



BuildersEdge.com | 800.969.7245



Board-N-Batten 4-Board Joined Shutters, Designer Round Gable Vent with Keystones, Jumbo Mount Block, (036); Foundry Shake Siding (123); RidgeMaster® Plus

YOUR DREAM HOME IS WITHIN REACH!

Start building your wish list today as you glance through this catalog. Builders Edge products enhance curb appeal and make your house a special place. It's home, make it yours.

A beautiful, maintenance-free home exterior is a source of pride. Choosing Builders Edge allows you to install precisely the products, colors and finishing details that you've always wanted. We offer a wide range of quality building products from picturesque shutters, window and door surrounds, to gable and specialty vents, mounting blocks, trim and roofing accessories.

Designed for affordability, quick 'n easy installation and lasting performance, Builders Edge products will boost quality of life, curb appeal and resale value. Plus, they're backed by a limited lifetime warranty, so they're sure to make your home a source of comfort and pride for years to come.

SHUTTERS

Standard Shutters	8-9
Specialty Shutters	10-11
Shutter Accessories	13

WINDOW AND DOOR TRIM

Window Headers	16-19
Door Surrounds	20-21
Dentil Trim	23

MOUNT BLOCKS AND SPECIALTY VENTS

Standard	26-29
UL® Electrical Products	30
Water Management	31
SturdiMount	32
Insulated Siding	33
Standard Utility vents	34-35

GABLE VENTS

Standard Gable Vents	38-40
Specialty Vents	41

ROOFING ACCESSORIES

CapMaster	44
RidgeMaster	45
HipMaster	45





BUILDERS EDGE SHUTTERS

Looking to add a dash of color to your home's exterior? Consider beautiful, maintenance-free shutters! Builders Edge Louver, Raised Panel, Board-N-Batten™ shutters, shutter tops and decorative hardware are quick and easy to install. They can be used in numerous combinations to add one-of-a-kind sophistication and character to your home's windows.



Raised Panel Shutters (002); Flat Panel Window Headers
with Keystone (023); Designer Round Gable Vent with Keystones (023)



Three and Four Board Spaced Board-N-Batten Shutters (078)

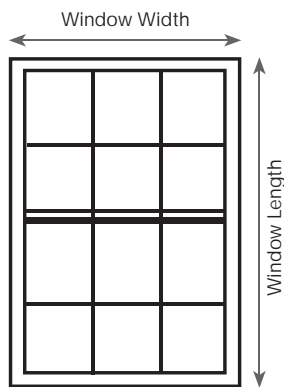


Louver Shutters (166); Flat Panel Window Headers with Keystone (001)

STANDARD SHUTTERS

The best fit and value in shutters for your home.

- Builders Edge Shutters are available in Louver, Raised Panel and Board-N-Batten styles. Louver and Raised Panel Shutters are available in 2 widths and up to 14 lengths. Board-N-Batten Shutters are available in 2 widths and up to 13 lengths.
- Durable, maintenance-free U.V. stabilized, deep woodgrain texture.
- All shutters are color molded-through so they won't scratch, flake, or fade.
- Limited Lifetime warranty.



How to Measure

1. Measure the width and length of each window (include the frame of the window in your measurements).
2. Review your window widths. If they measure between 26" - 45", use the standard 14", 14-1/2" or 14-3/4" wide shutter. For windows that measure between 18" - 32" the standard 12" wide shutter is recommended. Any window width wider or narrower may require a specialty size.
3. Choose the shutter lengths that closely match your window lengths.
4. If necessary, use the specialty size chart to choose your shutters.

Shutter-Lok® Fasteners

- Makes installation fast and easy!
- Holds in any material: wood, vinyl, stucco, brick or fiber cement.
- Shutters 43" and under receive 8 pack of Shutter-Loks.
- Shutters over 46" receive 12 pack of Shutter-Loks.



Paintable Shutters

Available for you to paint with your custom color. Paintable is perfect for painting shutters to match other areas of your home, and they won't warp or split like wood shutters.



Louver



Raised Panel




Cottage Style*
(67" only)

25" offset
from top
to top



12" Width
3-Board Spaced



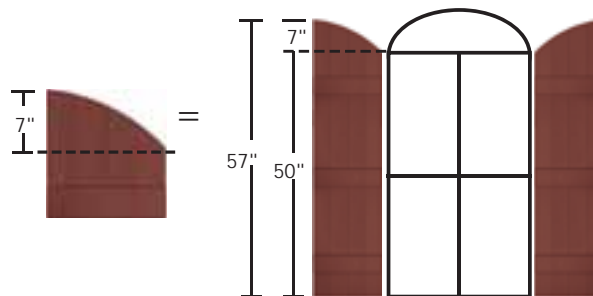
14" Width
4-Board Joined



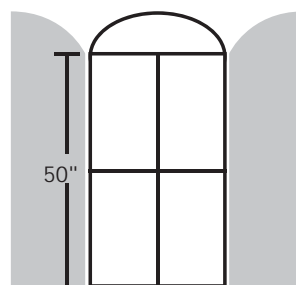
14" Width
4-Board Joined
Archtop

Item #	Size	Item #	Size
010120025***	12" x 25"	030120031***	12" x 31"
010120031***	12" x 31"	030120035***	12" x 35"
010120036***	12" x 36"	030120039***	12" x 39"
010120039***	12" x 39"	030120043***	12" x 43"
010120043***	12" x 43"	030120047***	12" x 47"
010120048***	12" x 48"	030120051***	12" x 51"
010120052***	12" x 52"	030120055***	12" x 55"
010120055***	12" x 55"	030120059***	12" x 59"
010120060***	12" x 60"	030120063***	12" x 63"
010120064***	12" x 64"	030120067***	12" x 67"
010120067***	12" x 67"	030120167***	12" x 67" Cottage Style*
010120072***	12" x 72"	030120071***	12" x 71"
010120075***	12" x 75"	030120075***	12" x 75"
010120079***	12" x 80"	030120079***	12" x 80"
010140025***	14½" x 25"	030140031***	14¾" x 31"
010140031***	14½" x 31"	030140035***	14¾" x 35"
010140036***	14½" x 36"	030140039***	14¾" x 39"
010140039***	14½" x 39"	030140043***	14¾" x 43"
010140043***	14½" x 43"	030140047***	14¾" x 47"
010140048***	14½" x 48"	030140051***	14¾" x 51"
010140052***	14½" x 52"	030140055***	14¾" x 55"
010140055***	14½" x 55"	030140059***	14¾" x 59"
010140060***	14½" x 60"	030140063***	14¾" x 63"
010140064***	14½" x 64"	030140067***	14¾" x 67"
010140067***	14½" x 67"	030140167***	14¾" x 67" Cottage Style*
010140072***	14½" x 72"	030140071***	14¾" x 71"
010140075***	14½" x 75"	030140075***	14¾" x 75"
010140080***	14½" x 80"	030140080***	14¾" x 80"

Item #	Size	Item #	Size	Item #	Size
070120031***	12" x 31"	080140031***	14" x 31"	090140045***	14" x 45"
070120035***	12" x 35"	080140035***	14" x 35"	090140049***	14" x 49"
070120039***	12" x 39"	080140039***	14" x 39"	090140053***	14" x 53"
070120043***	12" x 43"	080140043***	14" x 43"	090140057***	14" x 57"
070120047***	12" x 47"	080140047***	14" x 47"	090140061***	14" x 61"
070120051***	12" x 51"	080140051***	14" x 51"	090140065***	14" x 65"
070120055***	12" x 55"	080140055***	14" x 55"	090140069***	14" x 69"
070120059***	12" x 59"	080140059***	14" x 59"	090140073***	14" x 73"
070120063***	12" x 63"	080140063***	14" x 63"	090140077***	14" x 77"
070120067***	12" x 67"	080140067***	14" x 67"	090140081***	14" x 81"
070120071***	12" x 71"	080140071***	14" x 71"	090140085***	14" x 85"
070120075***	12" x 75"	080140075***	14" x 75"	090140089***	14" x 89"
070120080***	12" x 80"	080140080***	14" x 80"	090140094***	14" x 94"



Note: When ordering 4-Board Joined with Arch Top shutters add 7" to the window opening height to determine total shutter height. For example: 50" high window opening + 7" arch = 57" shutter.

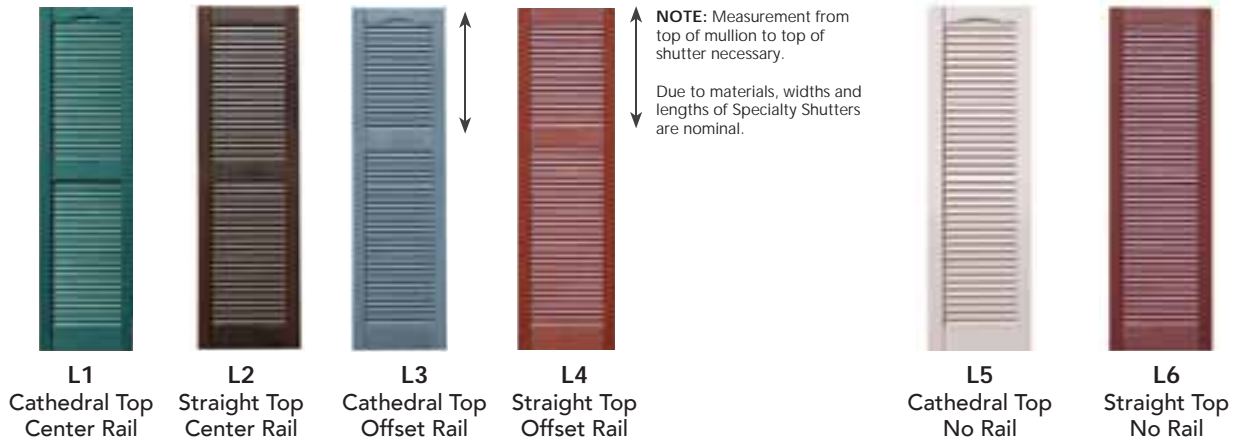


Lengths from 31" to 94". Shutters under 55" in length will have 2 cross battens, shutters 55" and over will have 3 cross battens. Lengths and widths are nominal.
*** Indicates color numbers.

SPECIALTY SHUTTERS*

Choose your perfect size and style.

- Made to your specifications. Builders Edge Specialty Shutters are available in over 100,000 combinations of sizes, styles and colors for a completely custom look!
- Durable, maintenance-free U.V. stabilized, deep woodgrain texture.
- All shutters are color molded-through so they won't scratch, flake, or fade.
- Limited Lifetime warranty.




Specialty Open Louver

16 Colors: 001, 002, 004, 008, 009, 010, 018, 023, 027, 028, 036, 078, 117, 122, 166, 167, and paintable (030).

Widths: 9-1/4", 12", 14-1/2", 16-1/2", 18"

Lengths: 1/4" increments (lengths are nominal) **L1 – L6** –18" to 144"

Packaged: Specialty shutters receive a 12 pack of Shutter-Loks®



Specialty Raised Panel

16 Colors: 001, 002, 004, 008, 009, 010, 018, 023, 027, 028, 036, 078, 117, 122, 166, 167, and paintable (030).

Widths: 9 -1/4", 12", 14-1/2", 16-1/2", 18"

Lengths: 1/4" increments (lengths are nominal).

Maximum length of one panel section is 50" without top, center, or bottom.

P1 18" – 55" / **P2, P3** 22" – 110" / **P4, P5, P6** 33" – 144".

Packaged: Specialty shutters receive a 12 pack of Shutter-Loks®

Specialty shutter lengths and widths are nominal. Specialty Shutters are non-returnable.
Cannot ship more than 15 pair to a residence.

Specialty Board-N-Batten

16 Colors: 001, 002, 004, 008, 009, 010, 018, 023, 027, 028, 036, 078, 117, 122, 166, 167, and paintable (030).

Lengths: 18" to 144" in 1/4" increments. Lengths are nominal. Shutters under 55" in length will have two cross battens. Shutters 55" and over will have three cross battens.

Style **J4-A** is only available in lengths 45" – 94" (in 1/4" increments).


Packaged: In boxed pairs with 12 screws.



J2
7"
Two Board



J3
10-1/2"
Three Board



J4
14"
Four Board



J4-A
14" Arch Top
Note: Length of J4-A
includes Arch Top
maximum height 94"



J5
17-1/2"
Five Board




S2
7-3/4"
Two Board



S3
12"
Three Board



S4
16-1/4"
Four Board



S5
20-1/2"
Five Board



LP1
Louver-Panel
Cathedral Top



LP2
Louver-Panel
Straight Top

Specialty Louver-Panel Combination

16 Colors: 001, 002, 004, 008, 009, 010, 018, 023, 027, 028, 036, 078, 117, 122, 166, 167, and paintable (030).

Widths: 9-1/4", 12", 14-1/2", 16-1/2", 18"

Lengths: 1/4" increments (lengths are nominal) **LP1, LP2** 22" – 110"

Maximum length of one panel section is 50" without top, center, or bottom.

Packaged: Specialty shutters receive a 12 pack of Shutter-Loks®

*Specialty shutter lengths and widths are nominal. Specialty Shutters are non-returnable.
Cannot ship more than 15 pair to a residence.



Louver Shutters with Quarter Round Arch Top (002)



Raised Panel Shutters (002) with Decorative Hinges, S-Hooks and Shutter-Lok® Fasteners; Foundry Shake Siding (804)

SHUTTER ACCESSORIES

Distinctive styling for shutters.

Shutter Tops

16 Colors: 001, 002, 004, 008, 009, 010, 018, 023, 027, 028, 036, 078, 117, 122, 166, 167, and Paintable 030.



Quarter Round Archtop
Raised Panel



Quarter Round Archtop
Open Louver



Transom Top
Raised Panel

PRODUCT	SIZE	ITEM#	PACKAGED	USE WITH
Quarter Round Arch Top	14-3/4" Raised Panel	050021400 ***	Boxed pair with clips	14-3/4" Standard Raised Panel Shutter only
Quarter Round Arch Top	14-1/2" x 17" Louver	050011400 ***	Boxed pair with clips	14-1/2" Standard Louver Shutter only
Transom Top	14-3/4" x 11-3/4"	050051412 ***	Boxed pair with clips	14-3/4" Standard Raised Panel Shutter only

Shutter Accessories



Shutter-Lok



Decorative Hinge & S-Hook



3" Painted Screws



Shutter Clip



Ferrule

PRODUCT	PACKAGED	ITEM #	COLOR
Shutter-Lok®	12 per bag	050010012 ***	Shutter Colors and Paintable (030)
Decorative Hinge & S-Hook	4 Hinges, 2 Hooks/bag, 6 Bags/box	051010001002	Black
3" Painted Screws	12 per bag	050010108 ***	Shutter Colors and Paintable (030)
Shutter Clips ‡	12 per bag	050010212000	N/A
Ferrule	1 piece	00973021000	N/A
Ferrule	100 per box	00973022000	N/A

*** Indicates color numbers.

‡ Not for use with Specialty Panel or Specialty Louver Shutters.



WINDOW AND DOOR TRIM

Transform your doors and windows into dramatic points of distinction with Builders Edge door surrounds, dentil trim and window headers. Design elements transcend more than just the facade.



White (001)



Paintable (030)



Midnight Blue (166)

6" WINDOW HEADERS

Flat Panel or Classic Dentil complements all windows.



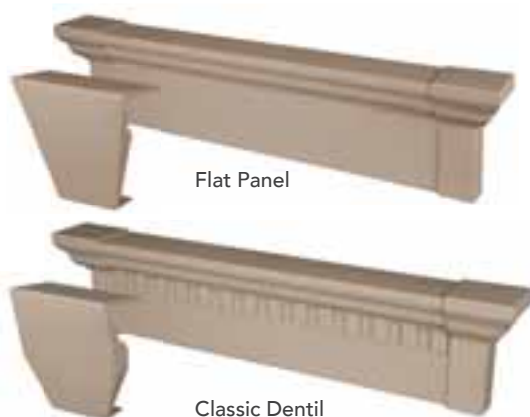
6" Standard Headers

	Item #	Top Width	Bottom Width	Top Depth	Bottom Depth	Height
33-5/8" Flat Panel	060010633 ***	36-1/2"	33-5/8"	2-11/16"	1-1/4"	6"
33-5/8" Classic Dentil	060020633 ***	36-1/2"	33-5/8"	2-11/16"	1-1/4"	6"
33-5/8" J-Channel Back Plate	060110633 ***					
37-5/8" Flat Panel	060010637 ***	40-1/2"	37-5/8"	2-11/16"	1-1/4"	6"
37-5/8" Classic Dentil	060020637 ***	40-1/2"	37-5/8"	2-11/16"	1-1/4"	6"
37-5/8" J-Channel Back Plate	060110637 ***					
43-5/8" Flat Panel	060010643 ***	46-1/2"	43-5/8"	2-11/16"	1-1/4"	6"
43-5/8" Classic Dentil	060020643 ***	46-1/2"	43-5/8"	2-11/16"	1-1/4"	6"
43-5/8" J-Channel Back Plate	060110643 ***					
65-5/8" Flat Panel	060010665 ***	68-1/2"	65-5/8"	2-11/16"	1-1/4"	6"
65-5/8" Classic Dentil	060020665 ***	68-1/2"	65-5/8"	2-11/16"	1-1/4"	6"
65-5/8" J-Channel Back Plate	060110665 ***					
73-5/8" Flat Panel	060010673 ***	76-1/2"	73-5/8"	2-11/16"	1-1/4"	6"
73-5/8" Classic Dentil	060020673 ***	76-1/2"	73-5/8"	2-11/16"	1-1/4"	6"
73-5/8" J-Channel Back Plate	060110673 ***					

6" Specialty Headers—Specialty Headers are non-returnable.

Cut at the ends with End Caps welded in place

- Keystones included for optional installation.
- 6" Flat Panel or 6" Classic Dentil.
- Available in 1/4" increments from 24" - 73".



Cut in center (shipped unassembled)

- Requires use of Keystone which is included.
- 6" Flat Panel or 6" Classic Dentil, cut in center.
- Available in 1/4" increments from 24" - 144".



- 18 Colors: 001, 002, 004, 008, 009, 010, 018, 023, 027, 028, 034, 036, 078, 117, 122, 123, 166, 167, and paintable (030). Ask about other colors that are available with a 25 unit minimum.
- Flat Panel and Classic Dentil Profiles. Molded, one-piece construction.
- Keystone shipped with the header for optional application.
- Mount on any surface including wood, vinyl, fiber cement, aluminum, stucco, brick and hardboard.
- Can be cut in center for special sizing in the field. Keystone would be used to cover the cut.
- Note: Back Plates are available in White (001) and Paintable (030) only.



Raised Panel Shutters (036); Flat Panel Window Headers with Keystones (001)

- 18 colors: 001, 002, 004, 008, 009, 010, 018, 023, 027, 028, 034, 036, 078, 117, 122, 123, 166, 167, and paintable (030). Ask about other colors that are available with a 25 unit minimum.
- Flat Panel and Classic Dentil Profiles. Molded, one-piece construction.
- 9" Headers available in Flat Panel in standard 128" width, custom widths over 144", and headers with end caps over 73" are only available in white (001), bright white (117), white (123), and paintable (030).
- Surface mount on any surface including wood, vinyl, fiber cement, aluminum, stucco, brick and hardboard.
- Keystone shipped with the header for optional application.
- Can be cut in center for special sizing in the field. Keystone would be used to cover the cut.
- Note: Back Plates are available in White (001) and Paintable (030) only.



Raised Panel Shutters (036); Flat Panel Window Header with Keystone (001)

9" WINDOW HEADERS

Flat Panel or Classic Dentil complements all windows.



9" Standard Headers

	Item #	Top Width	Bottom Width	Top Depth	Bottom Depth	Height
33-5/8" Flat Panel	060010933 ***	37-7/8"	33-5/8"	3-3/4"	1-5/8"	9"
33-5/8" J-Channel Back Plate	060110937 ***					
37-5/8" Flat Panel	060010937 ***	41-7/8"	37-5/8"	3-3/4"	1-5/8"	9"
37-5/8" J-Channel Back Plate	060110937***					
43-5/8" Flat Panel	060010943 ***	47-7/8"	43-5/8"	3-3/4"	1-5/8"	9"
43-5/8" J-Channel Back Plate	060110943 ***					
65-5/8" Flat Panel	060010965 ***	69-7/8"	65-5/8"	3-3/4"	1-5/8"	9"
65-5/8" J-Channel Back Plate	060110965 ***					
73-5/8" Flat Panel	060010973 ***	77-7/8"	73-5/8"	3-3/4"	1-5/8"	9"
73-5/8" Classic Dentil	060020973 ***	77-7/8"	73-5/8"	3-3/4"	1-5/8"	9"
73-5/8" J-Channel Back Plate	060110973 ***					
128" Flat Panel	060010928 ***	132-1/4"	128"	3-3/4"	1-5/8"	9"
128" J-Channel Back Plate	060110928 ***					

9" Specialty Headers—Specialty Headers are non-returnable.

Cut at the ends with End Caps welded in place

- Keystones included for optional installation.
- 9" Flat Panel or 9" Classic Dentil.
- Available in 1/4" increments from 24" - 123".



Flat Panel



Classic Dentil

Cut in center (shipped unassembled)

- Requires use of Keystone which is included.
- 9" Flat Panel or 9" Classic Dentil, cut in center.
- Available in 1/4" increments from 24" - 256", depending on style.



Flat Panel



Classic Dentil

*** Indicates color numbers.

DOOR SURROUNDS

Standard and custom sizes add beautiful style to any door.

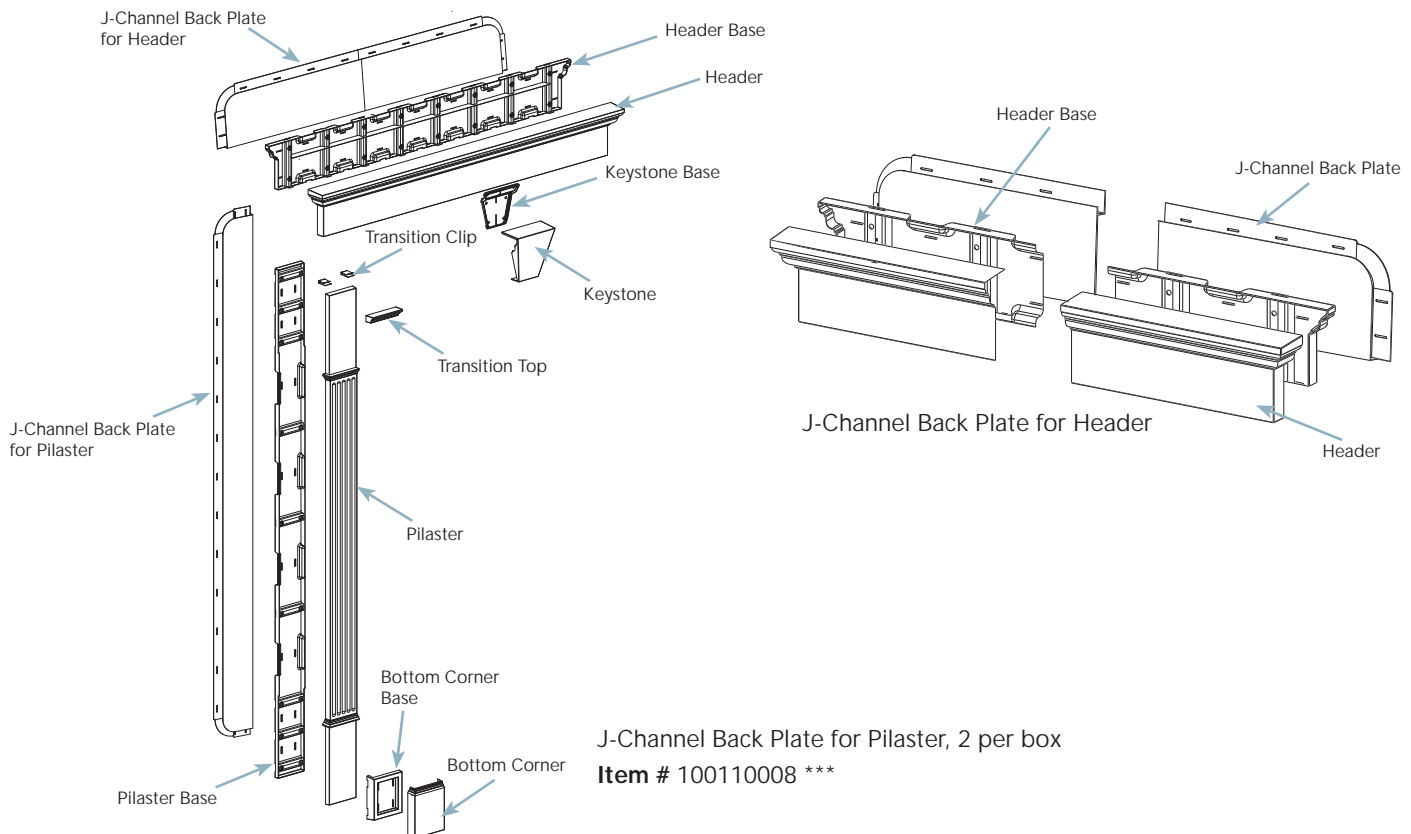
Pilaster Kit used with 6" and 9" Headers

Item # 100010008 ***

- 18 colors: 001, 002, 004, 008, 009, 010, 018, 023, 027, 028, 034, 036, 078, 117, 122, 123, 166, 167, and paintable (030). Ask about other colors that are available with a 25 unit minimum.
- Note: Headers with welded on End Caps require modification in the field to fit flush with the Pilaster.
- Pilaster dimensions: 96" x 6-7/8" x 1-7/8"
- Accommodates extra tall openings up to 8-1/2 feet.
- Includes mounting fasteners.
- Garage door surround with 6" Classic Dentil or Flat Panel header up to 144"
- Garage door surround with 9" Flat Panel header up to 256"

J-Channel Back Plate for Headers and Pilasters

- Provides a flat mounting surface for headers and pilasters.
- Built-in J-channel helps prevent water penetration.
- Can be ordered in all standard and specialty header sizes.
- Pilaster Back Plate is 96" in length by 3/4" deep and can be cut to desired size.
- J-Channel Back Plate provides a flat mounting surface for headers. Accepts 3/4" thickness.
- Back Plate must be ordered separately.
- Note: J-Channel Back Plates available in white (001) and paintable (030) only.





Door Surround with 9" Flat Panel Window Header and Keystone,
Paintable (030)



Square Tooth Dentil Trim (001)

DENTIL TRIM

Instantly adds architectural detail to any home.

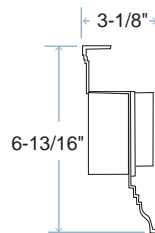
- 9 Colors: 001, 002, 008, 023, 028, 034, 078, 117, 123 and paintable (030).
Also available in our full color offering with a 4-box minimum.
- No minimum required on corners or end caps.
- Packaged 8' Kit: (2) 4' pieces per box. Packaged 32' Kit: (8) 4' pieces per box.
- Installs easily and ensures a perfect fit.

Square Tooth Dentil Trim



8' Square Tooth Dentil Item # 110020204 ***

32' Square Tooth Dentil Item # 110010804 ***



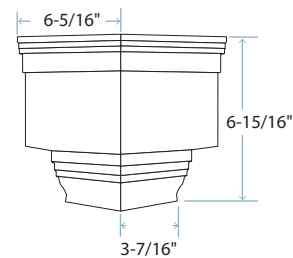
Corner Blocks

Includes necessary hardware.

Outside corner and inside corner sold separately.

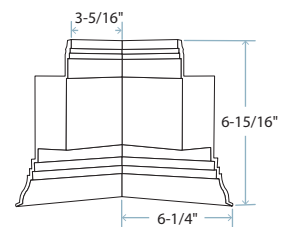
Outside Corner

Item # 110070100 ***



Inside Corner

Item # 110060100 ***

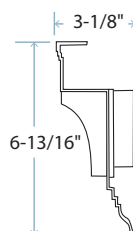


Scalloped Tooth Dentil Trim



8' Scalloped Tooth Dentil Item # 110040204 ***

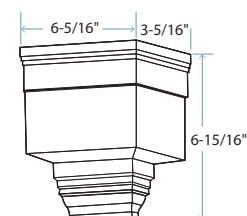
32' Scalloped Tooth Dentil Item # 110030804 ***



End Cap Kit

One left and one right corner plus hardware.

Item # 110050200 ***





Light Grey (016)

Burgundy Red (027)

Forest Green (028)



MOUNTING BLOCKS AND VENTS

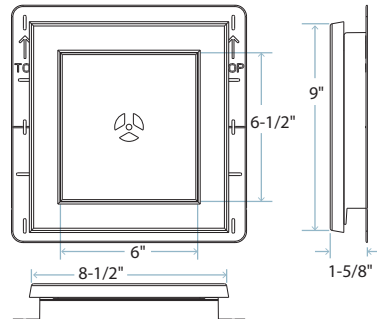
When planning your siding project, don't forget the finishing touches. No need to hand frame the mounts for porch lights, doorbells, outside electrical outlets, and water faucets.

Builders Edge mounting blocks and vents are a quick and inexpensive way to achieve a truly finished look. Our utility vents effortlessly improve exhaust vent airflow and appearance.

Slate (305)

STANDARD MOUNT BLOCKS

Provides the finishing detail for any exterior siding project.



Original MountMaster®

Item # 130010001 *** Scalped (10) per box

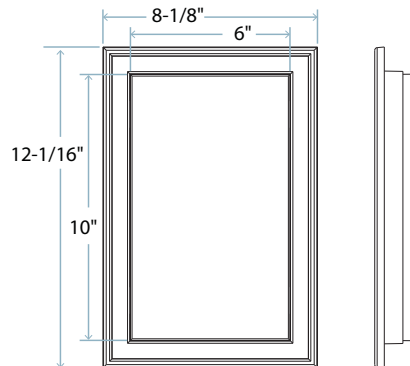
Item # 130110001 *** Scalped (1) per box

Item # 130010002 *** Square (10) per box

Item # 130110002 *** Square (1) per box

Locking positions: 3/4", 1", 1-1/4"

Features: Provides level and waterproof surface for all exterior accessories.



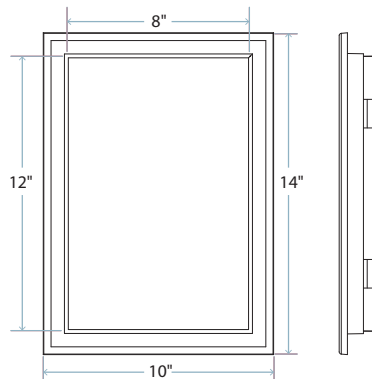
Jumbo Mount Block

Item # 130020001 *** (10) per box

Item # 130120001 *** (1) per box

Locking positions: 3/4", 1", 1-1/4"

Features: For larger coach lamps and smaller electrical and water meters.



Super Jumbo Mount Block

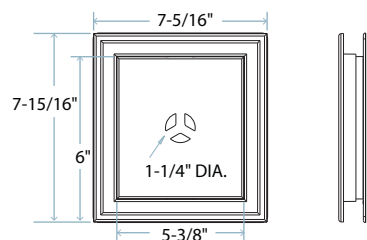
Item # 130020009 *** (4) per box - 001 or 030

Item # 130121009 *** (1) per box - 001 or 030

Item # 130120009 *** (1) per box - colors

Locking positions: 3/4", 1", 1-1/4"

Features: For larger coach lamps and smaller electrical and water meters.



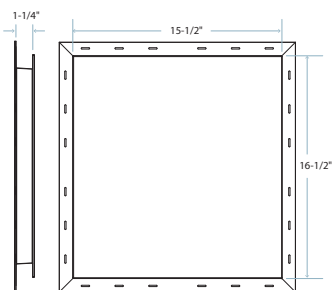
Slim Line Mount Block

Item # 130010003 *** (10) per box

Item # 130110003 *** (1) per box

Locking positions: 1/2", 3/4"

Features: Provides level and waterproof surface for all exterior accessories and has a low profile for soffits, etc.



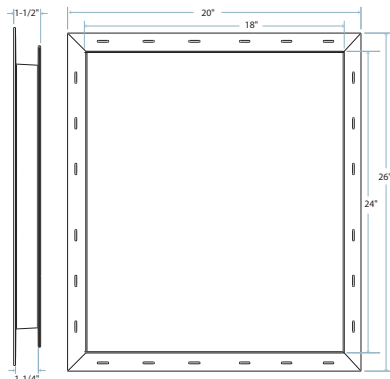
Meter Mount Block

Item # 130110005 *** (6) per box - 001 or 030

Item # 131110005 *** (1) per box - 001 or 030

Item # 130010005 *** (1) per box - colors

Features: For meters and extra large fixtures.



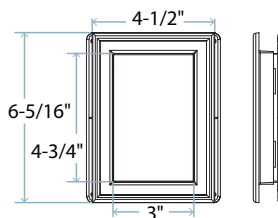
Jumbo Meter Mount Block

Item # 130110015 *** (4) per box - 001 or 030

Item # 131110015 *** (1) per box - 001 or 030

Item # 130010015 *** (1) per box - colors

Features: For larger size meters, mount flush, built in J-Channel. Easy to install and will screw or nail onto any surface.



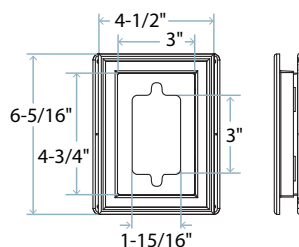
Solid Mini Mount Block

Item # 130030001 *** (10) per box

Item # 130130001 *** (1) per box

Locking positions: 1/2", 7/8"

Features: For doorbells, switches, outlets, etc.



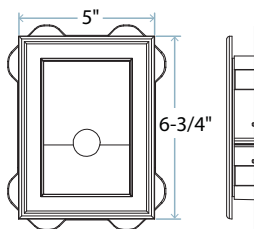
Mini Mount Pre-Cut

Item # 130030004 *** (10) per box

Item # 130131004 *** (1) per box

Locking positions: 1/2", 7/8"

Features: Pre-cut for electrical outlet applications.



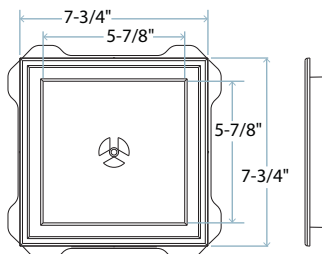
Wrap Around Block

Item # 130030003 *** (10) per box

Item # 130130003 *** (1) per box

Locking positions: 3/4", 1", 1-1/4"

Features: Block splits apart. Fits around existing pipes and wires.



Recessed Square Mount Block

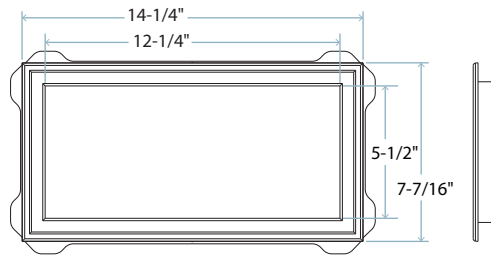
Item # 130010004 *** (10) per box

Item # 130110004 *** (1) per box

Locking positions: 5/8", 7/8"

Features: Low profile inset block.

*** Indicates color numbers. Available in full color offering.



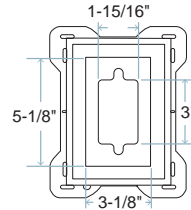
Recessed Jumbo Mount Block

Item # 130020002 *** (10) per box

Item # 130120002 *** (1) per box

Locking positions: 5/8", 7/8"

Features: Low profile inset block.



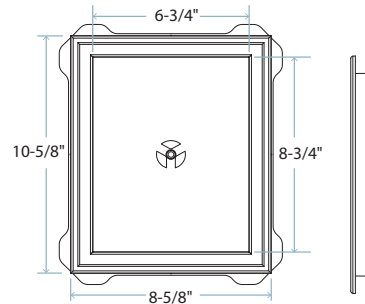
Recessed Mini Mount Block

Item # 130030002 *** (10) per box

Item # 130130002 *** (1) per box

Locking positions: 3/4", 1", 1-1/4"

Features: Low profile inset block.



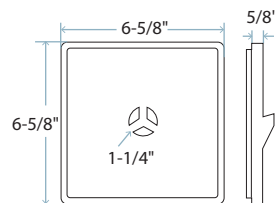
Large Recessed Mount Block

Item # 130020008 *** (5) per box

Item # 130120008 *** (1) per box

Locking positions: 5/8", 7/8"

Features: Low profile inset block.

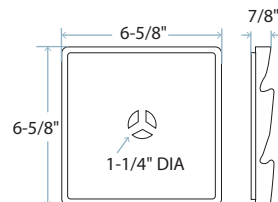


Surface Block for Dutch Lap Siding

Item # 130010008 *** (10) per box

Item # 130110008 *** (1) per box

Features: For installing fixtures after the siding is up.

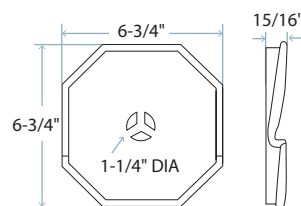


Surface Block for Triple 3" Siding

Item # 130010007 *** (10) per box

Item # 130110007 *** (1) per box

Features: For installing fixtures after the siding is up.



Surface Block for 4"-10" Siding

Item # 130010006 *** (10) per box

Item # 130110006 *** (1) per box

Features: For installing fixtures after the siding is up.

*** Indicates color numbers. Available in full color offering.



Centered - Jumbo Electrical Mount Block (008)



SturdiMount Fiber Cement Oversized Mounting Block (AW)

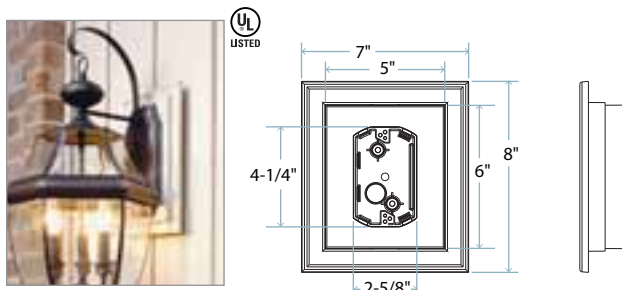


Original MountMaster® - Scalloped (008)

UL® LISTED ELECTRICAL MOUNT BLOCKS

Provides the finishing detail for any exterior siding project.

- Our UL® Electrical Products allow the electrical connection to be made over the top of the house wrap for a clean appearance.
- Electrical mount block with UL listed 18 cu. in. outlet box.
- Can be used on standard or insulated siding.
- 7/8", 1-1/8", 1-3/8", 1-5/8" locking positions.

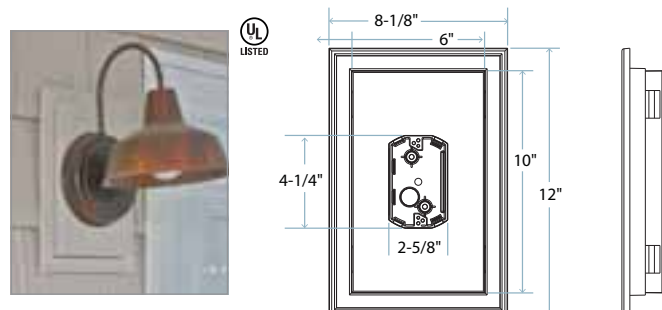


Electrical Block

Item # 130010010 *** (5) per box

Item # 130012010 *** (2) per box

Item # 130110010 *** (1) per box

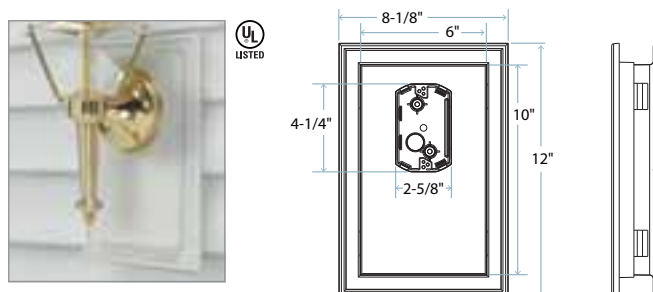


Jumbo Electrical Block-Centered

Item # 130010020 *** (10) per box - 001 or 030

Item # 131110020 *** (2) per box

Item # 130110020 *** (1) per box

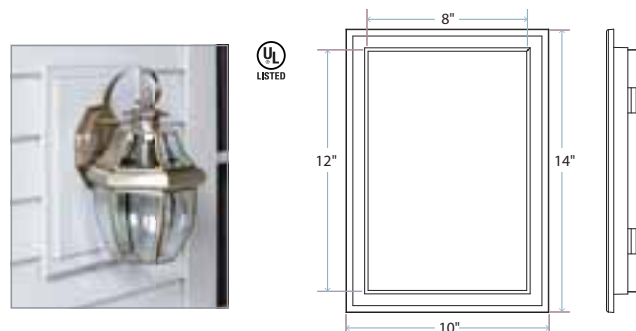


Jumbo Electrical Block-Offset

Item # 130020005 *** (10) per box - 001 or 030

Item # 131120005 *** (2) per box

Item # 130120005 *** (1) per box



Super Jumbo Electrical Block

Item # 130010030 *** (4) per box - 001 or 030

Item # 131110030 *** (1) per box - 001 or 030

Item # 130110030 *** (1) per box

Centered



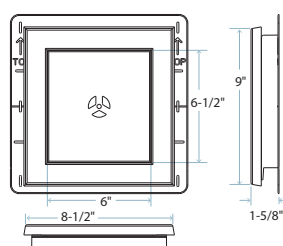
Offset



WATER MANAGEMENT MOUNT BLOCKS

Protects against moisture that can damage building materials.

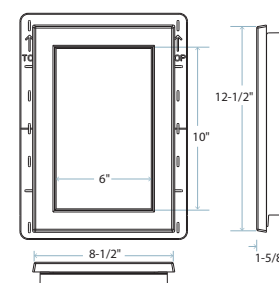
- Water is diverted through channels to the front face of the siding.
- Each block has multiple locking positions to accommodate a variety of siding projections - 7/16", 11/16", 15/16".
- Color molded through to prevent fading and cracking.
- Conceals caulk and siding ends for a professional and clean finish.
- Suggested applications - fiber cement, wood, lap, or cedar shake.
- Manufactured of polypropylene.



Original MountMaster® - WM

Item # 130010022 *** (10) per box

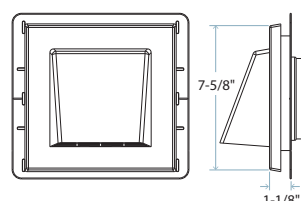
Item # 130110022 *** (1) per box



Jumbo Mount Block - WM

Item # 130020020 *** (10) per box

Item # 130120020 *** (1) per box



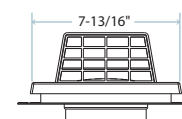
4" Hooded Vent - WM

Item # 140010774 *** (4) per box - 001 or 030

Item # 141110774 *** (1) per box - 001 or 030

Item # 140110774 *** (1) per box

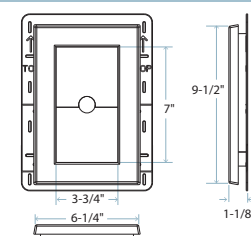
Item # 140112774000 Optional wire screen & retainer



Small Animal Guard for 4" Hooded Vent - WM

Item # 140111774 *** (1) per box - 001, 002, 023, 030

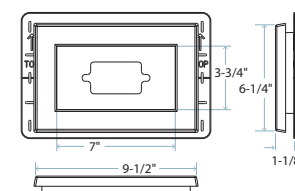
Note: Optional Small Animal Guard not used w/ dryer vents



Wrap Around Mount Block - WM

Item # 130030005 *** (10) per box

Item # 130130005 *** (1) per box



Horizontal Recessed Block - WM

Item # 130030010 *** (10) per box

Item # 130130010 *** (1) per box

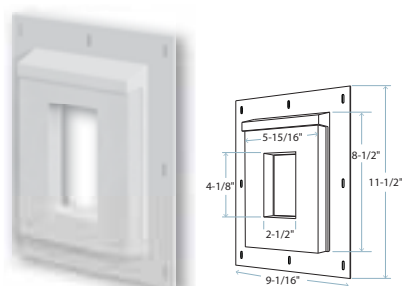
*** Indicates color numbers. Available in full color offering.

FIBER CEMENT MOUNT BLOCKS

For the beauty you want and the water protection you need.

SturdiMount

SturdiMount fiber cement blocks are manufactured using cellular PVC. Their engineered water management system maintains integrity with its innovative pre-flashed, pre-assembled design. The 12 color-matched colors provide a clean finished look you can't get anywhere else. Our Trim White can be left white or painted.

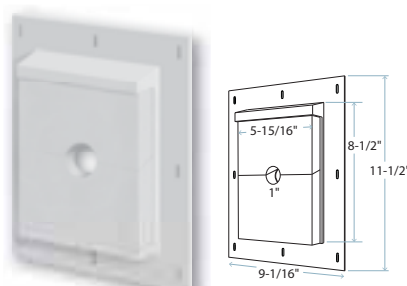


Receptacle Mount

Item # SMR68**

Use: Electrical boxes.

Packaged: 5 per box

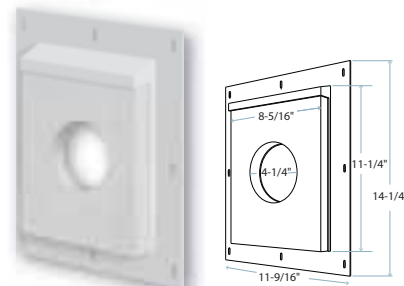


Split Mount

Item # SMS68**

Use: Spigots, gas lines & door bells.

Packaged: 5 per box



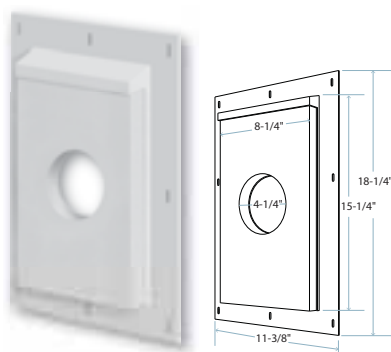
Universal Mount

Item # SMU811**4

Item # SMU3811P4 – 3-5/8" cut-out

Use: Standard lights & dryer vents.

Packaged: 5 per box



Oversized

Item # SMO815**

Use: Coach lights.

Packaged: 5 per box



UL ReceptacleMount

Item # SMRUL68TW

Use: Standard lights & electrical boxes.

Packaged: 5 per box

NEW!

Uncut Universal, Receptacle and Oversized profiles are available for onsite customization. Flange is pre-cut.

Available in Trim White (TW) only.

Universal Mount Item # SMU811BTW4

Oversized Mount Item # SMO815BTW

Receptacle Mount Item #: SMR68BTW

Packaged: 5 per box



Artic White (AW)



Autumn Tan (AT)




Cobble Stone (CS)




Khaki Brown (KB)




Light Mist (LM)




Monterey Taupe (MT)




Navajo Beige (NB)



Sail Cloth (SC)



Sandstone Beige (SB)




Woodland Cream (WC)



Woodstock Brown (WB)



Timber Bark (TB)

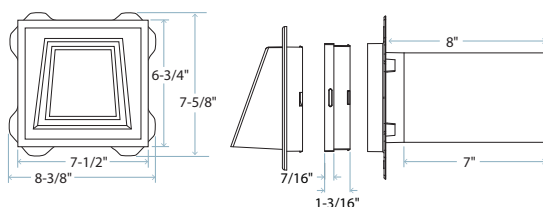


Trim White (TW)

** Indicates color letters. Actual colors may differ slightly from printed representations.

MOUNT BLOCKS AND UTILITY VENTS FOR INSULATED SIDING

- Deeper locking positions to allow for thicker insulated type siding.
- Conceals cut edge of siding for a finished look.
- Available in the most colors in the industry. Our full color offering will match most manufacturers' siding colors.



4" Hooded Vent – IS

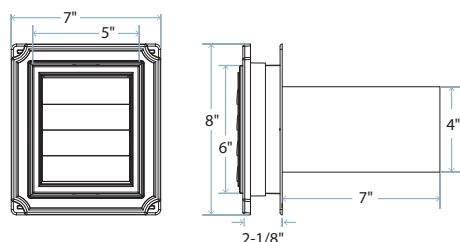
Item # 140018774 *** (4) per box - 001 or 030

Item # 140118774 *** (1) per box - colors

Item # 141118774 *** (1) per box - 001 or 030

Locking positions: 3/4", 1", 1-1/4", 1-1/2"

Features: Concealed exhaust flap, includes 7" long aluminum tube, 12 sq. in. net free ventilation area.



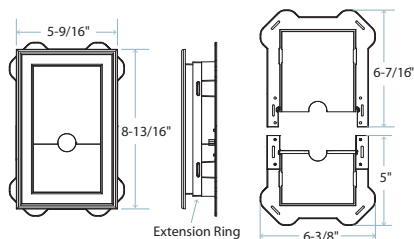
Master® Exhaust Vent – IS

Item # 140067079 *** (4) per box – Scalloped

Item # 140167079 *** (1) per box – Scalloped

Locking positions: 7/8", 1-1/4", 1-3/8", 1-5/8"

Features: Patented exhaust flaps stay closed when not in use, includes patented Lock-on Trim Ring, Includes 7" long aluminum tube, 12 sq. in. net free ventilation area.



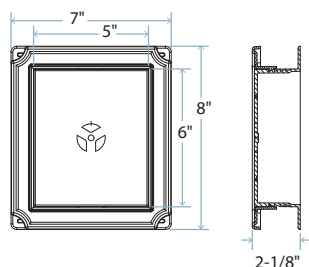
Wrap Around Mount Block – IS

Item # 131130004 *** (10) per box

Item # 130130004 *** (1) per box

Locking positions: 3/4", 1", 1-1/4", 1-5/8"

Features: Block splits, fits around existing pipes/wires.



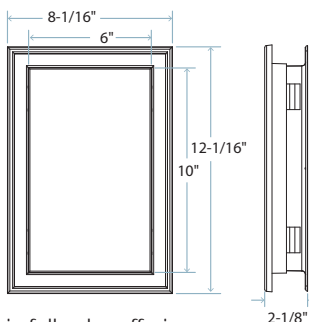
Original MountMaster® – IS

Item # 130010011 *** (10) per box

Item # 130110011 *** (1) per box

Locking positions: 7/8", 1-1/4", 1-3/8", 1-5/8"

Features: Provides level and waterproof surface for all exterior accessories.



Jumbo Mount Block – IS

Item # 130020010 *** (10) per box

Item # 130120010 *** (1) per box

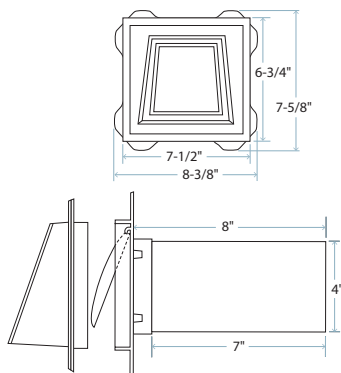
Locking positions: 7/8", 1-1/4", 1-3/8", 1-5/8"

Features: For coach lamps, etc.

*** Indicates color numbers. Available in full color offering.

STANDARD UTILITY VENTS

Distinctive high quality exterior vents.



4" Hooded Vent

Item # 140016774 *** (4) per box - 001 or 030

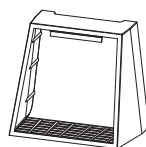
Item # 141116774 *** (1) per box - 001 or 030

Item # 140116774 *** (1) per box - colors

Locking Positions: 3/4", 1", 1-1/4"

Features:

- 12 sq. in. net free ventilation area.
- Bulk box quantity available, call Customer Service for details.



Optional Small Animal Guard
Not for dryer vent

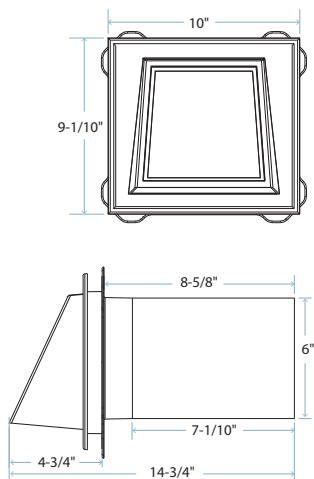
Small Animal Guard for 4" Hooded Vent

Item # 140117774 *** (1) per box

Colors: 001, 002, 023, Paintable (030)

Features:

- Fits inside the vent.
- Order in addition to the 4" Hooded Vent.



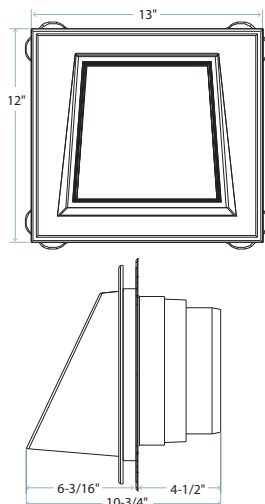
6" Hooded Vent

Item # 140056774 *** (1) per box

Locking positions: 3/4", 1", 1-1/4"

Features:

- 25 sq. in. net free ventilation area.
- Includes 7" long aluminum tube.
- Wire screen included.
- Concealed exhaust flap.



8" Hooded Vent

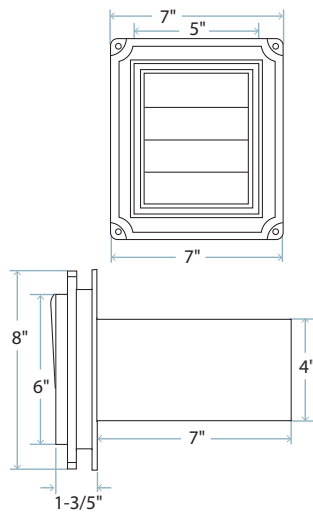
Item # 140086774 *** (1) per box

Locking positions: 3/4", 1", 1-1/4"

Features:

- 48 sq. in. net free ventilation area.
- Adapter for 7" diameter tube is included.
- Wire screen included.
- Concealed exhaust flap.
- Meets the increased air flow requirements of newer high efficiency HVAC Systems.
- Can be installed with an 8" or 7" diameter tube (not included).

*** Indicates color numbers.
Available in full color offering.

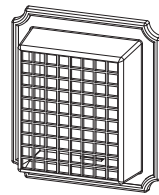


Master® Exhaust Vent

Item # 140037079 ***	Scalloped (4) per box
Item # 140137079 ***	Scalloped (1) per box
Item # 140047079 ***	Square (4) per box
Item # 140147079 ***	Square (1) per box
Locking Positions: 3/4", 1", 1-1/4"	

Features:

- Available in full color offering.
- 12 sq. in. net free ventilation area.



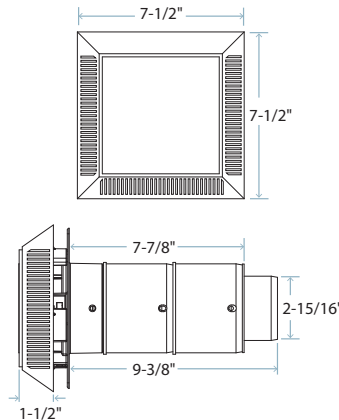
Optional
Small Animal Guard

Small Animal Guard for Master® Exhaust Vent

Item # 140157079 ***	(1) per box
----------------------	-------------

Features:

- Use in place of the trim ring.
- Order in addition to the Exhaust Vent.
- Available in full color offering.



Master® Intake/Exhaust Vent

Item # 140057575 ***	(1) per box
Locking positions: 5/8", 1", 1-1/4"	
Features: Low profile inset block.	



FoundationMaster™ Kit – Molded Screen

Item # 140036400 ***	(10) per box
Item # 140036410 ***	(1) per box

Features:

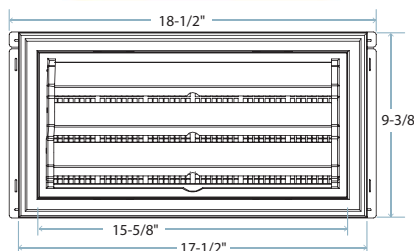
- Molded-in screen for insect protection.
- 50 sq. in. net free ventilation area.
- Includes optional fixed louver.
- For new construction or remodeling applications.

FoundationMaster™ Kit – Galvanized Wire Screen

Item # 140036409 ***	(10) per box
Item # 140036419 ***	(1) per box

Features:

- 1/4" kit w/galvanized wire screen for insect protection.
- 50 sq. in. net free ventilation area.
- Includes optional fixed louver.
- For new construction or remodeling applications.



*** Indicates color numbers.
Available in full color offering.



GABLE VENTS

Like the look of gable vents, but dread the thought of installing them? Builders Edge offers a variety of vents that can be used for functional or decorative applications. Our patented Snap-On Trim Ring, wide nailing flange and other features make it quick and easy to hide rough cuts.

Large ventilation areas help reduce energy costs by maintaining proper air flow and are resistant to insects and other pests.





Federal Brown (009)

Wicker (023)

Wineberry (078)

Wedgewood Blue (004)



Round Gable Vent, Louver Shutters, Flat Panel Window Headers with Keystones (001); Foundry Shapes (123)

STANDARD AND SPECIALTY GABLE VENTS

Adds ventilation and distinction to your home.



Round



Half Round



Round Top



Oval



Octagon



Square/Rectangle



Designer with
Keystone



Designer



Triangles



Keystone



Specialty Triangle Gable Vent (001); Foundry Shingle (017)

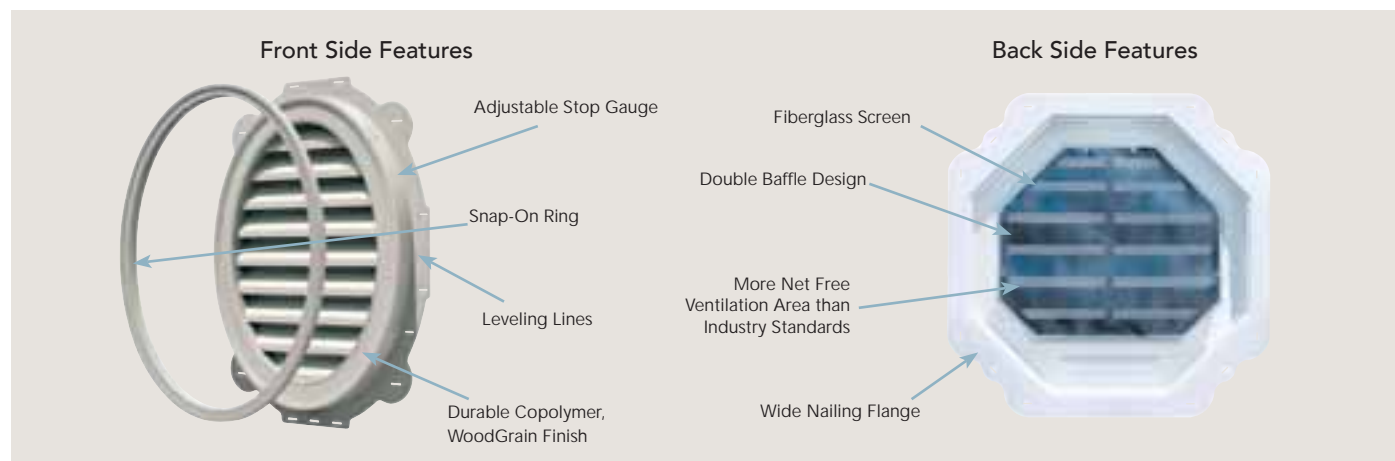
Standard Gable Vents

	Item #	Outside Dimension (outside ring to outside ring)	Depth	Net Free Ventilation Area	Locking Positions	Can Use Keystone*	Color
ROUND TOP							
14" x 22"	120081422 ***	16"x 24"	2-3/16"	50 sq. in.	1/2", 3/4", 1", 1-1/4"	✓	▲ ●
22" x 32"	120082232 ***	22"x 32"	2-3/16"	70 sq. in.	1/2", 3/4", 1", 1-1/4"	✓	▲ ●
OVAL							
21" x 27"	120042127 ***	21"x 27"	2-3/16"	57 sq. in.	3/4", 1", 1-1/4", 1-1/2"	✓	▲ ●
OCTAGON							
18"	120011818 ***	18" width	2"	26 sq. in.	3/4", 1", 1-1/4", 1-1/2"		■
22" - Insulated	120012222 ***	22" width	2"	54 sq. in.	3/4", 1", 1-1/4", 1-1/2", 1-5/8"	✓	■
27"	120012727 ***	27" width	2"	81 sq. in.	3/4", 1", 1-1/4", 1-1/2"	✓	▲ ●
32"	120013232 ***	32" width	2"	110 sq. in.	3/4", 1", 1-1/4", 1-1/2"	✓	▲ ●
ROUND							
18"	120031818 ***	18" diameter	2"	26 sq. in.	1/4", 1/2", 3/4", 1", 1-1/4"		■
22" - Insulated	120032222 ***	22" diameter	2"	50 sq. in.	3/4", 1", 1-1/4", 1-1/2", 1-5/8"	✓	■
36"	120033636 ***	36" diameter	2"	140 sq. in.	3/4", 1", 1-1/4", 1-1/2"	✓	▲ ●
HALF ROUND							
34" x 22"	120023422 ***	22-1/8" x 34-1/4"	2-1/8"	100 sq. in.	3/4", 1", 1-1/4", 1-1/2"	✓	■
RECTANGLE / SQUARE							
18" x 24" Classic Style	120071824 ***	20-1/4"x 26-1/4"	2-3/16"	63 sq. in.	1/2", 3/4", 1", 1-1/4"	✓	▲ ●
Insulated:							
12" x 12"	120051212 ***	14-1/4"x 14-1/4"	1-3/4"	38 sq. in.	1/2", 3/4", 1", 1-1/4", 1-5/8"		■
12" x 18"	120061218 ***	14"x 20"	1-3/4"	36 sq. in.	1/2", 3/4", 1", 1-1/4", 1-5/8"		■
18" x 24"	120061824 ***	20-1/4"x 26"	1-3/4"	140 sq. in.	1/2", 3/4", 1", 1-1/4", 1-5/8"		■
20" x 30"	120072430 ***	22-5/8"x 32-5/8"	2-1/4"	298 sq. in.	3/4", 1-1/4", 1-5/8"	✓	▲ ●
DESIGNER SERIES							
30" Designer Round with Keystones	120033030 ***	30" diameter	2-1/8"	50 sq. in.	1/4", 1/2", 3/4", 1", 1-1/4"		
28" Designer Round without Keystones	120032828 ***	28-1/4" diameter	2-1/8"	50 sq. in.	3/4", 1", 1-1/4", 1-1/2"		
Gable Vent Keystones	180020001***						

*** Indicates color numbers.

*Modifications need to be made in the field for a keystone to fit except for: 22" Octagon, 22" Round, 22" x 34" Half Round vents.

■ Full Color Offering No Minimum ▲ 24 Stock Colors + Paintable ● 25 Piece Minimum Full Color Offering



Specialty Gable Vents

Only available in White (001) and Paintable (030).

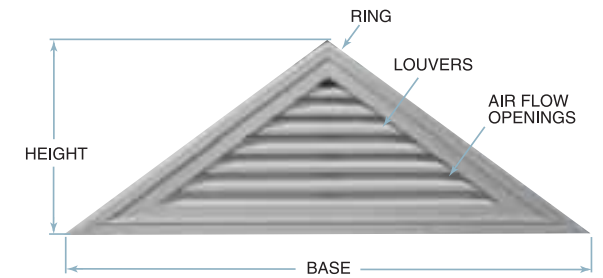
	Item #	Pitch	Outside Dimension (outside ring to outside ring)	Depth	Net Free Vent. Area	Locking Positions
Triangle						
Triangle – 14.5" x 74"	120140404 ***	4/12 Pitch	14.5" x 74"	2.125"	56	5/8", 7/8", 1-1/8", 1-3/8"
Triangle – 17" x 70.5"	120140505 ***	5/12 Pitch	16.9" x 70.5"	2.125"	74	5/8", 7/8", 1-1/8", 1-3/8"
Triangle – 18" x 72.5"	120140605 ***	6/12 Pitch	18.1" x 72.5"	2.125"	61	5/8", 7/8", 1-1/8", 1-3/8"
Triangle – 20.5" x 70.5"	120140706 ***	7/12 Pitch	20.5" x 70.5"	2.125"	81	5/8", 7/8", 1-1/8", 1-3/8"
Triangle – 21" x 62.5"	120140806 ***	8/12 Pitch	20.8" x 62.5"	2.125"	69	5/8", 7/8", 1-1/8", 1-3/8"
Triangle – 23" x 62"	120140907 ***	9/12 Pitch	23.1" x 61.8"	2.125"	89	5/8", 7/8", 1-1/8", 1-3/8"
Triangle – 23" x 56"	120141007 ***	10/12 Pitch	23.4" x 56"	2.125"	77	5/8", 7/8", 1-1/8", 1-3/8"
Triangle – 26" x 56"	120141108 ***	11/12 Pitch	25.8" x 56.3"	2.125"	96	5/8", 7/8", 1-1/8", 1-3/8"
Triangle – 26" x 52"	120141208 ***	12/12 Pitch	26" x 52"	2.125"	88	5/8", 7/8", 1-1/8", 1-3/8"
Triangle – 17" x 34"	120141204 ***	12/12 Pitch	17" x 34.1"	2.125"	19	5/8", 7/8", 1-1/8", 1-3/8"

How to Figure Net Free Ventilation Area for Rectangle/Square Vents

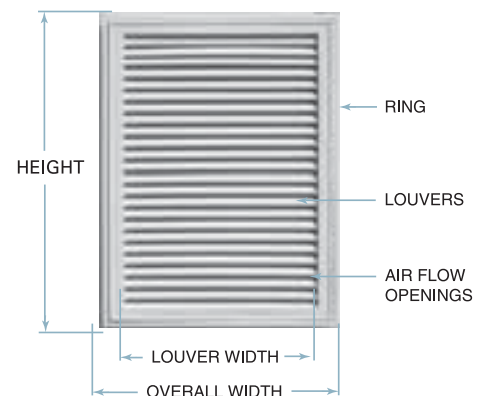
$$\text{NFVA} = (\text{Width} - 7.12) \times (.70) \times (\text{Louvers} - 1)$$

Example: 34" (W) x 42" (H) Vent

34.00	Outside width
<u>-7.12</u>	Ring and frame width
26.88	Width of one louver (air flow opening)
<u>26.88</u>	
<u>x .70</u>	Height of one air flow opening
18.82	Area of one air flow opening (in sq. in.)
16	Number of louvers
<u>-1</u>	Uppermost louver does not provide air flow
15	
<u>18.82</u>	Area of one air flow opening (in sq. in.)
<u>x 15</u>	Number of air flow openings
282.30	Net free ventilation area (in sq. in.)



All dimensions are from outside of ring to outside of ring







ROOFING ACCESSORIES

Properly ventilated roofs help manage attic temperature and home moisture levels. The Builders Edge roofing accessories line features a rugged, crush-proof construction that fits all roof pitches. Our vents and caps feature patented internal baffles and filters that keep out bugs, blowing snow and rain to improve home comfort.

ROOF VENTILATION

Most durable ridge and hip ventilation system.

Rugged Crush Proof Construction

With nailing supports and structural ribs designed to ensure a smooth straight roof line.

Durable Copolymer

Makes our ridge vent one of the strongest in the industry. Withstands dents from tree branches or hammer blows and resists cracking. Comes with a limited lifetime warranty.

Self-Aligning Interlocking Ends

Help to provide quick alignment and ensure that no weather or insects can enter between venting units.

Built-In End Caps

Improve weather resistance, simplify installation and adjust to roof pitch. Ship-Lap Design allows for expansion and contraction during temperature extremes.

Water, Snow and Insect Resistant

Patented computer designed "internal baffle system" rolls back rain and snow.


Insect, Leaf and Pine Needle Barrier

Filter inside the vent keeps out insects, leaves, etc.

RidgeMaster®



HipMaster®



CapMaster®

Item # 150000007*** (1) per box

Colors: Tuxedo Grey (018), Light Grey (017), Black (002), Musket Brown (010)

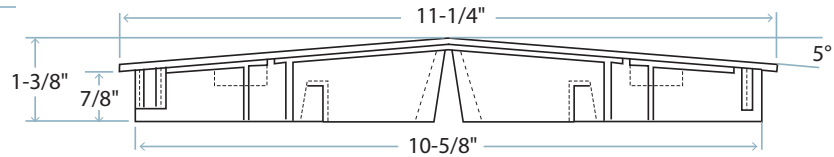
Features:

- Fits all 3" and 4" vent pipes.
- Adapts to roof pitches from 3/12 to 12/12.
- Friction clips hold CapMaster in place.
- No need to caulk.

11" RidgeMaster® Plus

Item #150000000002 40 lineal ft./box
(ten 4' pieces) –18 boxes/skid

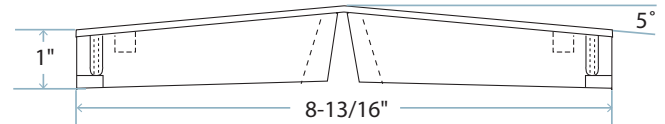
- Features:**
- For roof pitches from 3/12 to 12/12.
 - The added pitch shows more shingle profile and less vent opening.
 - Easily adapts to a Peak Vent or Flash Vent.
 - Internal baffle engineered to keep snow and rain from entering.



9" RidgeMaster® Plus

Item #150000001002 40 lineal ft./box
(ten 4' pieces) –18 boxes/skid

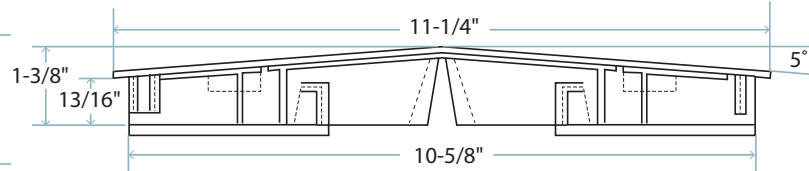
- Features:**
- For roof pitches from 3/12 to 12/12.
 - The added pitch shows more shingle profile and less vent opening.
 - Easily adapts to a Peak Vent or Flash Vent.
 - Internal baffle engineered to keep snow and rain from entering.



11" HipMaster®

Item #150000005002 40 lineal ft./box
(ten 4' pieces) –18 boxes/skid

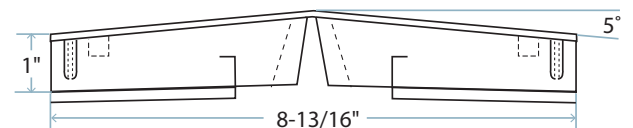
- Features:**
- For roof pitches from 3/12 to 12/12.
 - The triple baffle system is engineered to keep blowing rain and snow from entering.
 - Can be joined with RidgeMaster Plus.



9" HipMaster®

Item #150000002002 40 lineal ft./box
(ten 4' pieces) –18 boxes/skid

- Features:**
- For 9" Hip.
 - The triple baffle system is engineered to keep blowing rain and snow from entering.
 - Can be joined with RidgeMaster Plus.



HOW TO FIGURE PROPER VENTILATION

- Industry Standard for Proper Ventilation:
1 sq. ft. of ventilation for every 300 sq. ft. of attic space with 50% in ridge and 50% in soffit.
- RidgeMaster Plus and HipMaster:
12.228 sq. in. per linear foot—Net Free Ventilation Area

EXAMPLE: 2,000 SQ. FT. ATTIC

- 40' x 50' = 2,000 sq. ft. attic.
 - 2000 sq. ft./300 sq. ft. = 6.67 sq. ft. (total ventilation req.)
 - 6.67 x 144 = 960 sq. in. (conversion to inches)
 - 960 sq. in. = 480 sq. in. (ridge) + 480 sq. in. (soffit)
- A 50' ridge with RidgeMaster installed equals approximately 600 sq. in. of ventilation. More than industry standards.

COLOR PROGRAM

STANDARD SHUTTERS: LOUVER, RAISED PANEL, AND BOARD-N-BATTEN™

16 Colors: 001, 002, 004, 008, 009, 010, 018, 023, 027, 028, 036, 078, 117, 122, 166, 167, and paintable (030).

Non-Stock Color Program: Louver and Raised Panel Only

Louver and Raised Panel Standard sized shutters can be produced in any color that Builders Edge manufactures. This program is designed to provide color options on large scale projects. The lead time is 4 weeks and orders are non-cancelable and non-returnable. 25 pair minimum.

The upcharge per category is based off a net price:

25 - 50 pair.....	50%
51 - 99 pair.....	40%
100 - 249 pair.....	30%
250+ pair	20%

Custom Color Program:

Standard Louver and Panel shutters can be produced in a custom color. Minimum order size of 100 pairs per color, per size. Different size shutters or colors cannot be combined to achieve the minimum order. Custom color orders have a 10 week lead time. Orders are non-cancelable and non-returnable. Additional charges apply. Call Customer Service for a quote.

SPECIALTY SHUTTERS:

LOUVER, RAISED PANEL, BOARD-N-BATTEN AND COMBINATION

16 Colors: 001, 002, 004, 008, 009, 010, 018, 023, 027, 028, 036, 078, 117, 122, 166, 167, and paintable (030)

Mount Block/Utility Vent Color Program

- Available in our full color offering. Ask to see color key chain for selection.
- All Mount Blocks and Utility Vents including Standard, Water Management, Insulated and U.L.
- FoundationMaster is available in the 24 stock vent colors plus paintable.
*Available in our full color offering with a 3 box minimum.

WINDOW AND DOOR TRIM

Headers, Door Surrounds, and Pilasters

18 Colors: 001, 002, 004, 008, 009, 010, 018, 023, 027, 028, 034, 036, 078, 117, 122, 123, 166, 167 and paintable (030)

- Standard and specialty header widths can be combined to reach the 25 piece minimum for any color outside of the stock program.
- Header styles (6" Flat, 6" Dentil, 9" Flat and 9" Dentil) cannot be combined to reach the 25 piece minimum.
- Non-stock custom colors have a 4 week lead time, are non-cancelable and non-returnable.
- 9" Flat panel header 128" width, specialty widths over 144" and 9" headers with end caps over 73" are only available in White (001), Bright White (117), White (123) and Paintable (030).
- Scallop and Square Exterior Dentil trim available in full color offering with a 4 box minimum (32 lineal ft).

DENTIL TRIM

9 Colors: 001, 002, 008, 023, 028, 034, 078, 117, 123, and paintable (030). Also available in our full color offering with a 4-box minimum. No minimum required on corners or end caps.

GABLE VENT COLOR PROGRAM

24 Colors: 001, 002, 008, 011, 012, 013, 016, 020, 021, 023, 028, 034, 045, 048, 049, 069, 078, 082, 085, 089, 095, 097, 117, 123, and Paintable (030). Cannot combine different vents or colors to equal the 25 piece minimum. Specialty Gable Vents are only available in White (001) and Paintable (030).

Standard Lead time: 10 Business Days

	Full Color Offering No Minimum	24 Stock Colors + Paintable	25 Pc. Minimum Full Color Offering
Round Top			
14" x 22"		•	•
22" x 32"		•	•
Oval			
21" x 27"		•	•
Octagon			
18"	•		
22"	•		
27"		•	•
32"		•	•
Round			
18"	•		
22"	•		
36"		•	•
30" Round w/ Keystones		•	•
28" Round w/o Keystones		•	•
Half Round			
34" x 22"	•		
Rectangle / Square			
12" x 12" Square	•		
12" x 18" Rectangle	•		
18" x 24" Classic Style		•	•
18" x 24" Rectangle	•		
24" x 30" Classic Style		•	•

STOCK VENT COLORS

			
White 001	Black 002	Clay 008	Sandalwood 011
			
Dark Almond 012	Light Almond 013	Light Grey 016	Cream 020
			
Sandstone Beige 021	Wicker 023	Forest Green 028	Parchment 034
			
Sandstone Maple 045	Almond 048	Almond 049	Tan 069
			
Wineberry 078	Linen 082	Clay 085	Champagne 089
			
Clay 095	Clay 097	Bright White 117	White 123
			
Paintable 030			

SHUTTER COLORS*

			
White 001	Black 002	Wedgewood Blue 004	Clay 008
			
Federal Brown 009	Musket Brown 010	Tuxedo Grey 018	Wicker 023
			
Burgundy Red 027	Forest Green 028	Classic Blue 036	Wineberry 078
			
Bright White 117	Midnight Green 122	Midnight Blue 166	Bordeaux 167
			
Paintable 030			

* All mount blocks are available in full color offering (250+ colors). Actual colors may vary from printed representations.

PLANT ORIGATION KEY

Metamora
MI

Elkland
PA

Latta
SC

STANDARD SHUTTERS

Board-N-Batten™	M		
Louver		E	
Panel		E	

SPECIALTY SHUTTERS

Board-N-Batten™	M		
Louver	M		
Panel	M		

SHUTTER TOPS

14-1/2" Open Louver		E	
14-3/4" Raised Panel		E	
14-3/4" Transom Top		E	

WINDOW AND DOOR TRIM

Headers		E	
Header Keystones		E	
Pilaster Kit for Door Surround		E	
Dentil Trim		E	

GABLE VENTS

Standard Vents		E	
Gable Vent Keystones		E	
Specialty Vents	M		

MOUNT BLOCKS

All Mount Blocks		E	
------------------	--	---	--

UTILITY VENTS

FoundationMaster™		E	
Animal Guards		E	
Master Exhaust Vent		E	
Master Intake/Exhaust Vent		E	
Classic Hooded Vent		E	

ACCESSORIES

Decorative Hinge & S-Hook		E	
Shutter-Lok®	M/E	M/E	
Painted Steel Screws	M/E	M/E	
Mini Shutters	M		
Ferrules		E	

ROOF VENTILATION

	M		
--	---	--	--

STURDIMOUNT®

			L
--	--	--	---



BuildersEdge.com
Customer Service: 800-350-1706
Fax: 800-228-3128



©2016 Tapco International Corporation



Item # 880850
B4790 CT-07/16