







2012 Product Catalog

CST/berger



TABLE OF CONTENTS

	ROTARY LASERS	4 – 13
	LINE AND POINT ALIGNMENT LASERS	14 – 18
	PIPE LASER	19
	OPTICAL INSTRUMENTS	20 – 23
	MAGNETIC LOCATORS	24 – 25
	DISTANCE MEASURING	26 – 27



ACCESSORIES

28 – 38

- ▶ Rotary Laser Detectors 28
- ▶ Rotary Laser Accessories 28-29
- ▶ Pipe Laser Accessories 29
- ▶ Line Laser Detectors 30
- ▶ Line and Point Laser Accessories 30
- ▶ Total Station Accessories 30
- ▶ Leveling Rods 31
- ▶ Tripods 32-33
- ▶ Tripod Accessories 33
- ▶ Abney and Hand Levels 34
- ▶ Prisms 34-36
- ▶ Tribrachs 36
- ▶ GPS Accessories 36
- ▶ Prism and Range Poles and Accessories..... 37-38
- ▶ Plumb Bobs and Accessories 38
- ▶ Masonry/Magnetic Nails 38

**Calibration
Service**

CST/berger measuring tools are designed for a lifetime of reliable, efficient operation. With the rigors of jobsite conditions and the harsh field environment encountered through the many everyday uses of the product, the precision and accuracy of your CST/berger product may become compromised over time.

If you detect a problem with your product or want to check the calibration and accuracy, you can rely on a service network of CST/berger factory and authorized service centers to have the product back on the jobsite with minimum downtime. Your product will be inspected and diagnosed by factory-trained technicians using the latest equipment and methods. If a repair is necessary, count on factory original parts that will enable your unit to calibrate and function to original factory specifications. Let the pros that know the product best put you back to work faster.

For more information or to find a CST/berger Measuring Tool Authorized Service Center, contact CST/berger at 1-800-435-1859 or visit the Service Center page on the CST/berger website at www.cstberger.com.

ROTARY LASERS





CST/berger rotary lasers offer exceptional durability and accuracy in horizontal and vertical leveling. Single and dual-slope capable, these powerful instruments master every task with high precision both for exterior and interior applications. CST/berger offers solutions with the right features for almost every application.

Shown: 57-ALGRD Rotary Laser, 60-WDW20HV Tripod, 57-LD440 Laser Detector, and 06-TLMB Cut and Fill Rod



QUICK TOOL SELECTION GUIDE

Feature Icon Legend



For Rotary Laser Accessories, See Pages 28–29.



Model	ALGR	ALH	ALHV	ALHV-G	LM800DP
Horizontal Accuracy at 100-ft	1/16-in (1.5 mm)	1/16-in (1.5 mm)	1/16-in (1.5 mm)	1/16-in (1.5 mm)	1/16-in (1.5 mm)
Vertical Self-Leveling at 100-ft	1/8-in (3.2 mm)	—	1/8-in (3.2 mm)	1/8-in (3.2 mm)	1/8-in (3.2 mm)
Range Indoors	660-ft (200 m)	—	660-ft (200 m)	820-ft (250 m)	660-ft (200 m)
Range Exterior with Detector	2800-ft (850 m)	2800-ft (850 m)	2800-ft (850 m)	1312-ft (400 m)	2800-ft (850 m)
Leveling Type (Degrees)	Electronic ($\pm 5^\circ$)	Electronic ($\pm 5^\circ$)	Electronic ($\pm 5^\circ$)	Electronic ($\pm 5^\circ$)	Electronic ($\pm 5^\circ$)
Beam Rating	Class 2M, 635 nm	Class 2M, 650 nm	Class 2M, 635 nm	Class 2M, 532 nm	Class 2M, 635 nm
Scanning w/ Spot Mode	Yes	—	Yes	Yes	Yes
Rotation Rate (Preset Speeds)	0-1000 RPM	600 RPM	Variable (3)	Variable (3)	Variable (3)
Laydown Beam Positioning	Yes	—	Yes	Yes	Yes
Slope/Grade Capability ($\pm 10\%$)	Dual Dial-In	Single	Dual	Dual	Dual w/Remote
Battery Type	(4) D batteries	(4) D batteries	(4) D batteries	NiMH battery pack	NiMH battery pack
IP Rating	IP67	IP67	IP67	IP67	IP54
Compatible Detectors	LD440 RD5	LD440 RD5	LD440 RD5	LD440G	LD400 RD5



Electronic Self-Leveling
increased accuracy to minimize errors on the job-site



Slope/Grade Capability
levels slopes and angles for greater productivity





LM800	LM800GR	RL25H	RL25HV	LM30	Model
1/16-in (1.5 mm)	1/16-in (1.5 mm)	3/32-in (2.4 mm)	3/32-in (2.4 mm)	1/4-in (6 mm)	Horizontal Accuracy at 100-ft
1/8-in (3.2 mm)	—	—	3/16-in (4.8 mm)	1/4-in (6.4 mm)	Vertical Self-Leveling at 100-ft
660-ft (200 m)	—	—	200-ft (65 m)	200-ft (60 m)	Range Indoors
2800-ft (850 m)	2800-ft (850 m)	2000-ft (610 m)	2000-ft (610 m)	800-ft (240 m)	Range Exterior with Detector
Electronic ($\pm 5^\circ$)	Electronic ($\pm 5^\circ$)	Electronic ($\pm 5^\circ$)	Electronic ($\pm 5^\circ$)	Manual	Leveling Type (Degrees)
Class 2M, 635 nm	Class 2M, 650 nm	Class 2, 630-670 nm	Class 3R, 630-670 nm	Class 2M, 635 nm	Beam Rating
Yes	—	—	Yes	Yes	Scanning w/ Spot Mode
Variable (3)	600 RPM	—	—	Variable (2)	Rotation Rate (Preset Speeds)
Yes	—	—	Yes	—	Laydown Beam Positioning
Dual w/Remote	Dual	Single	Single	—	Slope/Grade Capability ($\pm 10\%$)
NiMH battery pack	NiMH battery pack	(3) D batteries	(3) D batteries	(4) C batteries	Battery Type
IP54	IP54	IP56	IP56	—	IP Rating
LD440 RD5	LD440 RD5	RD5	RD1 RD5	LD90 RD1	Compatible Detectors



Vertical Laydown Positioning
position laser for applications such as walls or partitions



Laser Detectors
easily locate the laser beam in bright light conditions or over long distances

ALGR Horizontal/Vertical Electronic Self-Leveling Rotary Laser with Digital Dual-Grade



◀ EXTERIOR INTERIOR ▶

- ▶ Interactive backlit display shows exact slope percentage
- ▶ Dual Dial-In Grade, $\pm 10\%$
- ▶ IP67 Rating
- ▶ Full Selection of Beam Visibility Enhancements – Variable speed selection and variable scan and spot modes

Specifications	
Accuracy (up to)	$\pm 1/16$ -in at 100-ft (1.5 mm at 30 m)
Range (up to) without Detector (Diameter)	660-ft (200 m)
Range (up to) with Detector (Diameter)	2800-ft (850 m)
Leveling Type, Range	Electronic, up to $\pm 5^\circ$
Beam Rating	Class 2M, 635 nm
Mount Threading	5/8-11
IP Rating	IP67
Battery Type	(4) D batteries
Operating Temperature	14° to 122° F (-10° to +50° C)
Dimensions	6.5×7.5×8.5-in
Weight	6.4 lbs.

Packaging Configurations

57-ALGRD

INCLUDES

- Remote Control
- LD440 Detector with Bracket
- Batteries
- Carrying Case



57-ALGRPkg Complete Package

INCLUDES

- Remote Control
- LD440 Detector with Bracket
- Laser Glasses
- (2) Magnetic Targets
- Wall Mount
- Batteries
- Aluminum Tripod
- 8-ft Leveling Rod
- Carrying Case



ALH Horizontal Electronic Self-Leveling Rotary Laser



◀ EXTERIOR

- ▶ Up to $\pm 1/16$ -in at 100-ft (1.5 mm at 30 m) accuracy
- ▶ Up to 2800-ft (850 m) range
- ▶ Single Slope Capability – With cross-axis self-leveling
- ▶ ADS (Anti-Drift System) – Alerts when laser has drifted from benchmark

Specifications	
Accuracy (up to)	$\pm 1/16$ -in at 100-ft (1.5 mm at 30 m)
Range (up to) with Receiver (Diameter)	2800-ft (850 m)
Leveling Type, Range	Self-leveling, up to $\pm 5^\circ$
Laser Diode	Class 2M, 650 nm
Mount Threading	5/8-11
IP Rating	IP67
Battery Type	(4) D batteries
Operating Temperature	14° to 122° F (-10° to +50° C)
Dimensions	6.5×7.5×8.5-in
Weight	6.3 lbs.

Packaging Configurations

57-ALH

INCLUDES

- LD440 Detector with Bracket
- Batteries
- Carrying Case



57-ALHPkg Complete Package

INCLUDES

- LD440 Detector with Bracket
- Batteries
- Aluminum Tripod
- 8-ft Leveling Rod
- Carrying Case



ALHV Horizontal/Vertical Electronic Self-Leveling Rotary Laser



◀ EXTERIOR INTERIOR ▶

- ▶ Dual-slope capable in both horizontal and vertical positions
- ▶ Cross-Axis Self-Leveling – Allows grade matching for basic slope work while maintaining accuracy
- ▶ Full Selection of Beam Visibility Enhancements – Variable speed selection and variable scan and spot modes
- ▶ ADS (Anti-Drift System) – Alerts when laser has drifted from benchmark

Specifications	
Accuracy (up to)	±1/16-in at 100-ft (1.5 mm at 30 m)
Range (up to) without Receiver (Diameter)	660-ft (200 m)
Range (up to) with Receiver (Diameter)	2800-ft (850 m)
Leveling Type, Range	Self-leveling, up to ±5°
Laser Diode	Class 2M, 635 nm
Mount Threading	5/8-11
IP Rating	IP67
Battery Type	(4) D batteries
Operating Temperature	14° to 122° F (-10° to +50° C)
Dimensions	6.5×7.5×8.5-in
Weight	6.3 lbs.

Packaging Configurations

57-ALHV

- INCLUDES**
 Remote Control
 Laser Glasses
 (2) Magnetic Targets
 Wall Mount
 Batteries
 Carrying Case



57-ALHVD Detector Package

- INCLUDES**
 Remote Control
 LD440 Detector with Bracket
 Laser Glasses
 (2) Magnetic Targets
 Wall Mount
 Batteries
 Carrying Case



57-ALHVPKG Complete Package

- INCLUDES**
 Remote Control
 LD440 Detector with Bracket
 Laser Glasses
 (2) Magnetic Targets
 Wall Mount
 Batteries
 Aluminum Tripod
 8-ft Leveling Rod
 Carrying Case



ALHV-G Electronic Horizontal/Vertical Self-Leveling Green Beam Rotary Laser



Green Beam

INTERIOR ▶

- ▶ Bright Green Beam Laser – For optimal beam visibility
- ▶ Dual-slope capable in both horizontal and vertical positions
- ▶ Cross-Axis Self-Leveling – Allows grade matching for basic slope work while maintaining accuracy
- ▶ Full Selection of Beam Visibility Enhancements – Variable speed selection and variable scan and spot modes

Specifications	
Accuracy (up to)	±1/16-in at 100-ft (1.5 mm at 30 m)
Range (up to) without Receiver (Diameter)	820-ft (250 m)
Range (up to) with Receiver (Diameter)	1300-ft (400 m)
Leveling Type, Range	Self-leveling, up to ±5°
Laser Diode	Class 2M, 532 nm
Mount Threading	5/8-11
IP Rating	IP67
Battery Type	NiMH rechargeable batteries
Operating Temperature	14° to 122° F (-10° to +50° C)
Dimensions	6.5×7.5×8.5-in
Weight	6.3 lbs.

Packaging Configurations

57-ALHVG

- INCLUDES**
 Remote Control
 Laser Glasses
 Magnetic Target
 Wall Mount
 NiMH Rechargeable Batteries
 Carrying Case



57-ALHVGD Detector Package

- INCLUDES**
 Remote Control
 LD440G Detector with Bracket
 Laser Glasses
 Magnetic Target
 Wall Mount
 NiMH Rechargeable Batteries
 Carrying Case



LM800DP Dual-Slope Electronic Self-Leveling Rotary Laser with Dual Plumb Beam



◀ EXTERIOR INTERIOR ▶

- ▶ Dual Plumb Beam – For easy and precise layout of 90° corners and plumb applications
- ▶ Cross-Axis Self-Leveling – Allows grade matching for basic slope work while maintaining accuracy
- ▶ Full Selection of Beam Visibility Enhancements – Variable speed selection and variable scan and spot modes
- ▶ Rechargeable NiMH battery and charger

Specifications	
Accuracy (up to)	±1/16-in at 100-ft (1.5 mm at 30 m)
Range (up to) without Receiver (Diameter)	660-ft (200 m)
Range (up to) with Receiver (Diameter)	2800-ft (850 m)
Leveling Type, Range	Self-leveling, up to ±5°
Laser Diode	Class 3R, 630–670 nm
Mount Threading	5/8-11
IP Rating	IP54
Battery Type	NiMH battery pack
Operating Temperature	14° to 122° F (-10° to +50° C)
Dimensions	6.3×7.5×6.5-in
Weight	4.4 lbs.

Packaging Configurations

57-LM800DPDI Detector Package

INCLUDES

- Remote Control
- LD400 Detector with Bracket
- Laser Glasses
- (2) Magnetic Targets
- Wall Mount
- NiMH Battery Pack and Charger
- Carrying Case




Dual Plumb Beams

for setting up over a reference point and creating precise 90° angles



Versatile Positioning Capability

Ideal for both interior and exterior applications. Dual slope capability levels complex slopes and angles. The dual plumb beam is best for 90-degree layout and plumb applications.



LM800 Dual-Slope Electronic Self-Leveling Rotary Laser with Up Plumb Beam



◀ EXTERIOR INTERIOR ▶

- ▶ Vertical Plumb Beam – For easy and precise layout of 90° corners and plumb applications
- ▶ Cross-Axis Self-Leveling – Allows grade matching for basic slope work while maintaining accuracy
- ▶ Full Selection of Beam Visibility Enhancements – Variable speed selection and variable scan and spot modes
- ▶ Rechargeable NiMH battery and charger

Specifications	
Accuracy (up to)	±1/16-in at 100-ft (1.5 mm at 30 m)
Range (up to) without Receiver (Diameter)	660-ft (200 m)
Range (up to) with Receiver (Diameter)	2800-ft (850 m)
Leveling Type, Range	Self-leveling, up to ±5°
Laser Diode	Class 2M, 635 nm
Mount Threading	5/8-11
IP Rating	IP54
Battery Type	NiMH battery pack
Operating Temperature	14° to 122° F (-10° to +50° C)
Dimensions	6.3×7.5×6.5-in
Weight	4.4 lbs.

Packaging Configurations

57-LM800DI

INCLUDES

- Remote Control
- LD400 Detector with Bracket
- Laser Glasses
- (2) Magnetic Targets
- Wall Mount
- NiMH Battery Pack and Charger
- Carrying Case



57-LM800PKG Complete Package

INCLUDES

- Remote Control
- LD400 Detector with Bracket
- Laser Glasses
- (2) Magnetic Targets
- Wall Mount
- NiMH Battery Pack and Charger
- Aluminum Tripod
- 8-ft Leveling Rod
- Carrying Case



LM800GR Dual-Slope Electronic Self-Leveling Rotary Laser



◀ EXTERIOR

- ▶ Dual Slope Capable – For increased versatility
- ▶ Cross-Axis Self-Leveling – Allows grade matching for basic slope work while maintaining accuracy
- ▶ ADS (Anti-Drift System) – Alerts when laser has drifted from benchmark
- ▶ Rechargeable NiMH battery and charger

Specifications	
Accuracy (up to)	±1/16-in at 100-ft (1.5 mm at 30 m)
Range (up to) with Receiver (Diameter)	2800-ft (850 m)
Leveling Type, Range	Self-leveling, up to ±5°
Laser Diode	Class 2M, 650 nm
Mount Threading	5/8-11
IP Rating	IP54
Battery Type	NiMH battery pack
Operating Temperature	14° to 122° F (-10° to +50° C)
Dimensions	6.3×7.5×6.5-in
Weight	4.4 lbs.

Packaging Configurations

57-LM800GR

INCLUDES

- Remote Control
- LD440 Detector with Bracket
- NiMH Battery Pack and Charger
- Carrying Case



57-LM800GRPkg Complete Package

INCLUDES

- Remote Control
- LD440 Detector with Bracket
- NiMH Battery Pack and Charger
- Aluminum Tripod
- 8-ft Leveling Rod
- Carrying Case



RL25H Exterior Self-Leveling Rotary Laser

NEW



EXTERIOR

- ▶ Rugged Design (with IP56 rating) – To handle the extreme jobsite conditions
- ▶ ±3/32-in leveling accuracy and extended range of 2000-ft (diameter)
- ▶ Single Axis Slope Control – Easily change the slope of the laser for complex leveling applications
- ▶ ADS (Anti-Drift System) – Alerts when laser has drifted from benchmark

Specifications

Accuracy (up to)	±3/32-in at 100-ft (2.4 mm at 30 m)
Range (up to) with Receiver (Diameter)	2000-ft (610 m)
Leveling Type, Range	Self-leveling, up to ±5°
Laser Diode	Class 2, 630–670 nm
Mount Threading	5/8-11
IP Rating	IP56
Battery Type	(3) D batteries
Operating Temperature	14° to 122° F (-10° to +50° C)
Dimensions	7.3×8.6×7.8-in
Weight	5.2 lbs.

Packaging Configurations

RL25H

- INCLUDES**
 RD5 Detector with Bracket
 Batteries
 Carrying Case



RL25HCK Complete Package

- INCLUDES**
 RD5 Detector with Bracket
 Batteries
 Aluminum Tripod
 8-ft Leveling Rod
 Carrying Case



Construction Site Tough

Durable housing design with over-mold in key impact areas; water and dust resistant.



RL25HV Interior/Exterior Self-Leveling Rotary Laser

NEW



◀ EXTERIOR INTERIOR ▶

- ▶ Rugged Design (with IP56 rating) – To handle the extreme jobsite conditions
- ▶ ±3/32-in leveling accuracy and extended range of 2000-ft (diameter) with detector/200-ft (diameter) without detector
- ▶ Vertical Plumb Beam – For easy and precise layout of 90° corners and plumb applications
- ▶ Full Selection of Beam Visibility Enhancements – Variable speed selection and variable scan and spot modes

Specifications	
Accuracy (up to)	±3/32-in at 100-ft (2.3 mm at 30 m)
Range (up to) without Receiver (Diameter)	200-ft (60 m)
Range (up to) with Receiver (Diameter)	2000-ft (610 m)
Leveling Type, Range	Self-leveling, up to ±5°
Laser Diode	Class 3R, 630–670 nm
Mount Threading	5/8-11
IP Rating	IP56
Battery Type	(3) D batteries
Operating Temperature	14° to 122° F (-10° to +50° C)
Dimensions	7.3×8.6×7.8-in
Weight	5.2 lbs.

Packaging Configurations

RL25HV

INCLUDES

- Remote Control
- Laser Glasses
- Magnetic Target
- Adjustable Wall Mount
- Batteries
- Carrying Case



RL25HVCK Complete Package

INCLUDES

- Remote Control
- RD1 Detector with Clamp
- Laser Glasses
- Magnetic Target
- Adjustable Wall Mount
- Batteries
- Aluminum Tripod
- 8-ft Leveling Rod
- Carrying Case



LM30 Manual Leveling Rotary Laser



◀ EXTERIOR INTERIOR ▶

- ▶ Up to ±1/4-in at 100-ft (6 mm at 30 m) accuracy
- ▶ Up to 200-ft (60 m) range interior; Up to 800-ft (243 m) with detector
- ▶ Vertical Plumb Beam – For easy and precise layout of 90° corners and plumb applications
- ▶ Short and Long Sweep Mode – Creates laser "chalkline" to increase beam visibility with remote

Specifications	
Accuracy (up to)	±1/4-in at 100-ft (6 mm at 30 m)
Range (up to) without Receiver (Diameter)	200-ft (60 m)
Range (up to) with Receiver (Diameter)	800-ft (243 m)
Leveling Type	Manual
Laser Diode	Class 3R, 630–670 nm
Mount Threading	5/8-11
IP Rating	—
Battery Type	(4) C batteries
Operating Temperature	22° to 120° F (-6° to +50° C)
Dimensions	4.0×5.0×7.0-in
Weight	4.3 lbs.

Packaging Configurations

57-LM30I

INCLUDES

- Remote Control
- Magnetic Target
- Wiz-Mount
- Batteries
- Carrying Case



57-LM30PKG Complete Package

INCLUDES

- LD90 Detector with Bracket
- Laser Glasses
- (2) Magnetic Targets
- Wiz-Mount
- Batteries
- Aluminum Tripod
- 8-ft Leveling Rod
- Carrying Case



LINE AND POINT ALIGNMENT LASERS



Quickly establish level, alignment, plumb and 90-degree angles with CST/berger point and line lasers. With automatic self-leveling laser technology, CST/berger line and point lasers increase accuracy on the job-site. Easily project bright laser lines or laser points to ensure proper layout and increased productivity on the job-site.

Shown: LL20 Exterior Line Laser, 60-ALQRI40 Tripod, LD3 Laser Detector, and 06-TLMB Cut and Fill Rod



LINE LASERS

LL20 Self-Leveling 360° Exterior Line Laser

360° Full Coverage Horizontal Leveling for most leveling applications

Compact and Lightweight with Single Switch Operation for ease of use and operation



Weather Resistant with an IP55 Rating for protection in harsh outdoor conditions

Fast Self-Leveling System automatically levels the laser in seconds and indicates out-of-level condition



Includes LD3 Laser Detector with innovative extended range option when extra distance is required (up to 530-ft/161 m)



Fast. Easy. Accurate.

Quickly establish level, plumb, alignment and set 90-degree angles with increased precision.





Self-Leveling Line Lasers

- ▶ Project laser lines with increased accuracy
- ▶ Quickly establish level, alignment, plumb, and set right angles of various reference points
- ▶ Highly visible laser lines and automatic self-leveling within a range of $\pm 5^\circ$
- ▶ Laser detectors offer extended distance and ability to locate laser beam in bright light conditions
- ▶ Simple to setup and easy to operate

For Line Laser Accessories, See Page 30.




Quick Tool Selection Guide




NEW

Green Beam

Model	LL20	XLP-34	ILM-XTG	ILM-XT	CL10
Type	Horizontal Line	Cross-Line	Cross-Line	Cross-Line	Cross-Line
Laser Cross	0	3	1	1	1
Accuracy Up To \pm	3/16-in @ 100-ft (4.5 mm @ 30 m)	1/8-in @ 100-ft (2.5 mm @ 30 m)	1/8-in @ 30-ft (2.5 mm @ 9 m)	1/8-in @ 30-ft (2.5 mm @ 9 m)	1/8-in @ 20-ft (3 mm @ 6 m)
Range Up To (Interior)	65-ft (20 m)	100-ft (30 m)	100-ft (30 m)	100-ft (30 m)	Horizontal: 65-ft (20 m) Vertical: 30-ft (10 m)
Range Up To (Exterior w/Detector)	530-ft (160 m)	300-ft (90 m)	—	100-ft (30 m)	—
Leveling Type	Self-Leveling, up to $\pm 4^\circ$	Self-Leveling, up to $\pm 5^\circ$	Self-Leveling, up to $\pm 5^\circ$	Self-Leveling, up to $\pm 5^\circ$	Self-Leveling, $\pm 4^\circ$
Diode	Class 2, 630 - 670 nm	Class 2M, 635 nm (Down Plumb, 650 nm)	Class 2M, 535 nm	Class 2M, 635 nm	Class 2, 635 nm
Operating Temperature	14° to 122° F (-10° to +50° C)	32° to 104° F (0° to +40° C)	32° to 104° F (0° to +40° C)	32° to 104° F (0° to +40° C)	41° to 104° F (5° to +40° C)
Battery Type	(4) AA batteries	(3) AA batteries	(3) AA batteries	(3) AA batteries	(4) AA batteries
IP Rating	IP55	IP54	IP55	IP54	—
Compatible Detectors	LD3	XLD-2	—	LLD-20	—
Interior Package Contents:	—	58-XLP34 Magnetic Laser Tripod, 2-Magnetic Targets, Glasses, Batteries, Case	58-ILM-XTG Magnetic Laser Tripod, Rechargeable Batteries/ Charger Pack, Case	58-ILM-XT Magnetic Laser Tripod, 3-'AA' Alkaline Batteries, Case	CL10 Multi Mount, Batteries, Soft Carrying Case
Exterior Package Contents:	LL20 LD3 Detector, Batteries, Case	58-XLP34PKG XLD-2 Detector, B-Mount, Magnetic Laser Tripod, 2-Magnetic Targets, Glasses, Batteries, Case	—	58-ILM-XTE Magnetic Laser Tripod, LLD-20 Detector, Batteries, Case	—



Laser Detectors
easily locate the laser beam in bright light conditions or over long distances



Manual Mode*
locks laser line for use at any angle

*Available in models: XLP-34, ILM-XTG, ILM-XT and CL10

POINT ALIGNMENT LASERS

INTERIOR ▶

Self-Leveling Point Alignment Lasers

- ▶ Project points quickly with increased accuracy
- ▶ Easily establish alignment, plumb, level and square of various reference points
- ▶ Highly visible and focused laser points to ensure proper layout and installation on the job site

Quick Tool Selection Guide



Model	XP5	MP3
Type	5-Point	3-Point
Diode	Class 2M, 630 – 670 nm (5 points)	Class 3R, 630 – 670 nm (3 points)
Accuracy Up To ±	Level/Square: 3/16-in @ 30-ft (2 mm @ 10 m) Up/Down: 1/8-in @ 30-ft (3 mm @ 10 m)	Level, Square and Plumb Up: 1/8-in @ 50-ft (3 mm @ 15 m) Down: 1/8-in @ 5-ft (3 mm @ 1.5 m)
Range Up To (Interior)	100-ft (30 m)	100-ft (30 m)
Range Up To (Exterior w/Detector)	—	—
Leveling Type	Self-Leveling, ±3°	Self-Leveling, up to ±5°
IP Rating	IP54	IP54
Battery Type	(3) AA batteries	(3) AA batteries
Operating Temperature	32° to 104° F (0° to +40° C)	32° to 104° F (0° to +40° C)
Standard Package Contents:	58-XP5 Multi-Mount, Trivet, Target, Strap, Batteries, Soft Case and Hard Case	58-MP3 Multi-Mount, Strap, Target, Trivet, Batteries, Case



For Point Laser Accessories, See Page 30.



PIPE LASER



Align with Confidence

Designed with strength, accuracy, and reliability to operate on the most demanding jobsite conditions.



LMPL20 Pipe Laser



- ◀ EXTERIOR INTERIOR ▶
- ▶ Large, Backlit LCD Display – For easy readability
- ▶ Rugged Cast Aluminum Waterproof Housing – Nitrogen purged and sealed for the toughest jobsites (IP67)
- ▶ Easy Grade Input – Enter by individual digit for quick setup changes
- ▶ Two-Way RF Remote Control – Gives real-time data between RC20 remote control and pipe laser

Specifications	
Accuracy (up to)	±20 arc sec.
Range (up to)	800-ft (240 m)
Grade Range (up to)	-15%, ~ +40%
Line Range	±15%
Laser Diode	800-ft (240 m)
Cross Axis Leveling	Yes
Auto Line Centering	Yes
Battery Type	NiMH battery
Laser Diode	Class 3R, 630–670 nm
IP Rating	IP67

Packaging Configurations

59-LMPL20

INCLUDES

- Remote Control
- Target Set
- Leg Set (3)
- NiMH Battery Pack/Charger

- Alkaline Battery Pack
- 12V Cord
- Carrying Case



Multi-Function Menus

Quick access to unit settings (percent or per mil), laser power level calibration information, and entry of owner information. Owner information and calibration is password protected.

For Pipe Laser Accessories, See Page 29.



OPTICAL INSTRUMENTS



CST/berger optical instruments, total stations and theodolites provide reliable completion of the most demanding measurements. With optimal range and accuracy, CST/berger optical instruments offer increased productivity on the job-site. CST/berger total stations give outstanding performance with user-friendly dual-sided displays and superior optics. Extremely accurate in angle measurements, CST/berger digital theodolites deliver exact results due to exceptionally high precision.

Shown: 55-SAL32ND Automatic Level, 60-ALQCI20 Tripod, and 06-816C Leveling Rod



AUTOMATIC LEVELS

EXTERIOR

- ▶ Magnetically dampened, wire-hung compensator for optimum range and accuracy
- ▶ Compensator lock protects instrument during transport or storage; also acts as a compensator checking tool
- ▶ Top-mounted optical peep-sight for quick reference
- ▶ Large, easy-to-use precise focusing knob

Automatic Level Tri-Case All-in-One Carrying Case



- ▶ Protects instruments from damage
- ▶ Stores instruments in one place
- ▶ Easy to transport
- ▶ Fits 8-ft leveling rod

Catalog #	Description
55-TRCS	Tri-Case All-in-One Carrying Case Carries Automatic Level, Tripod, Rod

Quick Tool Selection Guide



Model	SAL32'N'	SAL28'N'	PAL26X	SAL24'N'	PAL24X	PAL22X	SAL20'N'
Magnification	32X	28X	26X	24X	24X	22X	20X
Leveling Accuracy (at 100-ft)	1/16-in (1.5 mm)	1/16-in (1.5 mm)	1/16-in (1.5 mm)	1/16-in (1.5 mm)	1/16-in (1.5 mm)	1/8 in (3 mm)	1/8 in (3 mm)
Angular Accuracy	1°	1°	1°	1°	1°	1°	1°
Working Range	400-ft (120 m)	350-ft (105 m)	325-ft (100 m)	300-ft (92 m)	300-ft (92 m)	250-ft (76 m)	200-ft (60 m)
Comp Setting	±0.3"	±0.5"	±0.5"	±0.8"	±0.8"	±0.8"	±0.8"
Available Packages:							
Complete Kit <i>Contents:</i>	55-SLVP32ND Lens Cover, Plumb Bob, Adjustment Tools, Case, Tripod, 8-ft Rod	55-SLVP28ND Lens Cover, Plumb Bob, Adjustment Tools, Case, Tripod, 8-ft Rod	55-PLVP26ND Lens Cover, Plumb Bob, Adjustment Tools, Case, Tripod, 8-ft Rod	55-SLVP24ND Lens Cover, Plumb Bob, Adjustment Tools, Case, Tripod, 8-ft Rod	55-PLVP24D Lens Cover, Plumb Bob, Adjustment Tools, Case, Tripod, 8-ft Rod	55-PLVP22ND Lens Cover, Plumb Bob, Adjustment Tools, Case, Tripod, 8-ft Rod	55-SLVP20ND Lens Cover, Plumb Bob, Adjustment Tools, Case, Tripod, 8-ft Rod
Standard Package <i>Contents:</i>	55-SAL32ND Lens Cover, Plumb Bob, Adjustment Tools, Case	55-SAL28ND Lens Cover, Plumb Bob, Adjustment Tools, Case	55-PAL26ND Lens Cover, Plumb Bob, Adjustment Tools, Case	55-SAL24ND Lens Cover, Plumb Bob, Adjustment Tools, Case	55-PAL24D Lens Cover, Plumb Bob, Adjustment Tools, Case	55-PAL22ND Lens Cover, Plumb Bob, Adjustment Tools, Case	55-SAL20ND Lens Cover, Plumb Bob, Adjustment Tools, Case

LEVELS AND TRANSIT-LEVELS

Quick Tool Selection Guide

EXTERIOR

- ▶ Built-in sunshade
- ▶ Large coated achromatic lens
- ▶ Rubber eyepiece cap
- ▶ 4-ft (1.2 m) short focus
- ▶ High precision glass level vials
- ▶ Dust protected eyepiece with fixed cross hairs



Model	200B	190B	136	135
Magnification	20X	20X	20X	20X
Leveling Accuracy (at 100-ft)	1/4-in (6 mm)	1/4-in (6 mm)	1/4-in (6 mm)	1/4-in (6 mm)
Horizontal Angle	15'	15'	—	15'
Vertical Angle	1°	—	—	—
Working Range	200-ft (60 m)	200-ft (60 m)	200-ft (60 m)	200-ft (60 m)
Thread Tripod Base	5/8-11	5/8-11	5/8-11	5/8-11
Available Packages:				
Complete Package <i>Contents:</i>	54-200K Plumb Bob, Adjustment Tools, Case, Tripod, 8-ft Leveling Rod	54-190K Plumb Bob, Adjustment Tools, Case, Tripod, 8-ft Leveling Rod	54-136K Adjustment Tools, Case, Tripod, 8-ft Leveling Rod	54-135K Adjustment Tools, Case, Tripod, 8-ft Leveling Rod
Standard Package <i>Contents:</i>	54-200B Plumb Bob, Adjustment Tools, Case	54-190B Plumb Bob, Adjustment Tools, Case	—	54-135 Adjustment Tools, Case

TOTAL STATIONS AND THEODOLITES



CST-302R Electronic Reflectorless Total Station

9840-ft (3000 m) Working Range with Single Prism

Superior Optics with 30X magnification for best visibility

Water-Resistant Housing to withstand tough job-site environments

Easy-to-Target Collimator for simplified use

Large Dual-Sided Graphic Display for use on both sides of the instrument

SD Card Interface for easy data storage



CST-300 Series Data Upload and Data-Transfer

through RS232 data port, USB and SD Card

- Reflectorless
- Absolute Encoded
- Dual-Axis Compensated

Quick Tool Selection Guide

For Total Station Accessories, See Page 30.



EXTERIOR




Model	CST-302R <i>Total Station</i>	CST-305R <i>Total Station</i>	CST-205 <i>Total Station</i>	DGT-02 <i>Theodolite</i>	DGT-10 <i>Theodolite</i>
Magnification	30X	30X	30X	30X	30X
Resolving Power	3.0"	3.0"	4.0"	3.5"	3.5"
Field of View	1°30'	1°30'	1°30'	1°30'	1°30'
Minimum Focus	4.27-ft (1.3 m)	4.27-ft (1.3 m)	4.92-ft (1.5 m)	4.27-ft (1.3 m)	4.27-ft (1.3 m)
Distance - Single Prism	9,840-ft (3,000 m)	9,840-ft (3,000 m)	5,249-ft (1,600 m)	—	—
Distance - Reflectorless	984-ft (300 m)	984-ft (300 m)	—	—	—
Angular Accuracy	2 Sec.	5 Sec.	5 Sec.	2 Sec.	5 Sec.
Internal Memory	10,000 Points, Built-in SD Card	10,000 Points, Built-in SD Card	50,000 Points	—	—
IP Rating	IP55	IP55	Weather Resistant	IP54	IP54
Standard Package Contents:	56-CST302R Battery Pack (2) Battery Charger, Plumb Bob, Set of Tools, Software, USB and RS232 Cables, SD Card, Case	56-CST305R Battery Pack (2) Battery Charger, Plumb Bob, Set of Tools, Software, USB and RS232 Cables, SD Card, Case	56-CST205 2 Ni-MH Rechargeable Batteries w/Charger, Software, RS232 Cable, Tool Kit, Plumb Bob, Case	56-DGT2 Batteries, Tool Kit, Plumb Bob, Case	56-DGT10 Batteries, Tool Kit, Plumb Bob, Case

MAGNETIC LOCATORS

Professional Performance

Locate ferrous objects under ground, under water, or in snow. Ergonomically designed for complete one-handed operation.

Shown at Left: 19-200HC Magnetic Locator
At Right: 19-202HC Magnetic Locator




MT202 Magna-Trak® Magnetic Locator



Ergonomic Handle for comfortable grip

Lightweight Water Resistant Housing for use in all job site environments



“Erase” Function blocks out magnetic interference for optimized use in all locating applications (MT102 and MT202 only)



Magna-Trak® Magnetic Locators

- ▶ Length: 42-3/4-in; Weight: 3 lbs./1.3 kg
- ▶ Waterproof locator tube and water-resistant housing
- ▶ Easy access battery compartment
- ▶ On/Off, volume, and sensitivity controls
- ▶ Strong, lightweight aluminum tube with durable hard rubber tie
- ▶ "High-Tech" magnetic toroidal sensors and electronic balancing circuitry



Quick Tool Selection Guide



Catalog #	Description
19-210	Soft Padded Case for Magna-Trak® Magnetic Locators
19-553	Hard Case for Magna-Trak® Magnetic Locators



Model	MT100	MT101	MT102	MT200	MT202
Erase Feature			•		•
Power Line Indicator			•	•	•
Sensitivity Control	•	•	•	•	•
Volume Control	•	•	•	•	•
LCD Digital Display	•		•	•	•
Low Battery Indicator	•		•	•	•
Analog Bar Graph				•	•
Available Packages:					
Soft Case Contents:	19-550 MT100, Soft Case	19-555 MT101, Soft Case	19-557 MT102, Soft Case	19-200SC MT200, Soft Case	19-202SC MT202, Soft Case
Hard Case Contents:	19-551 MT100, Hard Case	19-556 MT101, Hard Case	19-558 MT102, Hard Case	19-200HC MT200, Hard Case	19-202HC MT202, Hard Case

DISTANCE MEASURING



Precision Made Easy

Superior durability and accuracy for all measurement needs

*Shown Above: RF5 Laser Distance Measurer
At Right: RF25 Laser Distance Measurer*



LASER DISTANCE MEASURERS

Quick Tool Selection Guide

Model	RF25	RF5
Accuracy (up to)	±1/25-in (1.0 mm)	±1/16-in (1.5 mm)
Range (up to)	2-in (50 mm) to 825-ft (251 m)	2-in (50 mm) to 165-ft (50 m)
Length Measurement	•	•
Area Measurement	•	•
Volume Measurement	•	•
Continuous Measurement	•	•
Min/Max	•	
Multisurface Area	•	
Single Indirect	•	•
Double Indirect	•	
Combined Indirect	•	
Trapezoid	•	
Stake Out	•	
Backlit Display	•	•
Integrated Viewfinder	•	
Memory	•	
IP Rating	IP54	IP54
Standard Package Contents:	RF25 Hand Strap, Belt Pouch, (4) AAA Batteries	RF5 Hand Strap, Belt Pouch, (2) AAA Batteries

NEW RF25 Laser Distance Measurer



Integrated 1.6x Magnification View Finder
ideal for long distance measurements in exterior applications

NEW RF5 Laser Distance Measurer



Backlit Display
for easy and convenient viewing

MEASURING TAPES

Pro-Series Fiberglass Tapes

- ▶ Made with nonwoven PVC-coated fiberglass of superior durability



Catalog #	Length	Sides	Units of Measure
74-Y3001M	300-ft (91 m)	2	10th/100ths, M/cm/2 mm
74-Y3008M	300-ft (91 m)	2	Ft/8ths, M/cm/2 mm
74-Y3001	300-ft	1	Ft/10th/100ths
74-Y3008	300-ft	1	Ft/Inches/8ths (16-in Center)
74-Y2001	200-ft	1	Ft/10th/100ths
74-Y2008	200-ft	1	Ft/Inches/8ths (16-in Center)
74-Y1658M	165-ft (50 m)	2	Ft/8ths, M/cm/2 mm
74-Y1651M	165-ft (50 m)	2	10th/100ths, M/cm/ 2 mm
74-Y1008M	100-ft (30 m)	2	Ft/8ths, M/cm/2 mm
74-Y1001	100-ft	1	Ft/10th/100ths
74-Y1008	100-ft	1	Ft/Inches/8ths (16-in Center)
74-Y501M	50-ft (15 m)	2	10th/100ths, M/cm/ 2 mm
74-Y501	50-ft	1	Ft/10th/100ths
74-Y20M	20 m	2	M/cm/2 mm, M/cm
74-Y30M	30 m	2	M/cm/2 mm, M/cm
74-Y50M	50 m	2	M/cm/2mm, M/cm
74-Y100M	100 m	2	M/cm/2mm, M/cm

Pro-Series Nylon-Clad Steel Tapes

- ▶ Open reels feature new rubber enforced, rounded design
- ▶ Large soft rubber grip handle
- ▶ 1/2-in tape width



Catalog #	Length	Sides	Units of Measure	End Type
82-30010A	300-ft	1	Ft/10th/100ths	Type A end
82-30010B	300-ft	1	Ft/10th/100ths	Type B end
82-30080A	300-ft	1	Ft/Inches/8ths	Type A end
82-30080B	300-ft	1	Ft/Inches/8ths	Type B end
82-30018B	300-ft	2	Ft/10th, Ft/Inches	Type B end
82-20010A	300-ft	2	Ft/10th/100ths	Type A end
82-20010B	200-ft	1	Ft/10th/100ths	Type B end
82-20080A	200-ft	1	Ft/Inches/8ths	Type A end
82-20080B	200-ft	1	Ft/Inches/8ths	Type B end
82-1651MA	165-ft (50 m)	2	Ft/10ths	Type A end
82-1658MA	165-ft (50 m)	2	M/Inches	Type A end
82-10010A	100-ft	1	Ft/10th/100ths	Type A end
82-10010B	100-ft	1	Ft/10th/100ths	Type B end
82-10080A	100-ft	1	Ft/Inches/8ths	Type A end
82-10080B	100-ft	1	Ft/Inches/8ths	Type B end
82-1001MA	100-ft (30 m)	2	M/10ths	Type A end
82-1008MA	100-ft (30 m)	2	M/Inches	Type A end
82-30MA	30 m	1	Metric	Type A end
82-50MA	50 m	1	Metric	Type A end
82-100MA	100 m	1	Metric	Type A end

“Pro-Series” Pocket Tapes



78-R258

- ▶ Power return features a smooth gliding action with a positive thumb lock and release
- ▶ Weatherproof, impact-resistant plastic cases are enclosed in a rubber housing

Catalog #	Length	Side
78-R251	25-ft	ft/10ths/100ths
78-R258	25-ft	ft/in/8ths
78-R075M	7.5 m	m/cm/mm

ACCESSORIES

Increase accuracy and versatility with a full line of accessories

ROTARY LASER ACCESSORIES

Rotary Laser Detector Selection Guide



Model	LD500	LD440G	LD440	RD5	LD400	LD120	RD1	LD90
Range	600-ft (180 m)	1400-ft (200 m)	1400-ft (425 m)	1400-ft (425 m)	1400-ft (425 m)	1000-ft (305 m)	500-ft (152 m)	500-ft (152 m)
Bandwidth (mm)	5/10/25	.75/1.5/3.0	.75/1.5/3.0	.5/1.0/2.0	.75/1.5/3.0	1.5/3.0	1.5/3.0	1.5/3.0
LCD Display(s)	1-Side	2-Sides	2-Sides	2-Sides	2-Sides	2-Sides	—	—
Visual LED's	Yes	Yes	Yes	Yes	—	—	Yes, 2 Sides	Yes, 2 Sides
Audible	med/high	med/high	med/high	med/high	med/high	on/off	on/off	on/off
Display Channels	7	7	7	7	7	3	—	—
Strobe Shield™	Yes	Yes	Yes	Yes	—	—	—	—
Standard Package Contents:	57-LD500 Heavy Duty Detector Bracket (57-RB500), Pin, Case	57-LD440G Heavy Duty Detector Bracket (RB1)	57-LD440 Heavy Duty Detector Bracket (RB1)	RD5 Heavy Duty Detector Bracket (RB1)	57-LD400YEL Heavy Duty Detector Bracket (57-RB400)	57-LD120 Detector Bracket (57-LD- CLAMPN)	RD1 Detector Bracket (RB1)	57-LD90 Detector Bracket (RB1)

Wall Mount



INTERIOR ▶

- ▶ Positions laser tool on wall by securely mounting to ceiling trim using clip and clamping screw or use keyhole slots to position on wall
- ▶ Vertical sliding platform with locking device allows 6-in height adjustment for secure and precise positioning
- ▶ 5/8-11 mounting thread holds instrument in position to be used in both horizontal and laydown (vertical) positions
- ▶ Attaches easily to most rotary lasers and line lasers with 5/8-11 thread

Catalog #	Description
57-VMOUNT	Mount-Tripod Vertical and Wall/Ceiling

Laser Grade Adapter



◀ EXTERIOR INTERIOR ▶

- ▶ Set up lasers at desired grade
- ▶ Vernier (±10 minutes)
- ▶ Circular level vial and standard 5/8-11 mounting
- ▶ Attaches to lasers with 5/8-11 threads

Catalog #	Description
58-LGA	Laser Grade Adapter

Magnetic Target



INTERIOR ▶

- ▶ Attach to metal studs or drop ceiling t-bars
- ▶ Used for interior view for walls and ceiling alignment
- ▶ Half reflective when laser is behind and half transparent when laser is in front of operator
- ▶ Inch/cm graduations

Catalog #	Description	For Use With
57-TARGET	Red Magnetic Target	Red Beam Lasers
57-TARGET-G	Blue Magnetic Target	Green Beam Lasers

Laser Glasses



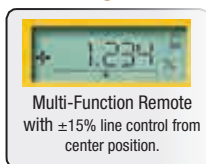
◀ EXTERIOR INTERIOR ▶

- ▶ Provides enhancement of laser beam in bright-light conditions
- ▶ Available in red and green
- ▶ One size fits most

Catalog #	Description	For Use With
57-GLASSES	Red Laser Glasses	Red Beam Lasers
57-GLASSES-G	Green Laser Glasses	Green Beam Lasers

PIPE LASER ACCESSORIES

Remote Control



Multi-Function Remote with ±15% line control from center position.

- ▶ Dual-wave technology (both IR and RF frequencies) communicates real-time information
- ▶ Two-way RF control gives real-time data between remote and pipe laser
- ▶ Full-function capability to control all the menus and functions of the pipe laser; works up to 800-ft (240 m)
- ▶ Illuminated LCD display

Catalog #	Description
59-RC20	Pipe Laser Remote Control

Adjustable Target Sets



- ▶ Self-centers in 15 to 30-in (400 to 800 mm) pipe
- ▶ Base has a level bubble for easy centering

Catalog #	Description
59-TARGET	Target Kit – Base, Small and Large Target Insert
59-TARGET-S	Small Target with Base for LMPL20
59-TARGET-L	Large Target Insert (included with 59-TARGET)

Leg Set



- ▶ Three sets of 4 metal self-centering legs make for fast and easy set up in all situations
- ▶ Strong rubber tips eliminate slipping and vibration

Catalog #	Description
59-LEGSET	12 pc. Metal Leg Set

Blower Kit



- ▶ Variable speed with high capacity output
- ▶ Allow for constant temperature within the pipe so that temperature gradients are reduced for less chance of beam bending or refraction

Catalog #	Description
59-BLOWER	Pipe Laser Blower Kit

Manhole Mount



- ▶ Attaches to a manhole cone or riser so any 5/8-11 instrument can be easily plumbed over the pipe laser

Catalog #	Description
59-PLMHT	Manhole Mount

Hard-Shell Carrying Case



- ▶ Rugged and durable 'military grade' designed case
- ▶ Strong and waterproof to stand up to the demands of both the jobsite and transportation

Catalog #	Description
59-LMPLCASE	Hard-Shell Carrying Case

LINE AND POINT LASER ACCESSORIES

Line Laser Detector Selection Guide



NEW

Model	LD3	XLD-2	LLD-20
Range	300-ft (90 m)	300-ft (90 m)	100-ft (30 m)
Bandwidth (mm)	1.5/3.0	1.5/3.0	1.3/2.5
LCD Display(s)	2-Sides	2-Sides	2-Sides
Visual LED's	Yes	Yes	Yes
Audible	med/high	med/high	on/off
Display Channels	7	7	7
Strobe Shield™	Yes	Yes	—
Standard Package Contents:	LD3 Heavy-Duty Rod Bracket (57-RB440)	58-XLD2 Heavy-Duty Rod Bracket (57-RB440)	58-LLD20 Heavy-Duty Rod Bracket (57-RB400)

XTMT Mount Mounting Platform – ILM-XT



◀ EXTERIOR INTERIOR ▶

- ▶ Designed for the ILM-XT for easy leveling and aligning with adjustment knobs
- ▶ Multi-Mounting System – Clips to channel, slots for screws or nails and strong built-in magnets

Catalog #	Description
58-XTMT	Multi-Mount for ILM-XT

LP12-UM Laser Pole Platform System



◀ INTERIOR ▶

- ▶ 12-ft (3.7 m), 3-section laser pole with platform
- ▶ Level and Align from the Floor to the Ceiling — quick and easy set-up
- ▶ Magnetic platform with horizontal and vertical adjustment knobs

Catalog #	Description
58-LP12-UM	12-ft (3.7 m) Pole System

Compatible Line Laser Mini-Laser Tripod



◀ EXTERIOR INTERIOR ▶

- ▶ Adjustable mount with quick clamp
- ▶ Fits 1/4-20 thread lasers

Catalog #	Description
58-MINIT	Mount for ILM-XT

TOTAL STATION ACCESSORIES

Accessories


Catalog #	Description
61-4300	CST300 Tribrach, Yellow only
56-USB300	USB Cable, CST300R
56-300RS232	RS-232 Data Transfer Cable, CST300R
56-300UPDATE	RS-232 Update Cable, CST300R
56-CHCTS	Battery Charger, NiMH for CST300R
56-NMH300	Battery, NiMH for CST300R Total Station
56-NMHCTS	Battery Pack—NiMH, for Total Station (CST200 Series)

Accessory Kits

Catalog #	Description
56-TSKIT	Basic Total Station Starter Kit , Includes: 8-ft Maxi-Lite Prism Pole, Single Prism, Bipod, Prism Bag, Wood/Fiberglass Tripod
56-TSKIT-CS	Basic Construction Staking Kit , Includes: 8-ft Maxi-Lite Prism Pole, Mini-Prism Pole System, Wood/Fiberglass Tripod
56-TSKIT-BS	Back Sight Starter Kit Includes: Tribrach-Optical Plummet, Tribrach Adapter, Universal Single Prism, Prism Bag, Wood/Fiberglass Tripod



LEVELING RODS



Telescoping Rods

Catalog #	Length	Units of Measure	Type	Sections
06-805MC	16-ft/5 m	Metric "E" Ft/Inches/8ths	Aluminum	5
06-805MT	16-ft/5 m	Metric "E" Ft/Inches/100ths	Aluminum	5
06-808A	8-ft	Feet/10ths/100ths	Aluminum	3
06-808C	8-ft	Feet/Inches/8ths	Aluminum	3
06-808M	2.5 m	Metric "E"	Aluminum	3
06-913	13-ft	Feet/10ths/100ths	Fiberglass	4
06-913C	13-ft	Feet/Inches/8ths	Fiberglass	4
06-813	13-ft	Feet/10ths/100ths	Aluminum	4
06-813C	13-ft	Feet/Inches/8ths	Aluminum	4
06-904M	4 m	Metric "E"	Fiberglass	4
06-804M	4 m	Metric "E"	Aluminum	4
06-804MM	4 m	E+1 mm	Aluminum	4
06-916	16-ft	Feet/10ths/100ths	Fiberglass	5
06-916C	16-ft	Feet/Inches/8ths	Fiberglass	5
06-816	16-ft	Feet/10ths/100ths	Aluminum	5
06-816C	16-ft	Feet/Inches/8ths	Aluminum	5
06-905M	5 m	Metric "E"	Fiberglass	5
06-805M	5 m	Metric "E"	Aluminum	5
06-805MM	5 m	E+1 mm	Aluminum	5
06-805MMM	5 m	1/2 cm/mm	Aluminum	5
06-925	25-ft	Feet/10ths/100ths	Fiberglass	6
06-925C	25-ft	Feet/Inches/8ths	Fiberglass	6
06-907M	7.6 m	Metric "E"	Fiberglass	6



"Cut and Fill" Rod

Laser Rods and Poles

"Cut and Fill" Rod

Catalog #	Length	Units of Measure	Sections	Extras
06-TLMB	2.4 m	Metric	2	Bubble Vial

TRIPODS



WDF20MAX Tripod uses both quick clamps and wing screws for maximum stability

60-WDF20MX



60-ALQRI20



60-ALQRI20ELAZ



60-MCTE

All MTC tripods include heavy duty points and industrial grade casters. Elevator column allows a height adjustment range of 17-in (43 cm)



WDF20MAX Fiberglass Performance Tripod

Extra Large, 6-in Round Flat Head with 5/8-11 Thread for more stability

Dual Clamps for maximum performance and stability

Aluminum Shoe Casings for highest durability

Pass Through Bolt for additional shoe stability



60-WDF20MX

Heavy-Duty Tripods

Catalog #	Type	Extended	Closed	Net Wt	Clamping Style	Head Style	Fastener	Hardware Colors Available
60-ALQR20	Aluminum	65-in (165 cm)	42-in (107 cm)	12 lbs. (5.5 kg)	Large Quick Clamp	ROUND	5/8-11	-B, -0
60-ALQRI20	Aluminum	65-in (165 cm)	42-in (107 cm)	12 lbs. (5.5 kg)	Quick Clamp	FLAT	5/8-11	-B, -0
60-ALQRI40	Aluminum	65-in (165 cm)	42-in (107 cm)	12 lbs. (5.5 kg)	Quick Clamp	DOME	5/8-11	-B, -0
60-ALW20	Aluminum	65-in (165 cm)	42-in (107 cm)	13 lbs. (5.5 kg)	Wing Screw	ROUND	5/8-11	-B, -0
60-ALWI20	Aluminum	65-in (165 cm)	42-in (107 cm)	13 lbs. (5.5 kg)	Wing Screw	FLAT	5/8-11	-B, -0
60-WDF20	Wood/Fiberglass	72-in (183 cm)	42-in (107 cm)	16 lbs. (7.2 kg)	Quick Clamp	FLAT	5/8-11	-B, -0
60-FGHD20	Fiberglass	72-in (183 cm)	42-in (107 cm)	16 lbs. (7.2 kg)	Quick Clamp	FLAT	5/8-11	-B, -0
60-WDW20HV	Wood	72-in (183 cm)	42-in (107 cm)	16 lbs. (7.2 kg)	Wing Screw	FLAT	5/8-11	-B, -0
60-WDF20MX	Fiberglass	72-in (183 cm)	42-in (107 cm)	16 lbs. (7.2 kg)	Dual	ROUND	5/8-11	-B, -0
60-ALQRI20ELAZ	Aluminum	88-in (224 cm)	48-in (122 cm)	16 lbs. (7.2 kg)	Quick Clamp	ELEVATOR	5/8-11	-B

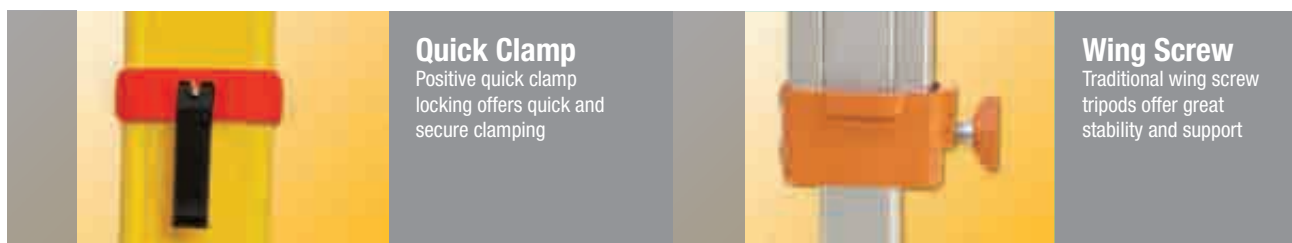
Contractor Tripods

Catalog #	Type	Extended	Closed	Net Wt	Clamping Style	Head Style	Fastener	Hardware Colors Available
60-ALQCI21	Aluminum	63-in (160 cm)	38-in (97 cm)	9 lbs. (4.1 kg)	Quick Clamp	FLAT	1/2-20, 1/4-20	-B
60-ALQCI20	Aluminum	63-in (160 cm)	38-in (97 cm)	9 lbs. (4.1 kg)	Quick Clamp	FLAT	5/8-11	-B, -0
60-ALQCI40	Aluminum	63-in (160 cm)	38-in (97 cm)	9 lbs. (4.1 kg)	Quick Clamp	DOME	5/8-11	-0

Robotics/Machine Control Tripods

Catalog #	Type	Extended	Closed	Net Wt	Clamping Style	Head Style	Fastener	Hardware Colors Available
60-MCT	Aluminum	135-in (343 cm)	72-in (183 cm)	29 lbs. (13 kg)	Quick Clamp	ELEVATOR	5/8-11	—
60-MCTE	Aluminum	171-in (434 cm)	84-in (213 cm)	34 lbs. (15.4 kg)	Quick Clamp	ELEVATOR	5/8-11	—

-B (Black), -0 (Orange)



TRIPOD ACCESSORIES

Tripod Adapters

Catalog #	Tripod Fastener	Adapts to Instrument Size
61-2506	5/8-11	11/16-26
61-2509	5/8-11	1/2-20
61-2510	5/8-11	3 1/2-8
61-2510A	3 1/2-8	5/8-11



61-2506



61-2509



61-2510



61-2510A

Elevator Columns

Catalog #	Adj. Height	Fastener
60-ELAZ20	17-in (43 cm)	5/8-11
60-ELAZ30	34-in (86 cm)	5/8-11



60-ELAZ30

Floor Guide

Catalog #	Description
60-TFG20	Tripod Floor Guide



60-TFG20

ABNEY AND HAND LEVELS

Abney and Hand Levels and Accessories

Catalog #	Description	Length	Degrees (10 min)	% Grade
17-640	Abney Level	5 1/4-in (13.3 cm)	0°–90°	Yes
17-642	Topographic Abney	6 3/8-in (16.1 cm)	0°–60°	Yes
17-643	K&E Type Topographic	7 3/8-in (18.7 cm)	0°–60°	Yes
17-645	5X Abney with Stadia	8 5/8-in (21.9 cm)	0°–90°	Yes
17-620A	Pocket Sighting Level- Aluminum	—	—	—
17-621	Locke Hand Level	5-in (12.7 cm)	—	—
17-623	Hand Level	6-in (15.2 cm)	—	—
17-624	Round Hand Level	6-in (15.2 cm)	—	—
17-630	5X Magnifying Hand Level	8-in (20.3 cm), ext. 9-in (22.9 cm)	—	—
17-631	2X Magnifying Hand Level	6-in (15.2 cm), ext. 8-in (20.3 cm)	—	—
17-632	K&E Type 2X Hand Level	6-in (15.2 cm), ext. 7 1/2-in (19.1 cm)	—	—
17-635	5-in (12.7 cm) Hand Level Case (17-621)	—	—	—
17-637	7-in (17.8 cm) Hand Level Case (17-623/-624/-631)	—	—	—
17-639	9-in (22.9 cm) Hand Level Case (17-630)	—	—	—
17-638	Abney Level Case for 17-640/-641	—	—	—
17-600EE	1X Eagle Eye Hand Level, w/stadia	5-in (12.7 cm), ext. 7-in (17.8 cm)	—	—



PRISMS

0/-30 mm Optima® Series



- ▶ Fully compatible with leading manufacturers
- ▶ All metal holder and target warranted for life
- ▶ Tension adjusting brass knob
- ▶ Nickel plated brass 5/8-11 bayonet adapter



Catalog #	Description	Colors Available
63-1010*	Single Tilt Assembly with Target	O, C, Y
63-1012*	Single Tilt Holder with Target Only	O, C, Y
63-1040*	30/40 mm Prism Assembly with Target	O, C, Y
63-1010V	Prism-Optima® All-Metal	O, C, Y
63-2010MV	Prism-Universal, w/Metal Yoke	O, C, Y

*Specify color when ordering. If no color is specified, any color in stock will be shipped.

0/-30 mm Universal Polycarbonate



- ▶ Aluminum yoke and Delrin™ washers for excellent wear and long-term performance
- ▶ Precision ground glass up to 2 arc seconds
- ▶ Fully compatible with leading manufacturers
- ▶ Single tilt holder tilts to 350°
- ▶ Nickel plated brass 5/8-11 bayonet adapter



Catalog #	Description	Colors Available
63-2010*	Single Tilt Prism Assembly	O, Y
63-2010M*	Single Tilt Prism Assembly with Metal Yoke	ALL
63-2012M*	Metal Yoke Single Tilt Mount Only	ALL
63-2012*	Single Tilt Mount Only	C, O, Y

*Specify color when ordering. If no color is specified, any color in stock will be shipped.

Optima® N2 Nitrogen Filled



- ▶ Hermetically sealed and charged with nitrogen
- ▶ Fully compatible with leading manufacturers
- ▶ Tension adjusting brass knob



Catalog #	Description	Colors Available
63-1010N	Optima® N2 Prism	O
63-2011N	Optima® N2 Prism in Canister	O, C

Retro Prism, 73 mm Diameter



- ▶ Encased in a light and rugged Lexan container
- ▶ A red and white sighting pole is included with each assembly
- ▶ Aluminum holders are machined and electrostatically painted for long-lasting finish

Catalog #	Description
64-2000	Triple Prism Assembly with Pole
64-2010	Single Prism Assembly with Pole
64-2011	Retro Prism Only – Lexan Container

Mini Prism, 0/-30 mm Universal

- ▶ 25.4 mm diameter prism, sealed in black anodized aluminum can
- ▶ 5/8-11 mounting thread
- ▶ Precision prism ground up to 2 arc seconds
- ▶ On-board circular bubble vial



Catalog #	Description	Colors Available
65-1500*	"Peanut Pack" Mini Prism Package	Y, R
65-1500M*	"Peanut Pack" All Metal Mini Prism Package	C, Y, R
65-1503	Metal Yoke Mount with Target (No Prism)	C
65-1505*	Mini Tilt Target Assembly with Prism Only	Y, R, B
65-1505M*	All Metal Mini Tilt Target Assembly with Prism Only	C, R
65-1505RL	NEW Reflectorless Mini Prism	—
65-1512	25.4 mm Mini Prism in Can Only	—

*Specify color when ordering. If no color is specified, any color in stock will be shipped.



65-1500



65-1500M



65-1505RL

Prism-Right Angle



- ▶ Permits stepping off angles of 90° and 180° with a center lens which permits foresight viewing
- ▶ Features a larger field of view, and larger foresight viewing glass

Catalog #	Description
66-911	Precise Large Double Right Angle Prism with Leather Case

Reflector System, -34 mm Offset



- ▶ Ideal for short range jobs where retrieving the reflector is not an option
- ▶ Brass push-button Leica style mounting mechanism

Catalog #	Description
63-4000	For Reflectorless Total Stations (Leica, Pentax, etc.)

Prism-Robotics System, Black Anodized



65-360-2
Height 86 mm

- ▶ High precision 360° robotic prisms ensure tracking lock with the robotic instrument is quick
- ▶ Dual 5/8-11 mounting threads (female)
- ▶ Six high precision copper coated 25.4 mm prisms housed in a precisely CNC machined aircraft grade aluminum housing

Catalog #	Description
65-360R-2	Robotics Prism System- Zeiss, 100 mm

NOTE: One free adapter is supplied with each unit. Special adapters available to match different brand total stations. Specify when ordering: Topcon, Trimble, Leica, Zeiss, etc.

Spectra Precision® Compatible Prisms

"Snap-In", Zeiss Compatible



- ▶ -35 mm offset Leica type H.I. and push-button mounting
- ▶ High precision copper coated prism
- ▶ "Snap-In" prisms and holder are compatible and interchangeable with Zeiss/Trimble holders and prisms

Catalog #	Description
63-5035CZ	Snap-In Single Tilt Assembly with Target

2-1/2-in (62.5 mm) Prism in Canister



- ▶ Fits any prism holder with a M20x2 thread



*Specify color when ordering. If no color is specified, any color in stock will be shipped.

Catalog #	Description
63-2011*	Prism in Canister
63-3011	Prism Copper Coated, in Canister



65-1700

Lighted Prism in Canister



- ▶ Centered flashing red LED allows easy targeting over long distances or under adverse weather conditions
- ▶ Can be used with any offset and is compatible with all assemblies with M20 threads

Catalog #	Description
63-4011	Prism in Canister

Leica® Compatible, “Snap-In”



63-3023

- ▶ -34 mm offset Leica type H.I. and push-button mounting
- ▶ High precision copper coated prism
- ▶ “Snap-In” prisms and holder are compatible and interchangeable with Leica/Wild holders and prisms

These prisms and holders are interchangeable with Leica/Wild holders and prisms.

Catalog #	Description
63-3022	GPH1 Type Co-Axial Single Tilt Assembly
63-3023	Same as Above Plus Target

TRIBRACHS

Tribrachs



Several Colors to choose: BLK = Black, GRN=Green, GRY=Grey, and YEL=Yellow or TYL=Topcon Yellow.

Catalog #	Description	Plummet
61-3500	Wild-Type Tribrach	Optical- 0.5–15 m focus
61-4500	Value Line Tribrach	Optical- 0.5–15 m focus
61-4635	Laser Tribrach	Laser- Dot ≥ 2 mm @ 2 m (6-ft)

Adapters-Tribrach



61-2520



61-3511GRY

Catalog #	Description
61-2520	Chicago Fixed Tribrach Adapter
61-2521	Friction Type Rotating Tribrach Adapter
61-2525	Zeiss/Wild Type Rotating Tribrach adj.
61-3511GRY	Pentax/Sokkia Style, Grey w/Optical Plummet

GPS ACCESSORIES

Accessories



69-102

**-Standard color for backpacks is yellow; special colors are available: red-orange, blue, or chartreuse (hi-vis green). Please specify when ordering.*

Catalog #	Description
69-102	GPS Mag Mount
69-105*	GPS Receiver Backpack with Quik-Lok™ Antenna Pole
69-106	Quik-Lok™ 2 m GPS Receiver Pole
69-5988	Adapter - GPS Pole, 5/8-11

GPS 2 m Receiver Pole

**-Colors available: Sokkia teal blue, Topcon/Javad chartreuse, Trimble yellow or black. Please specify when ordering.*



69-106

69-107

Catalog #	Description
69-107*	GPS Carbon Fiber Rover Rod
69-107C	GPS Carbon Fiber Rover Rod

PRISM AND RANGE POLES AND ACCESSORIES



Duralast Range Poles

- ▶ Constructed of a high strength aluminum core with alternating international orange and white ABS plastic tubing permanently attached to the aluminum
- ▶ 5/8-11 thread joints for quick assembly
- ▶ Includes solid steel hardened point

Catalog #	Length	Outer Pole Dia.	Sections (length)
68-3708	8-ft (2.4 m)	1 1/16-in (1.7 cm)	2 (4-ft/ 0.6 m)
68-3712	12-ft (3.6 m)	1 1/16-in (1.7 cm)	3 (4-ft/ 0.6 m)

Range Pole, Polyurethane Coated

- ▶ High strength aluminum tubing
- ▶ Electrostatically powder painted white then striped red
- ▶ 5/8-11 thread
- ▶ Includes replaceable hardened steel point

Catalog #	Length	Outer Dia.	Section(s)
68-3808	8-ft (2.5 m)	1-in (2.5 mm)	2
68-3812	12-ft (3.6 m)	1-in (2.5 mm)	3
68-3818	1.8 m	1-in (2.5 mm)	1, with point and cap

Quick-Lok™ Adjustable Top



- ▶ Sturdy and dent resistant aluminum construction
- ▶ 10th and metric (every 2 mm) graduations

Catalog #	Length	Outer Pole Dia.	Mounting Type	Section
67-4508TMA	8-ft (2.5 m)	1-1/4-in (32 mm)	5/8-11, Adj. H.I.	2
67-4509TMA	6-1/2-ft (2.0 m)	1-in (25 mm)	5/8-11, Adj. H.I.	2
67-4512TMA	12-ft (3.6 m)	1-1/4-in (32 mm)	5/8-11, Adj. H.I.	3
67-4515TMA	15-ft (4.6 m)	1-1/2-in (38 mm)	5/8-11, Adj. H.I.	4

Quick-Lok™ Composite Prism Pole

- ▶ Made of dent and kink resistant fiberglass composite sections and lightweight aircraft aluminum inserts

Catalog #	Length	Outer Pole Dia.	Type	Section
67-4608TMA	8-ft (2.5 m)	1-1/2-in (38 mm)	5/8-11 Quick-Lok™	2

Collet Lock, Brass Telescoping



- ▶ High strength aluminum is resistant to warping and breakage
- ▶ Wild/Leica type mounting stud is available
- ▶ 5/8-11 mounting stud, 10ths/Metric graduations

Catalog #	Length	Outer Pole Dia.	Type	Section
67-4209TM	8-ft (2.5 m)	1-1/4-in (32 mm)	—	2
67-4209TMA	8-ft (2.5 m)	1-1/4-in (32 mm)	Adj. H.I.— 3-in (75 mm)	2
67-4212TM	12-ft (3.6 m)	1-1/4-in (32 mm)	—	3
67-4212TMA	12-ft (3.6 m)	1-1/4-in (32 mm)	Adj. H.I.— 3-in (75 mm)	3
67-4215TM	15-ft (4.6 m)	1-1/2-in (38 mm)	—	4
67-4215TMA	15-ft (4.6 m)	1-1/2-in (38 mm)	Adj. H.I.— 3-in (75 mm)	4

Maxi-Lite™, Adjustable Top



- ▶ High grade, lightweight aircraft aluminum pole
- ▶ Easily visible precise level vial
- ▶ Anodized graduation marks
- ▶ Easy grip handle with twist lock

Catalog #	Length	Weight	Section
67-4708TMA	8-ft (2.5 m)	2.1 lbs. (0.95 kg)	2
67-4712TMA	12-ft (3.6 m)	2.8 lbs. (1.27 kg)	3
67-4715TMA	15-ft (4.6 m)	3.8 lbs. (1.72 kg)	4

Tru-Lock™, Adjustable Top



- ▶ Impact-resistant Delrin™ is self-contained
- ▶ Non-slip positive clamping as well as quick release
- ▶ Recessed circular bubble vial

Catalog #	Length	Outer Pole Dia.	Type	Section
67-4408TMA	8-ft (2.5 m)	1-1/4-in (32 mm)	Standard, 5/8-11	2

Quick Release, Precise



- ▶ Pistol grip, quick release clamping mechanism
- ▶ “Lock-Tite™” holds set screw in position and allows adjustment of clamping tension to individual preference
- ▶ 5/8-11 mounting stud

Catalog #	Length	Outer Pole Dia.	Type	Section
67-4304	4-ft (1.25 m)	1-1/4-in (32 mm)	Non-Graduated	2
67-4308TM	8-ft (2.5 m)	1-1/4-in (32 mm)	10ths/Metric	2
67-4308TMA	8-ft (2.5 m)	1-1/4-in (32 mm)	10ths/Metric, Adj.H.I.	2
67-4312TM	12-ft (3.6 m)	1-1/4-in (32 mm)	10ths/Metric, Adj.H.I.	3
67-4312TMA	12-ft (3.6 m)	1-1/4-in (32 mm)	10ths/Metric, Adj.H.I.	3

Bipods and Tripods



- ▶ Side entry head with clamp for faster pole setup
- ▶ The “Quick-Lok™” systems allows nonslip quick clamping
- ▶ The thumb release still allows easy adjustments with a push of a button
- ▶ All fit 1-in to 1-1/2-in (25 mm – 38 mm) poles

Catalog #	Type	Style	Open	Closed
67-4250	Tripod	Quick Release	73-in (185 cm)	44-in (112 cm)
67-4260	Bipod	Quick Release	73-in (185 cm)	44-in (112 cm)
67-4250X	Tripod	Thumb Release	71-1/2-in (182 cm)	42-1/2-in (108 cm)
67-4260X	Bipod	Thumb Release	71-1/2-in (182 cm)	42-1/2-in (108 cm)

PLUMB BOBS AND ACCESSORIES

Brass Plumb Bobs



- ▶ Precision machined for perfect balance and lacquered for a lasting finish
- ▶ Includes a hardened steel point with ASA thread
- ▶ Steel ASA screw cap allows storage for an extra point

Catalog #	Size - Weight	Catalog #	Size - Weight
11-497	6 oz. (170 g)	11-553	8 oz. (510 g)
11-498	8 oz. (225 g)	11-554	24 oz. (680 g)
11-499	10 oz. (285 g)	11-554A	32 oz. (910 g)
11-550	12 oz. (340 g)	11-554B	80 oz. (2270 g)
11-551	14 oz. (400 g)	11-555B	Extra Point only
11-552	16 oz. (455 g)		

Replacement Plumb Bob Cord



- ▶ Braided linen cord
- ▶ Available in 25 yd. spools

Catalog #	Description
11-733	White - Replacement

Plumb Bob Targets



Catalog #	Description
11-431	2-in x 4-in (5 cm x 10 cm) Plastic Rectangular Target, red and white, notched

Gammon Reels



- ▶ An aid to set up and deploy a clean, accurate plumb
- ▶ Steel clock spring zips the string back into case

Catalog #	Description
11-728	Gammon Reel®, with Hi-Vis Black and Orange Target
11-729	12-in (3.6 m) Gammon Reel®
11-730	6-1/2-in (1.9 m) Gammon Reel®, with 72 lb. (32 kg) Test Orange Nylon Cord
11-731	Bobbin of Orange Nylon Cord, 24 yds. (21.9 m)

MASONRY/MAGNETIC NAILS

Masonry/Magnetic Nails



- ▶ Cadmium plated to resist rust and increase visibility
- ▶ 100 nails per package

Catalog #	Length	Diameter
20-7511	3/4-in (19 mm)	1/8-in (3.1 mm)
20-7521	1-in (25.4 mm)	5/32-in (3.9 mm)
20-7531	1-1/4-in (31.7 mm)	3/16-in (4.7 mm)
20-7541	1-1/2-in (38.1 mm)	1/4-in (6.3 mm)
20-7551	2-in (50.8 mm)	1/4-in (6.3 mm)
20-7561	2-1/2-in (63.5 mm)	1/4-in (6.3 mm)



CST/berger – Warranty Statement

CST/berger is a brand that belongs to the Robert Bosch Tool Corporation (“Seller”), and utilizes the Bosch Service Center network throughout North America.

Limited Warranty Program

Robert Bosch Tool Corporation (“Seller”) warrants to the original purchaser only, that all CST/berger laser tools and optical instruments will be free from defects in material or workmanship for a period of one (1) year from date of purchase. Bosch will extend warranty coverage to two (2) years when you register your product within eight (8) weeks after date of purchase. Product registration card must be complete and mailed to Bosch (postmarked within eight weeks after date of purchase), or you may register on-line at www.cstberger.us/na/productregistration. If you choose not to register your product, a one (1) year limited warranty will apply to your product.

30 Day Money Back Refund or Replacement

If you are not completely satisfied with the performance of your laser or optical instrument, for any reason, you can return it to your CST/berger dealer within 30 days of the date of purchase for a full refund or replacement. To obtain this 30-Day Refund or Replacement, your return must be accompanied by the original receipt for purchase of the laser or optical instrument product. A maximum of 2 returns per customer will be permitted.

SELLER’S SOLE OBLIGATION AND YOUR EXCLUSIVE REMEDY under this Limited Warranty and, to the extent permitted by law, any warranty or condition implied by law, shall be the repair or replacement of parts, without charge, which are defective in material or workmanship and which have not been misused, carelessly handled, or misrepaired by persons other than Seller or Authorized Service Center. To make a claim under this Limited Warranty, you must return the complete laser, optical instrument or CST/berger product, transportation prepaid, to any BOSCH Factory Service Center or Authorized Service Center. Please include a dated proof of purchase with your tool. For locations of nearby service centers, please use our on-line service locator or call 1-877-267-2499.

THIS WARRANTY PROGRAM DOES NOT APPLY TO POLES AND PRISMS. Robert Bosch Tool Corporation (“Seller”) warrants these items for a period of one (1) year from date of purchase.

THIS LIMITED WARRANTY DOES NOT APPLY TO ACCESSORY ITEMS SUCH AS TRIPODS, RODS, HAND LEVELS, FIELD SUPPLIES, TAPES, MOUNTING DEVICES AND OTHER RELATED ITEMS. THESE ITEMS RECEIVE A 90 DAY LIMITED WARRANTY.

NOTE: CST/berger Magnetic Locators receive a five (5) year limited warranty.

To make a claim under this Limited Warranty, you must return the complete product, transportation prepaid. For details to make a claim under this Limited Warranty please visit www.cstberger.com or call 1-877-267-2499.

ANY IMPLIED WARRANTIES SHALL BE LIMITED IN DURATION TO ONE YEAR FROM DATE OF PURCHASE. SOME STATES IN THE U.S., AND SOME CANADIAN PROVINCES DO NOT ALLOW LIMITATIONS ON HOW LONG AN IMPLIED WARRANTY LASTS, SO THE ABOVE LIMITATION MAY NOT APPLY TO YOU.


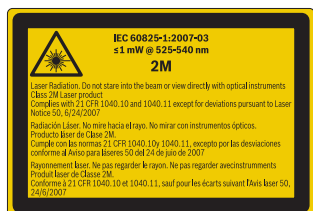
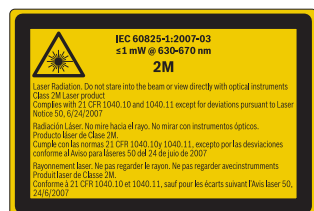
IN NO EVENT SHALL SELLER BE LIABLE FOR ANY INCIDENTAL OR CONSEQUENTIAL DAMAGES (INCLUDING BUT NOT LIMITED TO LIABILITY FOR LOSS OF PROFITS) ARISING FROM THE SALE OR USE OF THIS PRODUCT. SOME STATES IN THE U.S., AND SOME CANADIAN PROVINCES DO NOT ALLOW THE EXCLUSION OR LIMITATION OF INCIDENTAL OR CONSEQUENTIAL DAMAGES, SO THE ABOVE LIMITATION MAY NOT APPLY TO YOU.

THIS LIMITED WARRANTY GIVES YOU SPECIFIC LEGAL RIGHTS, AND YOU MAY ALSO HAVE OTHER RIGHTS WHICH VARY FROM STATE TO STATE IN THE U.S., OR PROVINCE TO PROVINCE IN CANADA AND FROM COUNTRY TO COUNTRY.

THIS LIMITED WARRANTY APPLIES ONLY TO PRODUCTS SOLD WITHIN THE UNITED STATES OF AMERICA, CANADA AND THE COMMONWEALTH OF PUERTO RICO. FOR WARRANTY COVERAGE WITHIN OTHER COUNTRIES, CONTACT YOUR LOCAL BOSCH DEALER OR IMPORTER.

CST/berger is a registered trademark of Robert Bosch Tool Corporation.

Laser products in this catalog have the below applicable safety labels referred to by their listed laser classification.



www.cstberger.com

Phone: 815-432-9200
Toll Free: 800-435-1859