



# ASSEMBLED



**Coleman Cable Inc.**  
800-323-9355 • [www.colemancable.com](http://www.colemancable.com)







For over 40 years, Coleman Cable (CCI) has been a leader in the development of innovative wire and cable products. Today we're utilizing more than 2 million square feet of strategically located, state-of-the-art, ISO-certified manufacturing and distribution facilities nationwide and offer one of the most diversified lines of industrial, electronic, and assembled products available. Our growing brands are some of the strongest and most respected in the assembled products industry—brands like Designers Edge™ TRC®, Woods®, Fire Shield®, Shock Shield®, and HD-Pro®.

CCI provides a vast offering of products that include Portable Cord, Industrial Power Cables, Building Wire, Lead Wire, Tray Cables, Specialty Products, and design engineered products. This catalog contains the majority of our professional grade assembled products. Also included in this catalog is a capabilities section because CCI has produced thousands of custom cables for commercial, industrial, aerospace, and military applications. Additionally, there are technical and glossary sections that can assist you in answering some of your construction and application questions. Count on CCI to be your complete cable solution, and you'll be able to handle today's toughest applications... and tomorrow's.

Be sure to visit our website at [www.colemancable.com](http://www.colemancable.com) where you can search all our products and view detailed specification sheets. Should you need more information on products, application or standards, do not hesitate to call us. 1-800-323-9355.

<b>EXTENSION CORDS</b>	<b>6</b>
<b>TEMPORARY POWER</b>	<b>24</b>
<b>SAFETY PRODUCTS</b>	<b>32</b>
<b>LIGHTING</b>	<b>52</b>
<b>REELS</b>	<b>74</b>
<b>CONTROLS</b>	<b>80</b>
<b>APPLIANCE/HOME/AUTO</b>	<b>92</b>
<b>CAPABILITIES</b>	<b>104</b>
<b>TECHNICAL</b>	<b>108</b>



## **EXTENSION CORDS**

Polar/Solar® Cords	7
Polar/Solar® Power Blocks	8
Polar/Solar® Coiled Cords	9
Yellow Jacket®	10
Vinyl Outdoor Cords	11
Multi-Outlet Indoor & Outdoor Extension Cords	12
Red, White, & Blue & Stripes™ Extension Cords	13
Cool Colors™ & Cold Flex Extension Cords	14
Supreme Green™	15
Locking Extension Cords	16
Custom Cords	17-18
Replacement Plugs & Connectors	19
Adapters	20-21
Cord Management	22

## **TEMPORARY POWER**

X-Treme Box™	25
Power Distribution Cords & Adapters	26
Disaster Recovery & Restoration Cords	27
Generator Power Cords & Adapters	28
Welding Extension Cords & Adapters	29-30

## **SAFETY PRODUCTS**

Portable GFCI	
Right Angle	33
In-Line	34
Duplex & Quad Boxes	35
In-Line Quad Boxes	36
User Attachable	37
Portable ELCI & PRCD	38
Power Strip & Tri-Cords	39
Adapters & Testing Devices	40
In-Line, Heavy-Duty	41
Power Distribution	42
GFCI & ELCI Panel Mounts	43
High-Power GFCI	44
HD-PRO® GFCI/ELCI	45-47
Fire Shield® Cord Sets & Surge Strips	48
Cable Protection Systems	49
OEM Appliance Cords	50

## **LIGHTING**

Contractor Series Halogen Worklights	53-54
Pro Series & Pro Plus Halogen Worklights	55-56
EcoZone™ Series Worklights	57-58
Goliath™ Series Metal Halide Worklights	59-60
Hand Held Lamps	
Incandescent	61-62
LED & CFL	63-64
Fluorescent & LED	65
Metal Halide Temporary Light	66
String Lights	67-68
Specialty Lighting	69-70
LED Cordless Task Light	71
Worklight Bulbs & Accessories	72-73



**REELS**

Industrial Electrical & Hose Reels	75-76
Commercial Duty Retractable Reels	77-78
Cord Reels	79

**CONTROLS**

In-Wall Timers	
Programmable & Countdown	81
Spring Wound	82
Mechanical Time Switches	83
Remote Controls	84
Indoor Timers - Mechanical	85
Indoor Timers - Digital	86
Outdoor Timers	87
Outdoor Power Stakes	88
Photocell	89-90

**APPLIANCE/HOME/AUTO**

Range & Dryer Cords	93
Replacement Power Supply Cords	94
Cube Taps & Appliance Cords	95-96
Workshop Strips	96
Surge Protectors	97-98
Smart Strip® Surge Protectors	99
Surge Protection	100
Power Strips & Power Taps	101
Road Power® Booster Cables	102-104
RV / Mobile Home Cords	105

**CAPABILITIES**

Bulk Wire	107-108
Ordering Guide	109

**TECHNICAL**

NEMA Type Designations	111
IP Rating System	112
NEMA Chart	113
Load Values & Color Codes	114
Wiring Devices	115
OSHA Rules & Regulations	116
OSHA Rule Expands Requirements for GFCI Use	117-118
Glossary	119-133
Regulatory Markings	134
Index	135





Coleman Cable offers a comprehensive line of extension cord products to handle a full range of professional construction and industrial applications. With CCI you can choose either thermoplastic elastomer (TPE) or a variety of poly vinyl chloride (PVC) constructions.

Premium TPE Polar/Solar® cords, made with Coleman’s exclusive T\*Prene® insulation, stay flexible under the most extreme temperatures. They weigh less and are 2 ½ times more abrasion resistant than ordinary cords. Available in 16, 14, 12, and 10 gauge and in 25, 50 and 100 lengths and with single & multiple outlet molded ends. Polar/Solar® products provide outstanding oil and chemical resistance that other extension cords cannot. The 600 volt version meets OSHA hard usage requirements.

Yellow Jacket® brand extension cords, constructed with a superior, proprietary PVC compound, also provide rugged jobsite and factory performance and good flexibility at all temperatures. Yellow Jacket power cords feature an exclusive, high-gloss yellow finish.

In addition to the Polar/Solar® and Yellow Jacket® lines, CCI’s extension cord offering includes a complete listing of standard PVC extension cords. These items are available in multiple gauges, lengths, and constructions.

We also provide a host of adapters, accessories, and cord management products. By choosing Coleman Cable, you have access to all the things necessary to service your cords, connect your cords, and store and transport your cords. We have thought of just about everything you need on your jobsite or in your plant to manage your extension cords.

Looking for something special? Color, connector, cord length or configuration? Yes, we make that too. We can make custom cords in just about any configuration you can think of. Let us know what you are looking for and we will provide you a proposal for your unique situation. We have included a custom cable section. Contact our inside sales team to help configure your custom cord.

**Section Index**

<b>Polar/Solar® Cords</b>	<b>7</b>
<b>Polar/Solar® Power Blocks</b>	<b>8</b>
<b>Polar/Solar® Coiled Cords</b>	<b>9</b>
<b>Yellow Jacket®</b>	<b>10</b>
<b>Vinyl Outdoor Cords</b>	<b>11</b>
<b>Multi-Outlet Indoor &amp; Outdoor Extension Cords</b>	<b>12</b>
<b>Red, White, &amp; Blue &amp; Stripes™ Extension Cords</b>	<b>13</b>
<b>Cool Colors™ &amp; Cold Flex Extension Cords</b>	<b>14</b>
<b>Supreme Green™</b>	<b>15</b>
<b>Locking Extension Cords</b>	<b>16</b>
<b>Custom Cords</b>	<b>17-18</b>
<b>Replacement Plugs &amp; Connectors</b>	<b>19</b>
<b>Adapters</b>	<b>20-21</b>
<b>Cord Management</b>	<b>22</b>

# Polar/Solar® Cords

Standard and Extra Hard Service

EXTENSION CORDS



01688

## Polar/Solar® Standard Cords

T\*Prene® Insulated Cord with Power Indicator Light.

Part Number	Wire GA/Cond	Wire Type	Color	Length (Ft)	Package Type	125V Rating	Master Pack	Master Wt	Master Pack Cube
01287	16/3	SJEOW	Yellow	25	Sleeve	13A	12	19	.64
01288	16/3	SJEOW	Yellow	50	Sleeve	13A	12	38	1.41
01289	16/3	SJEOW	Yellow	100	Sleeve	10A	6	35	1.57
01487	14/3	SJEOW	Yellow	25	Sleeve	15A	12	27	1.14
01488	14/3	SJEOW	Yellow	50	Sleeve	15A	6	26	1.14
01489	14/3	SJEOW	Yellow	100	Sleeve	13A	6	49	1.14
01687	12/3	SJEOW	Yellow	25	Sleeve	15A	12	39	1.57
01688	12/3	SJEOW	Yellow	50	Sleeve	15A	6	38	1.41
01689	12/3	SJEOW	Yellow	100	Box	15A	4	48	2.02
01788*	10/3	SJEOW	Yellow	50	Box	15A*	4	42	2.02
01789*	10/3	SJEOW	Yellow	100	Box	15A*	3	63	1.25

\*Not CSA Listed



01769

## Extra Hard Service Cords

T\*Prene® Insulation and Power Indicator Light - 600 Volt Rated.

Part Number	Wire GA/Cond	Wire Type	Color	Length (Ft)	Package Type	125V Rating	Master Pack	Master Wt	Master Pack Cube
01567	14/3	SEOW	Yellow	25	Sleeve	15A	6	24	1.41
01568	14/3	SEOW	Yellow	50	Box	15A	4	32	2.02
01569	14/3	SEOW	Yellow	100	Box	13A	3	46	1.25
01767	12/3	SEOW	Yellow	25	Sleeve	15A	6	31	1.41
01768	12/3	SEOW	Yellow	50	Box	15A	4	39	1.87
01769	12/3	SEOW	Yellow	100	Box	15A	3	57	1.25



**Coleman Cable Inc.**  
800.323.9355 • www.colemancable.com



# Polar/Solar® Power Blocks

Three-Way and Four-Way

## Tri-Source® Three-Way Power Blocks

T\*Prene® Insulation and Power Indicator Light with Power Block.

Comes with covers for when outlets are not in use.

Part Number	Wire GA/Cond	Wire Type	Color	Length (Ft)	Package Type	125V Rating	Master Pack	Master Wt	Master Pack Cube
03482	12/3	SEOW	Yellow	2	Sleeve	15A	12	10	.64
03487	12/3	SJEOW	Yellow	25	Sleeve	15A	12	42	1.41
03488	12/3	SJEOW	Yellow	50	Sleeve	15A	6	39	1.41
03489	12/3	SJEOW	Yellow	100	Box	15A	4	49	2.02
03588*	10/3	SJEOW	Yellow	50	Box	15A*	4	43	2.02
03589*	10/3	SJEOW	Yellow	100	Box	15A*	3	62	1.25

Cap and Connector rated 15A

\*Not CSA Listed



03488

## Quadnector® Four-Way Power Blocks

T\*Prene® Insulated and Lighted End.

Designed with a handy eyelet for easy hanging and storage. For indoor use only.

Part Number	Wire GA/Cond	Wire Type	Color	Length (Ft)	Package Type	Master Pack	Master Wt	Master Pack Cube
<b>Polar/Solar® Plus</b>								
04422	12/3	SJEOW	Yellow	6	Sleeve	6	9	.64
04427	12/3	SJEOW	Yellow	25	Sleeve	6	24	1.14
04428	12/3	SJEOW	Yellow	50	Box	4	30	2.02
04429	12/3	SJEOW	Yellow	100	Box	4	53	2.02
<b>Polar/Solar® Plus – 600 Volt Rated</b>								
04522	12/3	SEOW	Yellow	6	Sleeve	6	11	.64



04427

EXTENSION CORDS



**Coleman Cable Inc.**

800.323.9355 • www.colemancable.com

# Polar/Solar® Coiled Cords

Tangle-free, Self-Coiling

EXTENSION CORDS



01220

## Coiled Extension Cords

COILEX® extension cords offer coiled flexibility with Polar/Solar® cord toughness. Molded right angle plug helps prevent accidental disconnection.

Part Number	Wire GA/Cond	Wire Type	Color	Length (Ft)	Package Type	125V Rating	Master Pack	Master Wt	Master Pack Cube
01220*	16/3	SJEOW	Black	1-5	Sleeve	13A	6	5	.59
01226	16/3	SJEOW	Black	4-20	Sleeve	13A	12	29	1.14

\*Includes belt-clip attachment



09809

## Coiled Retractable Cords

Conveniently coiled to extend or retract with ease. The cords listed below do not include molded ends. Contact factory for minimum quantities on variations in size, length, and plug configurations.

Part Number	Wire GA/Cond	Wire Type	Color	Length (Ft)	Package Type	125V Rating	Master Pack	Master Wt	Master Pack Cube
09809	18/2	SJEOW	Black	4-20	Box	-	10	14	1.14
09810	18/3	SJEOW	Black	4-20	Box	-	12	21	1.41
09811	18/4	SJEOW	Black	4-20	Box	-	10	19	1.14
09812	16/2	SJEOW	Black	4-20	Box	-	10	17	1.14
09813	16/3	SJEOW	Black	4-20	Box	-	10	21	1.14
09814	16/4	SJEOW	Black	4-20	Box	-	10	25	1.41
<b>Polar/Solar® Plus – 600 Volt Rated</b>									
09815	14/3	SEOW	Black	4-20	Box	-	5	29	1.41
09816	12/3	SEOW	Black	4-20	Box	-	5	37	1.41



**Coleman Cable Inc.**

800.323.9355 • www.colemancable.com

# Yellow Jacket®

## Outdoor Extension Cords

### Outdoor Extension Cords

Exclusive Yellow Jacket® compound is more flexible and abrasion resistant at any temperature than standard vinyl compounds. Yellow Jacket® extension cords feature a power indicator light in the female receptacle to show that the power is on.

Part Number	Wire GA/Cond	Wire Type	Color	Length (Ft)	Package Type	125V Rating	Master Pack	Master Wt	Master Pack Cube
2886	14/3	SJTW	Yellow	25	Sleeve	15A	12	29	0.82
2887	14/3	SJTW	Yellow	50	Sleeve	15A	6	29	0.93
2888	14/3	SJTW	Yellow	100	Sleeve	13A	3	26	0.79
2883	12/3	SJTW	Yellow	25	Sleeve	15A	6	23	0.64
2884	12/3	SJTW	Yellow	50	Sleeve	15A	4	31	0.75
2885	12/3	SJTW	Yellow	100	Box	15A	2	27	0.79
2805	10/3	SJTW	Yellow	50	Box	15A*	2	21	1.02
2806	10/3	SJTW	Yellow	100	Box	15A*	2	42	2.35
<b>Yellow Jacket® Power Blocks</b>									
2882	12/3	STW	Yellow	2	Sleeve	15A	10	11	0.48
2827	12/3	SJTW	Yellow	50	Box	15A	4	27	0.79
2820	12/3	SJTW	Yellow	100	Box	15A	2	26	1.02

\*Cap & connector rated 15A

Made to meet  
OSHA c Specifications 



2886

Part Number	Joules	Color	Length (Ft)	Package Type	Master Pack	Master Wt	Master Pack Cube
<b>6 Outlet Metal Yellow Jacket® Surge Protector</b>							
5138	1050	Yellow/Black	15	Box	4	11.00	0.51
<b>6 Outlet Metal Yellow Jacket® Power Strip</b>							
5139	—	Yellow/Black	6	Box	4	6.80	0.49



5139

EXTENSION CORDS



**Coleman Cable Inc.**  
800.323.9355 • www.colemancable.com



# Vinyl Outdoor Cords

Molded, Water Resistant

EXTENSION CORDS



02307



02408



02589

## Outdoor Extension Cords

Vinyl jacket resists moisture, abrasion, and prolonged exposure to sunlight. Reinforced blades help prevent accidental bending or breaking and a heavy-duty strain relief protects electrical connections resulting in longer cord life.

Part Number	Wire GA/Cond	Wire Type	Color	Length (Ft)	Package Type	125V Rating	Master Pack	Master Wt	Master Pack Cube
<b>Three Conductor</b>									
02304	16/3	SJTW	Orange	10	Sleeve	13A	24	18	.75
02211	16/3	SJOW	Black	10	Sleeve	13A	24	19	.79
02305	16/3	SJTW	Orange	15	Sleeve	13A	18	24	.76
02306	16/3	SJTW	Black	15	Sleeve	13A	18	24	.75
02307	16/3	SJTW	Orange	25	Sleeve	13A	12	25	.76
02308	16/3	SJTW	Orange	50	Sleeve	13A	12	46	1.16
02309	16/3	SJTW	Orange	100	Sleeve	10A	6	45	1.19
02407	14/3	SJTW	Red	25	Sleeve	15A	12	35	.90
02408	14/3	SJTW	Red	50	Sleeve	15A	6	29	.82
02409	14/3	SJTW	Red	100	Sleeve	13A	6	60	1.41
<b>Three Conductor – Lighted End</b>									
02587	12/3	SJTW	Yellow	25	Sleeve	15A	12	40	1.21
02588~	12/3	SJTW	Yellow	50	Sleeve	15A	6	40	1.41
02589~	12/3	SJTW	Yellow	100	Sleeve	15A	4	52	1.41
02687~	10/3	SJTW	Yellow	25	Sleeve	15A**	6	36	1.14
02688~	10/3	SJTW	Yellow	50	Box	15A**	4	48	1.00
02689~	10/3	SJTW	Yellow	100	Box	15A**	3	70	1.25
<b>Three Conductor Large Cap and Conductor – 600 Volt Rated</b>									
02457~	14/3	STW	Orange	25	Sleeve	15A	6	26	1.41
02458~	14/3	STW	Orange	50	Box	15A	4	34	2.02
02459~	14/3	STW	Orange	100	Box	13A	3	50	1.25
02557~	12/3	STW	Orange	25	Sleeve	15A	6	34	2.38
02558~	12/3	STW	Orange	50	Box	15A	4	45	2.02
02559~	12/3	STW	Orange	100	Box	15A	3	65	1.25

\*\* Plug and receptacle rated 15A  
~Made in U.S.A.

Made to meet  
OSHA c  Specifications



**Coleman Cable Inc.**  
800.323.9355 • www.colemancable.com

# Multi-Outlet Indoor & Outdoor Extension Cords

## Three- and Four-Way Power Blocks & Heavy-Duty

### Multi-Outlet Indoor & Outdoor Extension Cords

Innovative block provides additional outlets for power distribution. Vinyl jacket resists moisture, abrasion, and prolonged exposure to sunlight. Reinforced blades help prevent accidental bending or breaking and a heavy-duty strain relief protects electrical connections resulting in longer cord life. The heavy-duty multi-outlet outdoor extension cords have 3 lighted outlets spaced evenly along the length of the cord, making them perfect for landscaping, workshop and holiday decorating applications. The heavy-duty STW cord jacket is super flexible and durable, and outlet covers help keep water and dust out.

Part Number	Wire GA/Cond	Wire Type	Color	Length (Ft)	Package Type	125V Rating	Master Pack	Master Wt	Master Pack Cube
<b>Tri-Source® Three-Way Power Block</b>									
04004	14/3	SJTW	Orange	6	Sleeve	15A	18	19	.77
04217	14/3	SJTW	Red	25	Sleeve	15A	12	33	.94
04218	14/3	SJTW	Red	50	Sleeve	15A	6	30	.85
04219	14/3	SJTW	Red	100	Sleeve	13A	6	55	1.43
04112	12/3	STW	Yellow	2	Sleeve	15A	12	11	.40
<b>Tri-Source® Three-Way Power Block with Lighted End</b>									
04187	12/3	SJTW	Yellow	25	Sleeve	15A	12	45	1.34
04188	12/3	SJTW	Yellow	50	Sleeve	15A	6	42	1.14
04189	12/3	SJTW	Yellow	100	Sleeve	15A	4	53	1.28
04388	10/3	SJTW	Yellow	50	Box	15A	4	48	1.98
04389	10/3	SJTW	Yellow	100	Box	15A	3	72	1.98
<b>Quadnector® Four-Way Power Block</b>									
04102*~	12/3	SJTW	Orange	6	Sleeve	15A	6	9	.64
04107*~	12/3	SJTW	Orange	25	Sleeve	15A	6	25	1.14
04108*~	12/3	SJTW	Orange	50	Box	15A	4	32	2.02
04109*~	12/3	SJTW	Orange	100	Box	15A	4	56	2.02
<b>Quadnector® Four-Way Power Block - 600 Volt Rated</b>									
04207*~	12/3	STW	Orange	25	Sleeve	15A	6	36	2.36
04208*~	12/3	STW	Orange	50	Box	15A	4	47	2.02
04209*~	12/3	STW	Orange	100	Box	15A	3	67	1.25
<b>Cord Runner® Heavy-Duty Multi-Outlet Outdoor Extension Cords</b>									
09001-02	14/3	STW	Yellow	25	Sleeve	15A	4	20	.78
09002-02	14/3	STW	Yellow	6	Sleeve	15A	6	8	.65
09003-02	12/3	STW	Yellow	50	Box	15A	4	45	2.37

\*Rated for Indoor Use Only  
~Made in U.S.A.



Made to meet  
OSHA c UL us  
Specifications

**Coleman Cable Inc.**  
800.323.9355 • www.colemancable.com

EXTENSION CORDS



04004



04187



09001-02

# Red, White & Blue & Stripes™ Extension Cords

Unique Brightly Colored Outdoor Cords

EXTENSION CORDS



02549-USA1

## Red, White & Blue Extension Cords

Display America's colors on the jobsite with the rugged Red, White and Blue contractor grade extension cord, dedicated to the American Contractor. Highly visible red cord, with two extruded white stripes and blue stenciled stripe the length of cord with "MADE IN THE USA by CCI\*\*\*\*PROUD TO BE AMERICAN." Pro-Power contractor grade extension cords all have molded water resistant connectors with reinforced blades that make them suitable for all weather outdoor use. The lighted female ends let you know that there is power ready and available.

Part Number	Wire GA/Cond	Wire Type	Color	Length (Ft)	Package Type	125V Rating	Master Pack	Master Wt	Master Pack Cube
02548-USA1	12/3	SJTW	Red, White & Blue	50	Sleeve	15A	8	53	1.41
02549-USA1	12/3	SJTW	Red, White & Blue	100	Sleeve	15A	4	52	1.41



## Stripes™ Outdoor Extension Cords

Increase safety awareness and help to prevent jobsite loss or theft with STRIPES™ outdoor extension cords. Each extension cord features a dominant color and an extruded colored stripe that runs the length of the cord. All STRIPES™ extension cords have a power indicator light in the receptacle to show that the power is on.

Part Number	Wire GA/Cond	Wire Type	Color	Length (Ft)	Package Type	125V Rating	Master Pack	Master Wt	Master Pack Cube
02548-00-XX	12/3	SJTW	See Color	50	Sleeve	15A	8	53	1.41
02549-00-XX	12/3	SJTW	Combinations	100	Sleeve	15A	4	52	1.41
02648-00-XX	10/3	SJTW	Below*	50	Disk	15A	4	46	1.41
02649-00-XX	10/3	SJTW		100	Disk	15A	3	68	1.41

12/3: \*\*Color (XX): 54=Lime Green/Red; 22=Yellow Purple; 52=Dark Green/Yellow; 64=Blue/Red; 41=Red/White; 77=Pink/Lime Green; 3V=Orange/Blue  
 10/3: 54=Lime Green/Red; 64=Blue/Red



**Coleman Cable Inc.**

800.323.9355 • www.colemancable.com



# Cool Colors™ & Cold Flex Extension Cords

Anti-Theft & High Performance in Extreme Temperatures

## Cool Colors™ Outdoor Extension Cords

Contractor Grade SJTW cord features a jacket in a variety of colors for added safety and theft deterrence on the jobsite. Features clear molded plugs with power indicator light in the female receptacle. Added features include heavy duty strain relief and reinforced blades and ground pin.

Part Number	Wire GA/Cond	Wire Type	Color	Length (Ft)	Package Type	125V Rating	Master Pack	Master Wt	Master Pack Cube
02577-00-XX	12/3	SJTW	See	25	Sleeve	15A	12	40	1.41
02578-00-XX	12/3	SJTW	Colors	50	Sleeve	15A	8	53	1.41
02579-00-XX	12/3	SJTW	Below*	100	Sleeve	15A	4	52	1.41

\*Color (XX): OA= Pink; OH=Blue; OX=Green



02578-88-OH

## Cold Flex Extension Cords

Bright blue cords with jackets that resist deterioration from moisture, abrasion and extended exposure to sunlight. Cold Flex extension cords are designed for use in cold environments and stay flexible to -50°C. Features clear molded plugs with a power indicator light in the female connector to show that the power is on.

Part Number	Wire GA/Cond	Wire Type	Color	Length (Ft)	Package Type	125V Rating	Master Pack	Master Wt	Master Pack Cube
2627	14/3	SJTW	Blue	25	Sleeve	15A	6	23	0.53
2628	14/3	SJTW	Blue	50	Sleeve	15A	6	40	0.93
2629	14/3	SJTW	Blue	100	Sleeve	13A	3	29	1.3
2437	12/3	SJTW	Blue	25	Sleeve	15A	12	39	1.49
2438	12/3	SJTW	Blue	50	Sleeve	15A	6	42	1.45
2439	12/3	SJTW	Blue	100	Sleeve	15A	3	39	0.89



2628

EXTENSION CORDS



# Supreme Green™

Ultra-Flexible Rubber Cord

EXTENSION CORDS



4301



4305



4306

## Supreme Green™ Outdoor Extension Cords

Supreme Green™ Cords remain flexible in very cold temperatures, allowing for maximum maneuverability. Bright green color provides high visibility and adds to safety on the jobsite.

Part Number	Wire GA/Cond	Wire Type	Length	Package Type	125V Rating	Master Pack	Master Wt	Master Pack Cube
4301	14/3	SJEOW	25ft	Sleeve	15A	12	25.116	1.08
4302	14/3	SJEOW	50ft	Sleeve	15A	6	23.91	1.08
4303	14/3	SJEOW	100ft	Sleeve	13A	3	23.3	0.89
4304	12/3	SJEOW	25ft	Sleeve	15A	6	17.91	1.08
4305	12/3	SJEOW	50ft	Box	15A	4	22.92	1.53
4306	12/3	SJEOW	100ft	Box	13A	2	22.6	1.08



# Locking Extension Cords

Standard and Twist-To-Lock

## Locking Extension Cords

New Locking Extension Cords keep tools locked into power, eliminating the frustration and hassle of tools coming unplugged. These cords provide a positive lock and can be disengaged only by choice.

Part Number	Wire GA/Cond	Wire Type	Color	Length (Ft)	Package Type	125V Rating	Master Pack	Master Wt	Master Pack Cube
02438	14/3	SJTW	Yellow with Blue Stripe	50	Sleeve	15A	4	23	0.54
02439	14/3	SJTW	Yellow with Blue Stripe	100	Sleeve	13A	3	32	0.84
02538	12/3	SJTW	Yellow with Black Stripe	50	Sleeve	15A	4	31	0.69



02438

Made to meet  
OSHA Specifications



## Twist-To-Lock Extension Cords

Part Number	Wire GA/Cond	Wire Type	Color	Length (Ft)	Package Type	125V Rating	Master Pack	Master Wt	Master Pack Cube
<b>SJTW Extension Cords (NEMA L5-20P to NEMA L5-20R)</b>									
09208	12/3	SJTW	Yellow	50	Box	20A	6	41	1.94
09209	12/3	SJTW	Yellow	100	Box	15A	4	52	1.77
09058	10/3	SJTOW	Yellow	50	Disc	20A	2	22	1.66
09059	10/3	SJTOW	Yellow	100	Disc	20A	2	45	2.33
<b>SJTW Extension Cords (NEMA L5-20P to NEMA L5-20R) - 600 Volt Rated</b>									
09028	12/3	STW	Yellow	50	Box	20A	4	40	1.93
09029	12/3	STW	Yellow	100	Box	15A	3	60	2.6



09058/09059

Made to meet  
OSHA Specifications



**Coleman Cable Inc.**

800.323.9355 • www.colemancable.com



# Custom Cords

Equipment Identity & Theft Protection

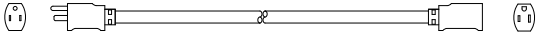
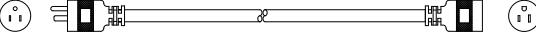
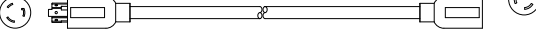
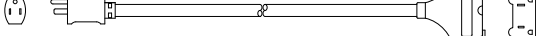
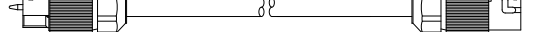
- FEATURES:**
- Heavy-Duty Strain Relief
  - Molded Connectors
  - Reinforced Blades & Pins
- BENEFITS:**
- Best Delivery in the Industry – CCI manufactures all custom cords in Illinois, USA. Domestic Production means faster turnaround.
  - Safety – Create your own highly visible colors to help prevent the cord from being accidentally severed and to reduce tripping hazards.
  - Loss (Theft) Protection – Custom Cords help prevent inadvertent (or intentional) removal of cords from the job-site.
  - Advertising Tool – Make your cords an advertising tool with the use of custom colors and legends.
- OPTIONS:**
- Polar/Solar® Jacket Materials (SJEOW/SEOW)  
CCI's Polar/Solar extension cords are lightweight, extremely abrasion resistant and very flexible at all temperatures down to -67° F.
  - Vinyl Jacket Materials (SJTW/STW).
  - 14-10 Gauge Cord and 6/3 & 8/1 Temp Power Cords. 10,000' minimum run quantity per gauge.
  - Custom Colors.  
Choose from one of Coleman Cable's custom colors or we can customize a color to meet your needs.
  - Custom Extruded Striping  
Pick a unique cord color and stripe color combination. The stripe will not wear off over time like a painted stripe. Numerous stock colors mean that you can choose from hundreds of different STRIPES™ cord combinations. (Additional charges apply.)
  - Multiple Outlet Options.  
NEMA 5-15, NEMA L5-20, Tri-Source™, California-Style 50A, etc.
  - Custom Legend  
Your custom legend can be ink printed on the jacket in black or white ink, or it can be indented into the jacket (no color). The legend repeats every 12"-18" down the entire length of the cords.
  - UL & CSA approval (excluding 6/3 & 8/1 cords).



# Custom Cords

Equipment Identity & Theft Protection

## Cord Set Types

NEMA 5-15		Most Applications
NEMA 5-15		10/3 or 600V
NEMA L5-20		20A Twist Lock
NEMA 5-15		Tri-Source®
CAL-STYLE 50A		6/3 & 8/1 only

## Available Cord Colors

The following color chart is FOR REFERENCE ONLY.  
Colors shown MAY NOT BE AN EXACT MATCH to the final cord color.



# Replacement Plugs & Connectors

Heavy-Duty, Construction Grade

## Replacement Plugs & Connectors

All jobsites require rugged, safe replacement wiring devices when the need arises. Safety issues lead to a heavier-duty design able to withstand harsh job-site conditions. Construction-Grade devices have tough, vinyl or nylon housing with many built-in features for speed, safety and assembly convenience. 15A, 20A, 30A and 50A models address a wide range of customer needs, including locking 20A-50A applications. Industrial-Grade 15A devices have high visibility yellow housings designed for extended life for harsh, abusive IP20 and IP55 applications. Watertight-Grade 15A devices all have high visibility yellow housings designed for IP20 and IP55 applications where water is prevalent.



Part Number	Description	Duty	Master Pack	Master Wt
<b>NEMA 5-15 15A 125V Straight Blade</b>				
05984	15A/125v NEMA 5-15 Yellow Vinyl Male-Plug	Construction	20	1
05985	15A/125v NEMA 5-15 Yellow Vinyl Female Connector	Construction	20	1
05990	15A/125v NEMA 5-15 Yellow Rubber 1447 Male Plug	Industrial	10	1.5
05991	15A/125v NEMA 5-15 Yellow Rubber 1547 Female Connector	Industrial	10	2
05992	15A/125v NEMA 5-15 Yellow Watertight 14W47 Male Plug	Watertight	10	2
05993	15A/125v NEMA 5-15 Yellow Watertight 15W47 Female Connector	Watertight	10	3.5
<b>NEMA L5-20 20A 125v Locking</b>				
05986	20A/125v NEMA L5-20P Locking Nylon Male Plug	Construction	10	2.5
05987	20A/125v NEMA L5-20C Locking Nylon Female Connector	Construction	10	3
<b>NEMA L5-30 30A 125v Locking</b>				
05962	30A/250v NEMA L5-30 Locking Nylon Male Plug	Construction	10	2.5
05963	30A/250v NEMA L5-30 Locking Nylon Female Connector	Construction	10	3
<b>NEMA L6-30 30A 250v Locking</b>				
05964	30A/250v NEMA L6-30 Locking Nylon Male Plug	Construction	10	2.5
05965	30A/250v NEMA L6-30 Locking Nylon Female Connector	Construction	10	2.5
<b>50A 125/250v Locking</b>				
05974	50A/125/250v Locking Male Plug	Construction	4	5
05975	50A/125/250v Locking Female Connector	Construction	4	4.2
05958	50A/125/250v Hubbell Locking Male Plug	Construction	4	5
05959	50A/125/250v Hubbell Locking Female Connector	Construction	4	4.2



**Coleman Cable Inc.**

800.323.9355 • www.colemancable.com

# Adapters

Multi-Outlet, "Y" & "W" Configurations

## Adapters

Part Number	Color	Package Type	Master Pack	Master Wt	Master Pack Cube
<b>3 to 1 Adapter</b>					
09901	Gray	Bulk	100	8	.15
<b>3-Way Adapter – Solid Molded PVC</b>					
09902	Beige	Blister	18	7	.42
09905	Green	Blister	18	7	.42
09906	Orange	Bulk/Blister	24/18	9/7	.21/.42
<b>5-Way Adapter</b>					
997362	Yellow	Bulk	5	3.5	.23




09906



## Vinyl "Y" and "W" Adapters

Part Number	Wire GA/Cond	Wire Type	Color	Length (Ft)	Package Type	125V Rating	Master Pack	Master Wt	Master Pack Cube
<b>15A "Y" Adapter</b>									
09018	12/3	STW	Yellow	2	Sleeve	15A	12	20	1.96
<b>15A "W" Adapter</b>									
09019	12/3	STW	Yellow	2	Sleeve	15A	12	25	1.09



09018

09019

Made to meet  
**OSHA**  
Specifications

EXTENSION CORDS

# Adapters

## Twist-To-Lock



### Twist-To-Lock Adapters

Part Number	Wire GA/Cond	Wire Type	Color	Length In Ft	Package Type	125V Rating	Master Pack	Master Wt	Master Pack Cube
<b>Adapters</b>									
Standard 15A U-Ground (NEMA 5-15P) Twist-To-Lock 20A receptacle (NEMA L5-20R)									
09020	12/3	STW	Yellow	9 inches	Sleeve	-	15	5	.29
Twist-To-Lock 20A plug (NEMA L5-20P) to Standard 15A U Ground Connector (NEMA 5-15R)									
09021	12/3	STW	Yellow	9 inches	Sleeve	-	15	6	.24
<b>"Y" Adapter</b>									
Twist-To-Lock 20A plug (NEMA L5-20P) two Twist-To-Lock 20A receptacle (NEMA L5-20R)									
09022	12/3	STW	Yellow	20 inches	Sleeve	20A	10	14	1.07
<b>"W" Adapter</b>									
Twist-To-Lock 20A plug (NEMA L5-20P) three Twist-To-Lock 20A receptacle (NEMA L5-20R)									
09023	12/3	STW	Yellow	20 inches	Sleeve	20A	10	16	1.04
<b>Tri-Source Adapter</b>									
Twist-To-Lock 20A plug (NEMA L5-20P) Standard 15A Ground Tri-Source receptacle (NEMA 5-15R)									
09084	12/3	STW	Yellow	24 inches	Sleeve	20A	6	15	.54





# Cord Management

Wraps, Wheels, Totes

## Cord Management

Cord management means cords are stored, protected and ready to use on the next job.

Part Number	Type	Color	Max Quantity	Master Pack	Master Wt	Master Pack Cube
<b>Cord Locks, Straps, Wraps</b>						
E105	Cord Lock	Orange	NA	12	1.20	.08
22802	Carry Strap	Black	150ft	6	.72	.10
E101	Storage Wrap	Orange	150ft	24	8.8	1.25
2803	Caddy Wrap	Black	100ft	12	3.12	.42
<b>Cord Storage Wheels</b>						
E102	13" Wheel	Red/Black	150ft	8	9.20	2.04
82870	Snap Together Wheel	Black	150ft	8	9.84	1.59
E103	Cord Reel w/ Plastic Stand	Red/Black	150ft	4	6	3.57
22849	Cord Reel w/ Metal Stand	Black	100ft	6	13.8	2.78
<b>Cord Totes</b>						
E140	Professional Handy Carry Wire Tote	Yellow	NA	6	25.20	5.21
E260	Professional Portable Wire Tote Cart	Yellow	NA	2	41.4	5.17



E105



E101



E102



E103



E140



E260



E140 w/cord



E260 w/cord

EXTENSION CORDS



**Coleman Cable Inc.**  
800.323.9355 • www.colemancable.com

# Notes

## EXTENSION CORDS

Construction sites, industrial plants, and other rugged environments will commonly require temporary power during construction, shutdowns and maintenance projects. Bringing power from the grid or from generators can be a tricky business. Connector styles, ampacity estimates, and the varieties of tools and equipment with inconsistent power demands are a challenging set of variables for anyone setting up a jobsite.

Coleman Cable offers a broad selection of portable extension cords, temporary power products, and accessories suitable for most commercial, OEM, and industrial worksites. These products are designed to get power where you need it. From generator to power tool, source to load, we have the right product for you.

The exclusive X-Treme Box™ has been the standard for worksite power distribution hubs. With ground fault protection, standard generator input connections and feed-through capability, no job should be without the power of the X-Treme Box™. If your power requirements are not that demanding, we now offer the Mini X-Treme Box™. It features fewer outlets and less power, but the same level of performance and safety you expect.

Power distribution is not as simple as plugging in an extension cord. Specialty cords, adapters and splitters are necessary to bring power to all corners of a worksite. Coleman Cable offers a variety of specialty cords, not just a complete complement for jobsite power distribution, but for disaster recovery and high power temporary applications, such as welding. We also offer replacement plugs and connectors for your power distribution system maintenance and repair.

CCI — Connect with the Best.

**Section Index**

<b>X-Treme Box™</b>	<b>25</b>
<b>Power Distribution Cords &amp; Adapters</b>	<b>26</b>
<b>Disaster Recovery &amp; Restoration Cords</b>	<b>27</b>
<b>Generator Power Cords &amp; Adapters</b>	<b>28</b>
<b>Welding Extension Cords &amp; Adapters</b>	<b>29-30</b>

# X-Treme Box™

Portable Power Distribution Center

TEMPORARY POWER



01960



01962

## X-Treme Box™

The X-Treme Box™ is a portable, flexible, rugged and reliable power distribution center for all jobsite conditions. It is an economical solution for electrical hook up on any worksite. For expandability, run up to four boxes at 400ft. in series before significant voltage drop occurs. A heavy-gauge carbon-steel case with corrosion resistant finish and a steel-reinforced sled base offer excellent durability. All boxes feature seven overload protected outlets, with GFCI, open neutral and over-voltage protection on all 20A outlets. All are Rainproof NEMA 3R enclosures. New roll cage versions allow for easy stackability.

**Applications:** Commercial - for Indoor/outdoor construction residential, renovation and demolition. Entertainment for stage, concerts, broadcasting and cinema. Institution - for sports, special events and convention centers.

**Compliance:** ETL Listed US and Canada.

Part Number	Portable Power Distribution Center	50A Power Inlet	50A Power Outlets	30A Power Outlets	20A Power Outlets	Overload, Over-Voltage & Open-Neutral Protection	Master Pack	Master Wt	Master Pack Cube
01960	Rainproof NEMA 3R	125/250V Twist-to-Lock w/Cover	125/250V Twist-to-Lock w/Cover	250V L6-30R Twist-to-Lock w/Cover	(6)20A 125V L5-20R Twist-to-Locks w/Cover	50A-None 30A Circuit Breaker Protected 20A GFCI & Circuit Breaker Protected	1	34	2.54
01962	<i>Roll Cage Model (Electrical specs are identical to part no. 01960)</i>								
01970	Rainproof NEMA 3R	125/250V Twist-to-Lock w/Cover	125/250V Twist-to-Lock w/Cover	250V L6-30R Twist-to-Lock w/Cover	(6)20A 125V 5-20R Straight w/Cover	50A-None 30A Circuit Breaker Protected 20A GFCI & Circuit Breaker Protected	1	34	2.54
01972	<i>Roll Cage Model (Electrical specs are identical to part no. 01970)</i>								



01980

## Mini X-Treme Box™

The Mini X-Treme Box provides more compact and less costly work-site power distribution than our full size models. Used with our restoration adapters, these units are ideal for disaster restoration work where the only available power is from range and dryer outlets or portable generators. Features 8 GFCI, Overload, and Circuit Breaker protected 20 amp straight blade outlets.

**Compliance:** ETL Listed

Part Number	Portable Power Distribution Center	30A Power Inlet	20A Power Outlets	Master Pack	Master Wt	Master Pack Cube
01980	NEMA Type 1	NEMA L14-30	8 x NEMA 5 20R (4 duplex outlets)	1	11.3	.98



**Coleman Cable Inc.**  
800.323.9355 • www.colemancable.com

# Power Distribution Cords & Adapters

Extension Cords & Replacement Ends/Adapters

## Power Distribution Extension Cords

Rugged temporary power cords for use with the X-Treme Box™ to handle 50A 3-Pole/4-Wire 125/250v AC.



Part Number	50A 3-Pole/4-Wire 125/250V Plugs/Connectors/Adapters	Master Pack	Master Wt	Master Pack Cube
<b>X-Treme Box™ Extension Cords</b>				
01918	50ft SEOW w/ California-Style Twist-Lock Ends	1	27	.75
01919	100ft SEOW w/ California-Style Twist-Lock Ends	1	54	1.3
01938	50ft SEOW w/ Hubbell California-Style Twist-Lock Ends	1	27	.75
01939	100ft SEOW w/ Hubbell California-Style Twist-Lock Ends	1	54	1.3
<b>Appliance Extension Cords</b>				
01854	10ft Dryer Outlet or 30A Straight Generator Outlet	4	15.56	.93
01864	10ft Range Outlet or 50A Straight Generator Outlet	4	15.96	1.51
1493	10/4 STW Yellow Jacket® L14-30P L14-30R 25ft Generator*	2	16.46	1.04

\*UL and cUL Listed



TEMPORARY POWER

## Replacement Ends/Adapters

Replacement ends constructed with impact & chemical resistant nylon, designed to keep out moisture and dust.



Part Number	50A 3-Pole/4-Wire 125/250V Plugs/Connectors/Adapters	Master Pack	Master Wt	Master Pack Cube
05974*	50A/125/250v Locking Male Plug	4	2	.26
05975*	50A/125/250v Locking Female Connector	4	2	.26
05958*	50A/125/250v Locking Hubbell Male Plug	4	2	.26
05959*	50A/125/250v Locking Hubbell Female Connector	4	2	.26
01920	6/4 SEOW 50A "Y" Adapter	1	4	2.25

\*UL and CSA Listed





# Disaster Recovery & Restoration Cords

Temporary Portable Power Cords

TEMPORARY POWER



01824

## Disaster Recovery & Restoration Cords

For use in disaster recovery, restoration, renovation or maintenance projects requiring temporary, portable power.

Part Number	Length	Description	Std Pack	Wt	Male End	Female End	Power From
01854~	10ft	10/4 SE00W 14-30P L1430R UL/CSA	4	3.99	14-30P	L14-30R	Dryer Outlet
01824~	10ft	10/4 SE00W 14-30P CA50A UL/CSA	4	4.28	14-30P	CA 50A Twist	
01864~	10ft	10/4 SE00W 14-50P L14-30R UL/CSA	4	3.99	14-50P	L14-30R	Range Outlet 50A generator w/straight blade output
01834~	10ft	6/3 & 8/1 SEOW 14-50P CA50A	4	6.38	14-50P	CA 50A Twist	
1493*	25ft	10/4 STW Yellow Jacket L 14-30P L 14-30R	2	8.24	L14-30P	L14-30R	30A Generator
01844~	10ft	10/4 SE00W L 14-30P CA50A UUCSA	4	4.11	L14-30P	CA 50A Twist	

\*Part number 1493 is UL/cUL. Made in the USA.  
~Assembled in the USA.

Made to meet  
**OSHA**  
Specifications



**Coleman Cable Inc.**  
800.323.9355 • www.colemancable.com

# Generator Power Cords & Adapters

Extension Cords & Specialty Plugs

## Generator Power Cords

Part Number	Wire GA/Cond	Wire Type	Color	Length In Ft	Package Type	125V Rating	Master Pack	Master Wt	Master Pack Cube
Temporary power cord with three 15 amp receptacles and one male 5-15P plug engineered to work exclusively with generators or other equipment rated to or less than 15 amps.									
01910*	12/3	SJTW	Yellow	25	Card	15A	12	44.5	2.20
Temporary power cord with three 15 amp receptacles and one male NEMA 5-20P plug engineered to work exclusively with generators or other equipment rated to or less than 15 amps.									
01911	10/3	SJTW	Yellow	25	Card	15A	6	36.5	1.41
Temporary power cord with three 15 amp receptacles and one male NEMA L5-30P plug engineered to work exclusively with generators or other equipment rated to or less than 15 amps.									
01912	10/3	SJTW	Yellow	25	Card	15A	6	35.6	1.41



01910

\*UL Listed



## Generator Power Cords and Adapters

Part Number	Description	Length (Ft)	Package Type	Std Pack	Master Wt	Master Pack Cube	NEMA Plug	NEMA Connector
01915	10/3 STOW "Y" L5-30P to (2) Lighted 5-20R	3	Box	4	11	0.777	L5-30P	(2) 5-20R
01924	12/4 STOW "Y" L14-20P to 12/3 (2) Lighted 5-20R	3	Box	4	12	0.777	L14-20P	(2) 5-20R
01934	10/4 STOW "Y" L14-30P to 10/3 (2) Lighted 5-20R	3	Box	4	11	0.777	L14-30P	(2) 5-20R
02618	10/3 SJTOW 5-20P to Lighted 5-20R	50	Disk	2	22	0.848	5-20P	5-20R
02619	10/3 SJTOW 5-20P to Lighted 5-20R	100	Disk	2	45	1.2	5-20P	5-20R



01914



01924



# Welding Extension Cords & Adapters

High Quality, High Performance

TEMPORARY POWER



## Welding Cable Assemblies

- Royal/Excelene Welding Cable
- Professionally assembled and tested
- Other lengths, sizes, and connectors available upon request
- Call for minimums and lead times
- Assembled in the USA

Part Number	Description	Length	Std Pk Qty	WT/Ea.
10416-S8-08	2/0-EPR (EPDM)	50ft Coil, w/Tweco Connectors	1	27
10416-S9-08	2/0-EPR (EPDM)	100ft Coil, w/Tweco Connectors	1	52

## Welder Extension Cords

- Heavy-duty STW jacket
- Lighted receptacle end indicates when power is on
- Molded ends offer safety and convenience on the jobsite
- 40 Amp, 250 Volts and 10,000 Watts

Part Number	Description	Length	Male End	Female End	Std Pk Qty	WT/Ea.
01940-88-08	8/3 STW Black	1.5 ft.	14-50P	Lighted 6-50R	12	2
01941-88-08	8/3 STW Black	10 ft.	14-50P	Lighted 6-50R	4	6
01917-88-06	8/3 STW Blue	25 ft.	6-50P	Lighted 6-50R	2	11
01922-88-06	8/3 STW Blue	50 ft.	6-50P	Lighted 6-50R	1	22

# Welding Extension Cords & Adapters

Made in the USA

## Royal/Excelene® Welding Cable

- Ethylene-Propylene Rubber (EPR)
- -50°C to 105°C
- Resistant to oil, chemicals, water, ozone, and solvents
- Sequential foot-marked
- Red jacket available
- RoHS Compliant
- Made in the USA

### RECOMMENDED MINIMUM WELDING CABLE SIZING CHART

Welding Current	Length in Feet For Total Circuit for Secondary Voltages Only (DO NOT Use This Table For 600 Volt In-Line Applications)						
	50	100	150	200	250	300	350
Amps							
100	4	4	4	2	2	1	1/0
150	4	4	2	1	1/0	2/0	3/0
200	2	2	1	1/0	2/0	3/0	4/0
250	2	2	1/0	2/0	3/0	4/0	
300	1	1	2/0	3/0	4/0		
350	1/0	1/0	3/0	4/0			
400	2/0	2/0	3/0				
500	3/0	4/0	4/0				
600	4/0	4/0					

- Ampacities are based on 105°C conductor temperature, 40°C ambient air / 50% duty cycle and approximate voltage drop of 4V @ 25°C conductor temperature or 5VB @ 105°C conductor temperature.



TEMPORARY POWER

Part #	Description	Stranding	Nom. Jacket Thickness	Nom OD	Wt/M
10411	6-EPR (EPDM)	266	0.065	0.305	116
10412	4-EPR (EPDM)	392	0.064	0.340	159
10413	2-EPR (EPDM)	644	0.065	0.420	254
10414	1-EPR (EPDM)	784	0.084	0.490	323
10415	1/0-EPR (EPDM)	1026	0.082	0.525	395
10416	2/0-EPR (EPDM)	1254	0.085	0.570	473
10417	3/0-EPR (EPDM)	1615	0.084	0.635	598
10418	4/0-EPR (EPDM)	2052	0.084	0.695	749
F25001*	250 MCM-EPR (EPDM)	2451	0.148	0.875	1060
F35003*	350 MCM-EPR (EPDM)	3458	0.125	0.960	1393
F50001*	500 MCM-EPR (EPDM)	4921	0.160	1.150	1890

\*Minimums and lead times may apply.  
Custom sizes and configurations available upon request.



**For information on our bulk wire products, see pages 105-107 of the Capabilities section in this catalog.**



**ROYAL® ExCELENE®**

**Coleman Cable Inc.**  
800.323.9355 • www.colemancable.com

# Notes

TEMPORARY POWER



Coleman Cable, along with its subsidiary Technology Research Corporation (TRC), has an extensive line of electrical safety products that ensures protection from dangerous current leakage that can cause electrical shock and possible electrocution. Our patented technologies enable you to protect people, property and equipment.

Coleman Cable's Shock Shield® products are every day electrical safety devices for use at home, the office, on construction sites or wherever people use portable electrical equipment. These devices are required to be used throughout the USA in accordance with the following nationally accepted regulations:

- NEC (2008) Article 590.6 Temporary Installations
- OSHA Standard for General Industry, 29 CFR, 1910 Subpart S
- OSHA Standard for Construction Industry, 29 CFR, 1926.404(b)
- UL 943

Shock Shield® products also meet Canadian Standard CSA CAN/CSA-C22.2 No. 144.1-06.

Need protection at higher voltage and higher current? Coleman Cable's HD-PRO™ series provides heavy duty ground fault protection for high current, rugged environments. The HD-PRO series of electrical protection products have been designed with TRC's patented GFCI/ELCI technology and are available with ratings from 120V/30A single phase up to 480V/100A three phase and engineered to trip within 25 milliseconds, after ground fault detection, at trip levels that range from 6mA to 50mA. The HD-PRO Series employs contactors that are fully rated for motor switching demands and designed to protect expensive high current, high voltage equipment at the point of use while offering substantial shock protection for individuals as well.

Unprotected cables are at risk for damage from vehicles and pedestrian traffic. They also pose a tripping and entanglement hazard for personnel. All can result in costly repairs and downtime. Coleman Cable's cable management system, Yellow Jacket®, provides a variety of cable protection solutions to meet your specific needs from light weight loads to heavy loads up to 21,000 pounds. These solutions support all of your on the ground requirements.

Based on data from the National Fire Protection Association, electrical failures were factors in over 13% of home fires in 2009 in the US. The special braided shield on Coleman Cable's Fire Shield™ products allows the plug-mounted electronics to continuously monitor for insulation breakdown or broken/frayed conductors. Standard electrical cords have no means of monitoring for leakage currents and cannot shut off power before these currents can arc and start a fire. Fire Shield technology is available on extension cords, a variety of surge strips. Protect your family and equipment from the damaging effects of power surges and spikes.

Coleman Cable — your sole source for high quality safety products!

### Section Index

<b>Portable GFCI</b>	
Right Angle	33
In-Line	34
Duplex & Quad Boxes	35
In-Line Quad Boxes	36
User Attachable	37
Portable ELCI & PRCD	38
Power Strip & Tri-Cords	39
Adapters & Testing Devices	40
In-Line, Heavy-Duty	41
Power Distribution	42
GFCI & ELCI Panel Mounts	43
High-Power GFCI	44
HD-PRO® GFCI/ELCI	45-47
Fire Shield® Cord Sets & Surge Strips	48
Cable Protection Systems	49
OEM Appliance Cords	50

# Portable GFCI – Right Angle

Ground Fault Circuit Interrupters



02832



03392



14880 024-3



14880 103-3

## Right Angle

Right angle models offer a variety of receptacles and cord lengths that are perfect where space is at a premium. All models are Manual Reset GFCIs.

Part Number	Length (Ft)	Description	AMP/Volt/Watt/Rating	Relay Capacity	Master Pack	Master Wt	Master Pack Cube
02832	2	12/3 SJTW Tri-Source®	15A 120V/1800W UL/CSA Listed	15A	6	9	.40
02837	25	12/3 SJEOW Tri-Source®	15A 120V/1800W UL/CSA Listed	15A	6	25	1.13
02838	50	12/3 SJEOW Tri-Source®	15A 120V/1800W UL/CSA Listed	15A	6	43	1.41
02839	100	12/3 SJEOW Tri-Source®	15A 120V/1800W UL/CSA Listed	15A	4	52	1.41
03392	2	12/3 SJTW Lighted Tri-Source®	15A 120V/1800W UL/CSA Listed	15A	4	6	.40
02834	2	12/3 SJTW Single Outlet	15A 120V/1800W UL/CSA Listed	15A	6	7	.10



## Right Angle GFCI Cord Sets

4-6mA trip, mechanical indicator, outdoor rated. 12/3 AWG, custom cord sets available upon request – consult factory.

Part Number	Reset Type	Cord Length & Type	Plug/ Receptacle	Volts/Amps	Color	Weight
14880 001-6	Manual	9" SJTW-A	NEMA 5-15P & R	120V/15A	Yellow	0.40
14880 024-3	Manual	6' SJTW-A	NEMA 5-15P & R	120V/15A	Yellow	1.0
14880 074-2	Manual	25' SJTW-A	NEMA 5-15P & R	120V/15A	Yellow	2.80
14880 122-1	Manual	50' SJTW-A	NEMA 5-15P & R	120V/15A	Yellow	4.5



4-6mA trip, mechanical indicator, outdoor rated. 12/3 AWG, custom cord sets available upon request – consult factory.

Part Number	Reset Type	Cord Length & Type	Plug/ Receptacle	Volts/Amps	Color	Weight
14880 012-6	Manual	9" SJTW-A	NEMA 5-15P & R	120V/15A	Yellow	0.60
14880 013-3	Manual	6' SJTW-A	NEMA 5-15P & R	120V/15A	Yellow	1.27
14880 018-3	Manual	25' SJTW-A	NEMA 5-15P & R	120V/15A	Yellow	3.80
14880 029-1	Manual	50' SJTW-A	NEMA 5-15P & R	120V/15A	Yellow	7.60



# Portable GFCI – In-Line

## Ground Fault Circuit Interrupters

### In-Line

In-Line models offer a variety of receptacles with 20A and 30A relay units. All models are Manual Reset GFCIs.

Part Number	Length (Ft)	Description	AMP/Volt/Watt/Rating	Relay Capacity	Master Pack	Master Wt	Master Pack Cube
02841	2.5	12/3 SJTW Tri-Source	15A 120V/1800W UL/CSA Listed	20A	6	6	63
02851	2.5	12/3 SEOW Tri-Source Extra Heavy-Duty	15A 120V/1800W UL Listed	30A	6	8	63



02841



### In-Line GFCI Cord Sets-120V/15A

4-6mA trip, lighted indicator, outdoor rated. 14/3 AWG, Black P&R, custom cord sets available upon request – consult factory. All models are Manual Reset GFCIs.

Part Number	Reset Type	Cord Length & Type	Plug/ Receptacle	Volts/Amps	Color	Weight
<b>14/3 AWG</b>						
26020 002-6	Manual	2" SJTW-A	NEMA 5-15P & R	120V/15A	Yellow	0.80
26020 121-6	Manual	2" SJTW-A	NEMA 5-15P & R Lighted Receptacle	120V/15A	Yellow	0.74
26020 007-3	Manual	6' SJTW-A	NEMA 5-15P & R	120V/15A	Yellow	1.20
26020 124-2	Manual	25' SJTW-A	NEMA 5-15P & R	120V/15A	Yellow	3.00
26020 050-1	Manual	50' SJTW-A	NEMA 5-15P & R	120V/15A	Yellow	5.20
26020 099-1	Manual	100' SJTW-A	NEMA 5-15P & R	120V/15A	Yellow	10.00
25090 001-6	Manual	2" SJTW-A	NEMA 6-15P & R	240V/15A	Yellow	0.74
25090 006-3	Manual	6' SJTW-A	NEMA 6-15P & R	240V/15A	Yellow	0.85
25090 025-2	Manual	25' SJTW-A	NEMA 6-15P & R	240V/15A	Yellow	2.33
<b>12/3 AWG</b>						
26020 011-6	Manual	2" SJTW-A	NEMA 5-15P & R	120V/15A	Yellow	0.80
26020 115-6	Manual	2" SJTW-A	NEMA 5-15P & R Lighted Receptacle	120V/15A	Yellow	0.80
26020 016-3	Manual	6' SJTW-A	NEMA 5-15P & R	120V/15A	Yellow	1.32
26020 125-2	Manual	25' SJTW-A	NEMA 5-15P & R	120V/15A	Yellow	4.31
25020 150-1	Manual	50' SJTW-A	NEMA 5-15P & R	120V/15A	Yellow	7.80



26020 002-6



25090 001-6



# Portable GFCI – In-Line

Ground Fault Circuit Interrupters



25080 011-6

## In-Line GFCI Cord Sets-120V/20A

4-6mA trip, lighted indicator, outdoor rated. 12/3 AWG, Yellow P&R, custom cord sets available upon request – consult factory.

Part Number	Reset Type	Cord Length & Type		Plug/ Receptacle	Volts/Amps	Color	Weight
25080 011-6	Manual	2"	SJTW-A	NEMA 5-20P & R	120V/20A	Yellow	0.80
25080 016-3	Manual	6'	SJTW-A	NEMA 5-20P & R	120V/20A	Yellow	1.70
25080 025-2	Manual	25'	SJTW-A	NEMA 5-20P & R	120V/20A	Yellow	4.00



26000 011-6

## In-Line GFCI Cord Sets-240V-20A

4-6mA trip, lighted indicator, outdoor rated. 12/3 AWG, Black P&R, custom cord sets available upon request – consult factory.

Part Number	Reset Type	Cord Length & Type		Plug/ Receptacle	Volts/Amps	Color	Weight
26000 011-6	Manual	2"	SJTW-A	NEMA 6-20P & R	240V/20A	Yellow	0.80
26000 016-3	Manual	6'	SJTW-A	NEMA 6-20P & R	240V/20A	Yellow	1.30
26000 125-2	Manual	25'	SJTW-A	NEMA 6-20P & R	240V/20A	Yellow	4.31



26020 097-6

## In-Line GFCI Cord Sets with Molded Locking Connectors

4-6mA trip, lighted indicator, outdoor rated. 14/3 AWG, Black P&R, custom cord sets available upon request – consult factory.

Part Number	Reset Type	Cord Length & Type		Plug/ Receptacle	Volts/Amps	Color	Weight
26020 097-6	Manual	2"	SJTW-A	NEMA L5-15P & R	120V-15A	Yellow	1.00

4-6mA trip, mechanical indicator, outdoor rated. 12/3 AWG, Yellow P&R, custom cord sets available upon request – consult factory.

Part Number	Reset Type	Cord Length & Type		Plug/ Receptacle	Volts/Amps	Color	Weight
25080 136-6	Manual	2"	SJTW-A	NEMA L5-20P & R	120V-20A	Yellow	1.00
25080-137	Manual	6"	SJTW-A	NEMA L5-20P & R	120V-20A	Yellow	1.60



# Portable GFCI – Duplex & Quad Boxes

## Ground Fault Circuit Interrupters

### Duplex Boxes

High impact resin with a slant-roof design to prevent water entry. Receptacles can accommodate large plugs. All models are Manual Reset GFCIs.

Part Number	Length (Ft)	Description	AMP/Volt/Watt/Rating	Relay Capacity	Master Pack	Master Wt	Master Pack Cube
02822	6	12/3 SJTW GFCI w test/reset buttons	15A 120V/1800W-UL Listed	20A	6	15	93
02827	25	14/3 SJEOW GFCI w test/reset buttons	15A 120V/1800W-UL Listed	20A	1	3	26
02828	50	14/3 SJEOW GFCI w test/reset buttons	15A 120V/1800W-UL Listed	20A	1	5	36



02822



### Quad Boxes

High impact resin with a slant-roof design to prevent water entry. Receptacles can accommodate large plugs. All models are Manual Reset GFCIs.

Part Number	Length (Ft)	Description	AMP/Volt/Watt/Rating	Relay Capacity	Master Pack	Master Wt	Master Pack Cube
02816	6	12/3 SJTW GFCI w handle, test/reset buttons	15A 120V/1800W-UL Listed	25A	2	6	36
02821	6	12/3 SJTW GFCI w handle, test/reset buttons	20A 120V/1800W-UL Listed	25A	2	6	36



02821



SAFETY PRODUCTS



# Portable GFCI – Quad Boxes

Ground Fault Circuit Interrupters

SAFETY PRODUCTS



14880 402-3



## Right Angle GFCI Protected Quad Boxes

4-6mA trip, with 15A breaker, mechanical indicator, outdoor rated, marine certified enclosure. 12/3 AWG, custom cord sets available upon request – consult factory.

Part Number	Reset Type	Cord Length & Type		Plug/ Receptacle	Volts/Amps	Color	Weight
14880 402-3	Manual	2'	SJTW-A	NEMA 5-15P & (4) 5-15R	120V/15A	Yellow	1.50
14880 003-3	Manual	6'	SJTW-A	NEMA 5-15P & (4) 5-15R	120V/15A	Yellow	2.02
14880 425-2	Manual	25'	SJTW-A	NEMA 5-15P & (4) 5-15R	120V/15A	Yellow	4.80
14880 450-1	Manual	50'	SJTW-A	NEMA 5-15P & (4) 5-15R	120V/15A	Yellow	10.63
14880 121-1	Manual	99'	SJTW-A	NEMA 5-15P & (4) 5-15R	120V/15A	Yellow	18.26



26020 009-3



## In-Line GFCI Protected Quad Boxes

4-6mA trip, With 15A breaker, lighted indicator, outdoor rated, marine certified enclosure. 12/3 AWG, custom cord sets available upon request – consult factory.

Part Number	Reset Type	Cord Length & Type		Plug/ Receptacle	Volts/Amps	Color	Weight
26020 009-3	Manual	6'	SJTW-A	NEMA 5-15P & (4) 5-15R	120V/15A	Yellow	2.40
26020 010-2	Manual	25'	SJTW-A	NEMA 5-15P & (4) 5-15R	120V/15A	Yellow	6.71
26020 004-1	Manual	50'	SJTW-A	NEMA 5-15P & (4) 5-15R	120V/15A	Yellow	10.65
25080 121-6	Manual	6'	SJTW-A	NEMA 5-20P & (4) NEMA 5-20R T-slots	120V/20A	Yellow	3.00
25080 122-3	Manual	25'	SJTW-A	NEMA 5-20P & (4) NEMA 5-20R T-slots	120V/20A	Yellow	2.60
25080 123-2	Manual	50'	SJTW-A	NEMA 5-20P & (4) NEMA 5-20R T-slots	120V/20A	Yellow	5.20



**Coleman Cable Inc.**  
800.323.9355 • www.colemancable.com

# Portable GFCI – User Attachable

## Ground Fault Circuit Interrupters

### User Attachable

Convert your extension cords, tools, and equipment to add GFCI protection. Convert your extension cords, tools, and equipment to add Manual Reset GFCI protection.

Part Number	Length (Ft)	Description	AMP/Volt/Watt/Rating	Relay Capacity	Master Pack	Master Wt	Master Pack Cube
02831		15A User-Attachable GFCI	15A 120V/1800W-UL/CSA Listed	15A	10	7	1.0



02831



### User Attachable In-Line GFCI

4-6mA trip, lighted indicator, outdoor rated. Accepts cable SJT from 18 to 12 AWG. Available with Yellow or Black case.

Part Number	Reset Type	Plug/ Receptacle	Volts/Amps	Color	Weight
25000 016-6	Manual		120V/20A 240V/20A Dual Voltage	Yellow	0.60
25230 001-6	Manual		120V/20A	Yellow	0.60



25000 016-6

4-6mA trip, lighted indicator, outdoor rated. Accepts cable ST from 16 to 12 AWG. Large case models available for larger cable.

Part Number	Reset Type	Plug/ Receptacle	Volts/Amps	Color	Weight
30040 006-6	Manual		120V/20A	Yellow	0.50
30050 003-3	Manual		240V/20A	Yellow	0.38



30040 006-6



### User Attachable Right Angle GFCI

4-6mA trip, mechanical indicator, outdoor rated. Accepts cable SJT from 18 to 12 AWG.

Part Number	Reset Type	Plug/ Receptacle	Volts/Amps	Color	Weight
14880 002-6	Manual	NEMA 5-15P	120V/15A	Yellow	0.33
14880 232-6	Manual	NEMA 5-15P	120V/15A	Black	0.33
54880 004-6	Manual	NEMA 5-20P	120V/20A	Black	0.33



14880 002-6



# Portable ELCI & PRCD

User Attachable



24230 101-3

## User Attachable Right Angle ELCI

10mA trip, mechanical indicator, indoor rated. Accepts cable SJT from 18 to 12 AWG.



Part Number	Reset Type	Plug/ Receptacle	Volts/Amps	Color	Weight
24230 101-3	Manual	NEMA 5-15P	120V/15A	Black	0.38



25040 101-3

## User Attachable In-Line ELCI

10mA trip (25040 101-3), 30mA trip (26140 010-6) lighted indicator. Accepts cable SJT from 18 to 12 AWG.

Part Number	Reset Type	Plug/ Receptacle	Volts/Amps	Color	Weight
25040 101-3	Manual	Indoor Rated	120V/20A 240V/16A Dual Voltage	Black	0.38
26140 010-6	Manual	Outdoor Rated	120V/20A 240V/20A Dual Voltage	Black	0.38



47010 002-6

## User Attachable In-Line PRCD

Lighted indicator, outdoor rated. Accepts cable SJTW-A from 16 to 12 AWG.

Part Number	Reset Type	Trip Level	Volts/Amps	Color	Weight
47010 002-6	Manual	10mA	230V/16A	Black	0.38
47030 001-6	Manual	30mA	230V/16A	Black	0.38



# Portable GFCI – Power Strip & Tri-Cords

Ground Fault Circuit Interrupters

## Right Angle GFCI Protected Power Strip

4-6mA trip, with 15A breaker, mechanical indicator and lighted indicator, indoor rated. 14/3 AWG.

Part Number	Reset Type	Cord Length & Type		Plug/ Receptacle	Volts/Amps	Color	Weight
14880 037-3	Manual	3'	SJTW-A	NEMA 5-15P	120V/15A	White	1.1



14880 037-3

## Right Angle GFCI Protected Tri-Cords

4-6mA trip, mechanical indicator, outdoor rated. 12/3 AWG, Black Tri-tap, custom cord sets available upon request – consult factory.

Part Number	Reset Type	Cord Length & Type		Plug/ Receptacle	Volts/Amps	Color	Weight
14880 023-6	Manual	2'	SJTW-A	NEMA 5-15P & (3)5-15R	120V/15A	Yellow	1.20
14880 226-6	Manual	2'	SJTW-A	NEMA 5-15P & (3)5-15R Lighted Receptacle	120V/15A	Yellow	1.00
14880 004-6	Manual	6'	SJTW-A	NEMA 5-15P & (3)5-15R	120V/15A	Yellow	1.60
14880 118-2	Manual	25'	SJTW-A	NEMA 5-15P & (3)5-15R	120V/15A	Yellow	4.40
14880 119-1	Manual	50'	SJTW-A	NEMA 5-15P & (3)5-15R	120V/15A	Yellow	8.00
14880 120-1	Manual	99'	SJTW-A	NEMA 5-15P & (3)5-15R	120V/15A	Yellow	15.00



14880 004-6



## In-Line GFCI Protected Tri-Cords

4-6mA trip, lighted Indicator, outdoor rated. 12/3 AWG, Black P & Tri-tap, custom cord sets available upon request – consult factory.

Part Number	Reset Type	Cord Length & Type		Plug/ Receptacle	Volts/Amps	Color	Weight
26020 008-6	Manual	2'	SJTW-A	NEMA 5-15P & (3) 5-15R	120V/15A	Yellow	1.40
26020 146-6	Manual	2'	SJTW-A	NEMA 5-15P & (3) 5-15R Light Receptacle	120V/15A	Yellow	1.40
26020 147-2	Manual	25'	SJTW-A	NEMA 5-15P & (3) 5-15R	120V/15A	Yellow	4.60
26020 148-1	Manual	50'	SJTW-A	NEMA 5-15P & (3) 5-15R	120V/15A	Yellow	8.35



26020 008-6



# Portable GFCI – Adapters & Testing Devices

GFCI Adapters, Digital Monitor & GFCI Outlet Tester



14650 013-6

## Dual Function GFCI Adapters

3-wire single outlet, single mode surge protection, 314 joules, indoor rated. 4-6mA trip, mechanical indicator. 14650-013 has booted buttons.

Part Number	Reset Type	Plug/ Receptacle	Volts/Amps	Color	Weight
14650 006-6	Manual	NEMA 5-15P & 5-15R	120V/15A	White	0.40
14650 013-6	Manual		120V/15A	Yellow	0.40



02800

## Plug-In with Surge Protection

Converts any standard receptacle into a GFCI surge protected outlet.

Part Number	Length (Ft)	Description	AMP/Volt/Watt/Rating	Relay Capacity	Master Pack	Master Wt	Master Pack Cube
02800		15A GFCI Converter for Standard Receptacles	15A 120V/1800W-UL Listed	15A	12	8	.34



AECM20020

## Digital Monitor

Accurate testing and monitoring of all AC power source types. RMS voltage and frequency meter.

Part Number	Size	Display Modes	Volts/Amps	Color	Weight
AECM20020	Approx. 2" x 3"	Volt/Freq Voltage Frequency	85 to 150 Vac RMS	Black	0.50



30090

## GFCI Outlet Tester

Power quality monitor and nuisance trip test. For ground fault and standard outlets.

Part Number	Plug/ Receptacle	Volts/Amps	Color	Weight
30090 012-6	NEMA 5-15	120V/15A	Clear	0.50



Coleman Cable Inc.  
800.323.9355 • www.colemancable.com

# Portable GFCI – In-Line, Heavy-Duty

## Ground Fault Circuit Interrupters

### In-Line GFCI Cord Sets-Heavy Duty

4-6mA trip, locking mechanical plug and receptacle, mechanical indicator, outdoor rated. 10/3 AWG, Black P&R, custom cord sets available upon request – consult factory.

Part Number	Reset Type	Cord Length & Type		Plug/ Receptacle	Volts/Amps	Color	Weight
44700 004-3	Manual	2"	SJTW-A	NEMA L5-30P & R	120V/30A	Yellow	1.40
44700 005-2	Manual	6'	SJTW-A	NEMA L5-30P & R	120V/30A	Yellow	2.40
44700 006-1	Manual	25'	SJTW-A	NEMA L5-30P & R	120V/30A	Yellow	7.70
44720 012-3	Manual	3'	SJTW-A	NEMA L6-30P & R	240V/30A	Yellow	1.25
44720 013-2	Manual	6'	SJTW-A	NEMA L6-30P & R	240V/30A	Yellow	2.40
44720 020-1	Manual	25'	SJTW-A	NEMA L6-30P & R	240V/30A	Yellow	7.70



44700 004-3



### In-Line GFCI Pressure Washer Replacement Cord Set

4-6mA trip, in-line cord set with molded right angle plug, mechanical indicator, outdoor rated. 10/3 AWG, flying leads on load side, Black plug.

Part Number	Reset Type	Cord Length & Type		Plug/ Receptacle	Volts/Amps	Color	Weight
44720 005-1	Manual	36'	SJTW-A	NEMA 6-30P	240V/30A	Black	9.13





# Portable GFCI — Power Distribution

Ground Fault Circuit Interrupters

## X-Treme Box™

The X-Treme Box™ is a portable, flexible, rugged and reliable power distribution center for all jobsite conditions. It is an economical solution for electrical hook up on any worksite. For expandability, run up to four boxes at 400ft. in series before significant voltage drop occurs. A heavy-gauge carbon-steel case with corrosion resistant finish and a steel-reinforced sled base offer excellent durability. All boxes feature seven overload protected outlets, with GFCI, open neutral and over-voltage protection on all 20A outlets. All are Rainproof NEMA 3R enclosures. New roll cage versions allow for easy stackability.

**Applications:** Commercial - for Indoor/outdoor construction residential, renovation and demolition. Entertainment for stage, concerts, broadcasting and cinema. Institution - for sports, special events and convention centers.

**Compliance:** ETL Listed US and Canada.

## Mini X-Treme Box™

The Mini X-Treme Box provides more compact and less costly work-site power distribution than our full size models. Used with our restoration adapters, these units are ideal for disaster restoration work where the only available power is from range and dryer outlets or portable generators. Features 8 GFCI, Overload, and Circuit Breaker protected 20 amp straight blade outlets.

**Compliance:** ETL Listed

**For more information on these products, see page 25 in the Temporary Power section of this catalog.**



01962



01980

# GFCI & ELCI Panel Mounts

Ground Fault Circuit Interrupters & Equipment Leakage Circuit Interruptors

## GFCI Panel Mounts

4-6mA trip, lighted indicator, normally open contacts, indoor rated. 12 AWG, 2' length on line and load.

Part Number	Reset Type	Cord Length & Type		Plug/ Receptacle	Volts/Amps	Color	Weight
32360 001-3	Auto	2'	65 STR		120V/20A	Black	0.33
33120 001-3	Auto	2'	65 STR		120V/20A	Black	0.33
33240 001-3	Auto	2'	65 STR		240V/20A	Black	0.33



4-6mA trip, lighted indicator, normally open contacts, indoor rated. No cable supplied. Quick disconnect terminals.

Part Number	Reset Type	Cord Length & Type	Plug/ Receptacle	Volts/Amps	Color	Weight
41240 001-3	Manual			120V/20A	Black	0.33



## ELCI Panel Mounts

10mA trip, mechanical indicator, normally open contacts, indoor rated. Accepts .250 female, quick disconnect terminals.

Part Number	Reset Type	Plug/ Receptacle	Volts/Amps	Color	Weight
24220 100-3	Manual		120V/20A or 240V/16A	Black	0.38



SAFETY PRODUCTS

# HD-PRO™ High-Power GFCI

Introduction to High-Power Ground Fault Circuit Interrupters



## **Avoiding electrical accidents is key to reducing liability and maximizing productivity.**

In the past facilities with high-current/ high voltage equipment, or three-phase systems, employed expensive ground fault breakers at the source of the branch circuit, or went without ground fault protection completely — leaving them open to potential non-compliance of Federal Standard 29CFR1910. TRC used its expertise to develop the world's largest selection of Ground Fault Circuit Interrupters (GFCIs) addressing the government regulation and providing protection to personnel and equipment.

### **Manufacturing/ Processing Plants**

- Food Processing Plants
- Manufacturing Plants
- Petrochemical Plants
- Bottling Plants
- Power Plants
- Water Processing Plants

### **Entertainment**

- Golf Courses
- Amusement Parks/Fairs
- Zoos
- Aquariums

### **Municipal/ Institutional**

- Airports
- Subways
- Train and Bus Stations
- Hotels
- Restaurants
- Convention Centers
- Wastewater Treatment Plants



## **The Hazards of Ground Faults**

- A Ground Fault is a dangerous electrical condition, where current flows unintentionally between a live conductor and ground.
- A Ground Fault is a significant and common hazard in the workplace for people and equipment.
- A Ground Fault can lead to shock and electrocution resulting in serious injuries or death.
- A Ground Fault can damage internal equipment damage and start fires.

## **The HD-PRO™ Series by TRC features:**

- Portable, flexible and affordable heavy-duty Ground Fault protection.
- Designed to trip within 25 milliseconds after Ground Fault detection.
- Designed for high current, rugged environments.
- Ratings from 120 Volt. / 30 Amp / Single Phase, up to 600 Volt. / 80 Amp / Three Phase.
- The HD-PRO™ 6.10.30 models feature an adjustable trip level selector.
- Offers trip level flexibility — 6, 10, or 30 mA.
- Trip selector key lock feature increases workplace safety.
- Adjustability feature provides maximum protection — avoids unwanted tripping.
- Patented GFCI/ELCI technology designed for switching duty.
- Addresses the requirements of 29CFR1910.

## **More companies are choosing HD-PRO™ for their GFCI solution**

In addition to the responsibility of compliance of Federal Standard 29CFR1910, more companies are recognizing the real impact that personal injury and equipment damage can have on their business. The benefits of using HD-PRO™ Ground Fault Protection include:

- Localized protection vs. entire branch circuit protection.
- Reduced risk of widespread downtime caused by a localized fault condition.
- High quality mechanics, designed for switching duty.
- Overall portable and affordable.

The HD-PRO™ models are the best solution for protecting expensive high-current/high-voltage equipment at the point of use while providing substantial shock protection for personnel.

**View our HD-PRO™ product line on the pages that follow. >>**

# HD-PRO® GFCI/ELCI

Ground Fault Circuit Interrupters & Equipment Leakage Circuit Interrupters

## High-Power GFCI

6mA trip. Outdoor rated. 2' length on line and load side. Configured for both in-line and bulkhead mount, lighted indicator.

Part Number	Reset Type	Cord Length & Type		Phase	AWG	Volts/Amps	Color	Weight
24130 008-1	Auto	2'	SEOW	Single	10/3	120V/30A	Black	7.00
23250 003-1	Auto	2'	SOW	Single	8/3	240V/40A	Black	7.00
25500 001-1	Auto	2'	SEOW	Three	10/4	208V/30A 240V/30A	Black	7.00



24130 008-1



## High Power ELCI-30A

10mA trip, 10/4 AWG, flying leads, outdoor rated. 2' length on line and load side, configured for both in-line and bulkhead mount, lighted indicator.

Part Number	Reset Type	Cord Length & Type		Phase	Volts/Amps	Color	Weight
24140 002-1	Auto	2'	SEOW	Single	240V/30A	Black	7.00
24500 006-1	Auto	2'	SEOW	Three	208V/30A 240V/30A	Black	4.40



24140 020-1

## High Power ELCI-60A

10mA trip, \*30mA trip for 25560 001-1, flying leads, outdoor rated 2' length on line and load side, configured for both in-line and bulkhead mount, lighted indicator.

Part Number	Reset Type	Cord Length & Type		Phase	AWG	Volts/Amps	Color	Weight
24520 001-1	Auto	2'	SEOW	Single	4/3	120V/60A	Grey	10.00
24530 001-1	Auto	2'	SEOW	Three	4/4	240V/60A	Grey	12.50
25560 001-1*	Auto	2'	SEOW	Three	4/4	380V/60A	Grey	19.00



24520 001-1

## High Power GFCI/ELCI - Adjustables, 6-10-30mA

Selectable trip levels of 6mA, 10mA & 30mA, flying leads, outdoor rated. 2' length on line and load side, configured for both in-line and bulkhead mount, lighted indicator.

Part Number	Reset Type	Cord Length & Type		Phase	AWG	Volts/Amps	Color	Weight
24846 001-1	Auto	2'	SOW	Three	8/5	208V/30A 240V/30A	Grey	8.00
24542 001-1	Auto	2'	SEOW	Three	4/4	208V/60A 240V/60A	Grey	8.90
24646 001-1	Auto	2'	SEOW	Three	10/4	480V/30A	Grey	7.00
24672 001-1	Auto	2'	SEOW	Three	4/4	480V/60A	Grey	10.25
24396 001-1	Auto	2'	SEOW	Single	10/3	277V/30A	Grey	5.50



24846 001-1

SAFETY PRODUCTS



Coleman Cable Inc.

800.323.9355 • www.colemancable.com

# HD-PRO® GFCI/ELCI

Ground Fault Circuit Interrupters & Equipment Leakage Circuit Interruptors

SAFETY PRODUCTS



24946 003-1

## High Power GFCI/ELCI-Adjustables, 6-10-30mA

Selectable trip levels of 6mA, 10mA & 30mA, flying leads, outdoor rated. 2' length on line and load side, configured for both in-line and bulkhead mount, lighted indicator.

Part Number	Reset Type	Cord Length & Type		Phase	AWG	Volts/Amps	Color	Weight
24946 003-1	Auto	2'	SEOW	Three	4/4	600V/60A	Grey	18.00
24786 001-1	Auto	2'	SEOW	Three	4/4	208V/80A 240V/80A	Grey	14.00
24796 001-1	Auto	2'	SEOW	Three	4/4	480V/80A	Grey	18.00
24992 001-1	Auto	2'	SEOW	Three	4/4	600V/80A	Grey	17.00



44610 001-1

## High Power GFCI/ELCI-Adjustables, 6-10-30mA

Selectable trip levels of 6mA, 10mA & 30mA, configured for both in-line and bulkhead mount. Line and load side conduit connect, lighted indicator.

Part Number	Reset Type	Cord Length & Type		Phase	Volts/Amps	Color	Weight
44610 001-1	Auto			Three	208V/30A 240V/30A	Grey	13.50
44640 001-1	Auto			Three	208V/60A 240V/60A	Grey	14.00
44620 001-1	Auto			Three	480V/30A	Grey	14.00
44630 001-1	Auto			Three	480V/60A	Grey	14.50



## High Power Equipment Ground Fault Protective Device (EGFPD) Adjustables, 10-30-50mA

Selectable trip levels of 10mA, 30mA & 50mA, configured for both in-line and bulkhead mount. Line and load side conduit connect, lighted indicator.



44110 012-1

Part Number	Reset Type	Cord Length & Type		Phase	Volts/Amps	Color	Weight
44110 012-1	Auto			Three	208V/30A 240V/30A	Grey	13.50
44140 012 1	Auto			Three	208V/60A 240V/60A	Grey	14.00
44120 012-1	Auto			Three	480V/30A	Grey	14.00
44130 012-1	Auto			Three	480V/60A	Grey	14.50



**Coleman Cable Inc.**  
800.323.9355 • www.colemancable.com

# Fire Shield® Cord Sets & Surge Strips

Leakage Current Detection Interruptors

## LCDI Cord Sets

Cord fire (LCDI) protection, cord leakage trip level 2.0-2.6mA, outdoor rated, 14/3 AWG.

Part Number	Reset Type	Cord Length & Type	Plug/ Receptacle	Volts/Amps	Color	Weight
14880 035-2	Manual	25' FireShield®	NEMA 5-15P & R	120V/15A	Yellow	3.25
14880-244	Manual	50' FireShield®	NEMA 5-15P & R	120V/15A	Yellow	4.80



14880 035-2



## LCDI Protected Surge Strips

Cord fire (LCDI) protected surge strips with 15A breaker, indoor rated. 14/3 AWG. The ONLY cord that prevents cord fires, surges and overloads.

Part Number	Reset Type	Cord Length & Type	Plug/ Receptacle	Volts/Amps	Color	Weight
90802-3	Manual	3' 1350	6 Outlets	120V/15A	White	1.20
90814-2	Manual	6' 3500	8 Outlets Coax/Cable & Phone/Fax Modem Protection	120V/15A	White	1.75
90885-3	Manual	12' 1350	6 Outlets	120V/15A	White	2.65



90802-3



SAFETY PRODUCTS






# Cable Protection Systems

Heavy-Duty & Light-Duty Cable Protectors

SAFETY PRODUCTS



31104

## Heavy-Duty Cable Protection Systems

Load bearing capacity of 80,000 lbs., or 21,000 lbs. per axle. 5 channel and 3 Channel. All female connectors.

Part Number	Channel	Channel Type	L x W x H	Slot Size	Color	Weight
31104	5	Linear	36"x19"x2"	1.25"	Yellow Black	31.00
31107	5	End Cap Set	6"x19"x2"	1.25"	Yellow Black	8.00
31106	5	Right Turn	25"x19"x2"	1.25"	Yellow Black	17.00
31105	5	Left Turn	25"x19"x2"	1.25"	Yellow Black	17.00
31112	5	T-Section	38"x38"x2"	1.25"	Yellow Black	42.00
31100	3	Linear	36"x20"x3"	2.25"	Yellow Black	34.00
31103	3	End Cap Set	6"x20"x3"	2.25"	Yellow Black	19.00
31102	3	Right Turn	25"x20"x3"	2.25"	Yellow Black	23.00
31101	3	Left Turn	25"x20"x3"	2.25"	Yellow Black	23.00



31108

## Light Duty Cable Protection System

Load bearing capacity of 10,000 lbs., Compatible with other manufacturers. Not compatible with Yellow Jacket connectors. Freight not included.

Part Number	Channel	Channel Type	L x W x H	Slot Size	Color	Weight
31108	5	Linear	36"x19"x2"	1.25"	Yellow Black	22.00
31109	5	End Cap Set	6"x19"x2"	1.25"	Yellow Black	7.00
31110	5	"Y" for Left & Right Turns	22"x22"x2"	1.25"	Yellow Black	13.00
31113	5	T Section	17.5"x17.5"x2"	1.25"	Yellow Black	12.00

# OEM Appliance Cords

LCDI

## OEM Appliance Cords - LCDI 120/240V up to 30Amps

Fire Shield® OEM appliance cords are essential for applications such as heaters, air conditioners, humidifiers, fans, etc. The National Electric Code (NEC) and Underwriters Laboratories (UL) require the use of either an Arc Fault Circuit Interrupter (AFCI) or a Leakage Current Detection and Interruption (LCDI) protected cord set on all cord and plug connected room air conditioners. Fire Shield® appliance cords meet these requirements. Fire Shield® LCDIs are available in 2- and 3-wire versions in virtually any length. The product is configured for 15, 20 or 30 amps and #16 gauge to #10 gauge wire to suit your application.



**Our sales consultants are available to discuss your OEM cord needs.**

**SAFETY PRODUCTS**



**Coleman Cable Inc.**  
800.323.9355 • [www.colemancable.com](http://www.colemancable.com)

# Notes

When the job must go on, rely on Coleman Cable’s complete line of lighting products to light the way. For the times when the weather does not cooperate or the job goes on into the night, be prepared.... make CCI lighting products part of your everyday tool list.

**Worklights –** Worksites are big places and require a lot of light to make them safe. With the addition of The Designer’s Edge® line of worklights and handhelds, CCI now offers some of the most innovative, best performing, and feature-rich products in the industry. With unique convenience features, lighting technologies, and industry-leading outputs, these products will quickly be the staples of every jobsite.

**Handlamps –** A complete line of standard duty hand lamps designed to fit most applications and locations. Economical and flexible in design, these are the workhorses for most jobsites. You will find a task light for almost every job you are looking to accomplish.

**Construction Lights –** Lighting strings, temp lights, and tower lights are the traditional ways that jobsites are lit up. Coleman Cable offers products that meet the requirements of most job sites with economy and performance in mind. We have the standard products you need for small, medium and large jobsites.

Don’t be caught in the dark! OSHA inspectors and safety engineers frequently find their way to jobsites, looking for safety violations. One of the most common violations is insufficient light and dark areas. OSHA regulation 1926.56 defines the minimum requirements based on job type or operation. We have provided that information in our technical reference section. Make sure your worksite has enough light. Select the right lights for your worksite.

CCI – Light with the best.

### Section Index

<b>Contractor Series Halogen Worklights</b>	<b>53-54</b>
<b>Pro Series &amp; Pro Plus Halogen Worklights</b>	<b>55-56</b>
<b>EcoZone™ Series Worklights</b>	<b>57-58</b>
<b>Goliath™ Series Metal Halide Worklights</b>	<b>59-60</b>
<b>Hand Held Lamps</b>	
<b>Incandescent</b>	<b>61-62</b>
<b>LED &amp; CFL</b>	<b>63-64</b>
<b>Fluorescent &amp; LED</b>	<b>65</b>
<b>Metal Halide Temporary Light</b>	<b>66</b>
<b>String Lights</b>	<b>67-68</b>
<b>Specialty Lighting</b>	<b>69-70</b>
<b>LED Cordless Task Light</b>	<b>71</b>
<b>Worklight Bulbs &amp; Accessories</b>	<b>72-73</b>

# Contractor Series Halogen Worklights



L33



L845



L14SLED



CCI offers an expanded line of heavy-duty die cast Power Light halogen worklights for any residential, light commercial construction or maintenance project. The compact designs and variety of both lumen output and base options offer convenient, easily transported models for ultra-mobility and versatility, from 35W clamp-on small space lighting to 1,000W directional wide-area site lighting. All lights include Shadow Fighter™ grills. Sled-base and Tri-Pod options offer maximum versatility for directional lighting.

- FEATURES & BENEFITS:**
- Heavy-duty, die-cast frame provides years of service
  - Shadow Fighter™ grills maximize light output
  - Compact design offers great portability
  - Hooks and clamps on the 35W and 250W offer over-head small space light option
  - Tri-pod model offers 500W or 1,000W directional lighting with a sled base for ultra-versatility

- CONSTRUCTION:**
- Heavy-duty, die-cast, powder coated frames
  - Shadow Fighter™ grills
  - Tempered high heat glass
  - Heavy-duty polypropylene Worklight Tool Tray has a universal mounting bracket

- APPLICATIONS:**
- Large residential construction projects
  - Small commercial construction projects
  - Maintenance projects

- INDUSTRY APPROVALS:**
- UL Listed
  - cUL Listed

# Contractor Series Halogen Worklights

Part Number	Wattage/ Stages	Description	Switch	Bulbs	Cord Gauge	Cord Length	Lumens	Multiple
L855	35W	Bullet Clamp Light	Y	2 x 35W (1 spare)	18/3	3'	450	4
L860	250W	"S" Sled Base	N	1 x 250W	18/3	1'	4,000	12
L845	250W	Clamp Light	WP	1 x 250W	18/3	5'	4,000	12
L33	500W	"S" Sled Base	WP	1 x 500W	18/3	3'	8,000	6
L1719	500W	2-In-1 Twin Tripod (48" max) & Sled Base	2 WP	2 x 250W	18/3	4'	8,000	4
L10SLED	500W	2-In-1 Single Tripod (50" max) & Sled Base	WP	1 x 500W	18/3	4'	8,000	2
L5509	500W	Worklight Powerstation w/ Cord Storage Reel that holds 50' of 12/3, 70' of 14/3 or 90' of 16/3 (unit is green)	CB	2 x 500W (1 spare)	14/3	3'	10,000	2
L14SLED	1,000W	2-In-1 Twin Tripod (68" max) & Sled Base	2 WP	2 x 500W	18/3	5'	20,000	2
<b>Accessories</b>								
L500	Worklight Tool Tray							6

Weatherproof Switch (WP)

Circuit Breaker/Switch (CB)

Spare lamps not included.

For replacement bulbs, please see page 72-73 or call customer service.



L500



# Pro Series & Pro Plus Halogen Worklights



L113

CCI offers a vastly expanded line of extra-large, heavy-duty die cast housing halogen worklights. These Pro Series Power Light worklights are suitable for any large residential, commercial construction or maintenance project. The robust designs and variety of unique lumen outputs and base options offer convenient, mobile lighting with great versatility, from 250W clamp-on lighting to 1,400W directional wide-area site lighting. Many models offer at least 2 stages of light wattage output for ultimate lighting choices. All lights include Shadow Fighter™ grills and a heavy-duty construction from frame to stand.



L5200

- FEATURES & BENEFITS:**
- Robust design offers durability and many years of service on any jobsite
  - Weatherproof switches provide protection from water and dust
  - Foam handle and skid-free feet offer comfort and ease in transportation and set-up
  - Wide Angle units offer 160° wall to wall light output
  - Storage tubes with extra bulb(s) save time on the jobsite
  - Shadow Fighter™ grills maximize light output

- CONSTRUCTION:**
- Heavy-duty, extra-large die-cast frames with powder coated finish
  - Shadow Fighter™ grills
  - Tempered high heat glass
  - Weatherproof switches
  - 500W; 600W; 700W; 1000W; 1200W and 1400W units have various light output stages

- APPLICATIONS:**
- Residential construction projects
  - Commercial construction projects
  - Industrial construction projects
  - Large maintenance projects

- INDUSTRY APPROVALS:**
- UL Listed
  - cUL Listed



L5502



# Pro Series & Pro Plus Halogen Worklights

Part Number	Wattage/ Stages	Description	Switch	Bulbs	Cord Gauge	Cord Length	Lumens	Multiple
<b>Pro Series (RED)</b>								
L878	250W	4-N-1 Combo (clamp, hanging hook, s-base & yard stake)	WP	1 x 250W	18/3	3'	4,000	3
L5200	250/500W	Wide Angle Sled Base	2 WP	3 x 250W (1 spare)	18/3	5'	8,000	6
L38DB	600W	Sled Base	2 WP	3 x 300W (1 spare)	18/3	5'	10,800	6
L19	300/600W 900/1,200W	Tripod (76" max) & Sled Base	2 WP	5 x 300W (1 spare)	18/3	7'	21,600	2
<b>Pro Plus Series (Green)</b>								
L41HD	500W	Wall Mounted Arm / Dock Light	WP	2 x 500W (1 spare)	18/3	10'	8,000	1
L113	500W	Spring Mounted Roll Cage	WP	2 x 500W (1 spare)	18/3	10'	8,000	2
L5500	200/500/700W	Sled Base	2 WP	2 x 200W (1 spare) 2 x 500W (1 spare)	18/3	5'	13,200	4
L5203	500/1,000W	Wide Angle Sled Base	2 WP	3 x 500W (1 spare)	18/3	5'	20,000	2
L5502	200/400/500W 700/1,000W 1,200/1,400W	Tripod (76" max) & Sled Base	2 WP	3 x 200W (1 spare) 3 x 500W (1 spare)	18/3	7'	26,400	2

Weatherproof Switch (WP)

For replacement bulbs, please see page 72-73 or call customer service.



# EcoZone™ Series Worklights



L1301

CCI offers a line of heavy-duty EcoZone™ Power Light LED and CFL worklights for any residential, light commercial construction or maintenance project. The compact designs and variety of both cool-running bulb and base options offer convenient, easily transported models for ultra-mobility and versatility. Sled-base, clamp and Tri-Pod options offer maximum versatility for directional and wide-area lighting, including 360° lighting.

- FEATURES & BENEFITS:**
- CFL or LED bulbs provide cool-running safety and energy efficiency
  - Compact design offers great portability
  - Rechargeable fixture runs up to 4 hours on full charge

- CONSTRUCTION:**
- Heavy-duty frames and polymeric housing
  - Non-slip handle and feet
  - Rechargeable unit lasts up to 4 hours on full charge

- APPLICATIONS:**
- Small residential construction projects
  - Small commercial construction projects
  - Maintenance projects

- INDUSTRY APPROVALS:**
- UL and cULus Listed applies to L2004 & L2005
  - cCSAus applies to L2006
  - Runs up to 4 hours



L2005



L2006

# EcoZone™ Series Worklights

Part Number	Wattage/ Stages	Description	Switch	Bulbs	Cord Gauge	Cord Length	Lumens	Multiple
L2004	65W (300W eq.)	CFL Sled Base	yes	1 x 65W fl.	18/3	5'	4800	4
L2006	65W (300W eq.)	CFL 360 degree Portable Work Light w/ Wall Bracket	WP	1 x 65W fl.	16/3	5'	4800	4
L2005	130W (600W eq.)	CFL Tripod (76" max) & Sled Base	2 WP	2 x 65W fl.	18/3	7'	10800	1
L1306		108 LED Hand Held	WP	108 LED	n/a	15'	1200	6
L1301		180 LED Rechargeable Hand Held	WP	180 LED	n/a	n/a	1600	4
<b>Accessories</b>								
L500	Worklight Tool Tray							6

Weatherproof Switch (WP)

For replacement bulbs, please see page 72-73 or call customer service.



L500

# Goliath™ Series Metal Halide Worklights

Goliath™

CCI offers an industrial line of heavy-duty die cast Goliath™ metal halide worklights for commercial construction, highway or maintenance projects. The robust portable designs offer convenient, easily transported models for ultra-mobility and versatility, from the unique 1,000W sled base lighting to 2,000W directional wide-area site lighting. All lights include Shadow Fighter™ grills.

- FEATURES & BENEFITS:**
- Heavy-duty, die-cast housing and frame provide years of service.
  - Shadow Fighter™ grills maximize light output.
  - Weatherproof switches provide long-life reliability.
  - Heavy-duty power cord and plugs offer on-site reliability.
  - Hinged frame for greater portability.

- CONSTRUCTION:**
- Heavy-duty, extra-large die-cast frames with powder coated finish.
  - Shadow Fighter™ grills.
  - Tempered high heat glass.
  - Weatherproof switches.
  - 1,000W model has a 20A L5-20p grounded plug.
  - 2,000W has a generator platform and 30A L5-30p grounded plug.
  - 2,000W model fully extends to 10' high.

- APPLICATIONS:**
- Large outdoor/indoor commercial construction and highway projects.
  - Large outdoor/indoor industrial maintenance projects.

- INDUSTRY APPROVALS:**
- cUL Listed 1,000W model.
  - cCSAus on 2,000W model.



L4211



L4210

# Goliath™ Series Metal Halide Worklights

Goliath™

Part Number	Wattage/ Stages	Description	Switch	Bulbs	Power Cord	Lumens	Multiple
L4210	1000W	Metal Halide Floor Unit	WP	1 x 1000W	1 x 12/3 15' w/ 20A Plugs	100,000	1
L4211	1000/2000W	Metal Halide Heavy Duty Telescoping Unit Extends 6'-10'	2 WP	2 x 1000W	2 x 12/3 15' w/ 30A Plugs	200,000	1

Weatherproof Switch (WP)

For replacement bulbs, please see page 72-73 or call customer service.





# Hand Held Lamps

Incandescent

LIGHTING



05857

## Polar/Solar®

Heavy-duty work lights featuring Coleman's exclusive T\*Prene" insulated Polar/Solar" cord. Stays flexible under all temperature extremes to -67°F. Exclusive one-piece injection molded handle. Grounded, vinyl coated metal guard with switch and side outlet. 75 Watt maximum bulb. Oil and chemical resistant.

Part Number	Description	Wire Ga/Cond	Wire Type	Color	Length (Ft)	Package Type	125v Rating	Master Pack	Master Wt.	Master Pack cube
05657	Metal Guard w/outlet	14/3	SJE0	Yellow	25	Sleeve	15A	6	6	2.06
05658	Metal Guard w/outlet	14/3	SJE0	Yellow	50	Sleeve	15A	6	30	2.06
05857	Metal Guard w/outlet	16/3	SJE0	Yellow	25	Sleeve	13A	6	13	1.43
05858	Metal Guard w/outlet	16/3	SJE0	Yellow	50	Sleeve	13A	6	23	1.91
Industrial Work Lights										
05337*	Metal Guard	18/3	SJE0	Yellow	25	Sleeve	10A	12	26	3.01
05338*	Metal Guard	18/3	SJE0	Yellow	50	Sleeve	10A	6	21	1.78

\* Note: These products do not have a switch or outlet, UL listed only.



2893

## Yellow Jacket® Work Lights

Yellow Jacket® Work Lights feature flexible wire, high heat resistant bulb collar, grounded metal guard, 13 amp grounded receptacle in handle and dual hooks. Hex-shaped cage helps direct light where it's needed. Coated wire cage keeps hot reflector from skin or upholstery. 75 Watt bulb rating.

Part Number	Description	Wire Ga/Cond	Wire Type	Color	Length (Ft)	Package Type	125v Rating	Master Pack	Master Wt.	Master Pack cube
2893	Metal Guard w/outlet	16/3	SJT	Yellow	25	Sleeve	13A	12	30	3.01
2948	Metal Guard w/outlet	16/3	SJT	Yellow	50	Sleeve	13A	4	16	1.39



**Coleman Cable Inc.**  
800.323.9355 • www.colemancable.com

# Hand Held Lamps

Incandescent

## Luma Site® Work Lights

Luma-Site® Work Lights represent both durability and practicality. Lightweight construction makes handling them effortless, but don't let the lack of weight fool you! Constructed from tough PVC, these lights can stand the rigors of almost any work environment. All Luma-Site® Work Lights come standard with power switches and bulb cages for fast light bulb changes. 75 Watt bulb maximum.



05408



05327

Part Number	Description	Wire Ga/Cond	Wire Type	Color	Length (Ft)	Package Type	125v Rating	Master Pack	Master Wt.	Master Pack Cube
<b>Two Conductor, Polypropylene</b>										
05006	Plastic Guard	18/2	SJT	Orange	15	Sleeve	75W	12	14	1.98
05007	Plastic Guard	18/2	SJT	Orange	25	Sleeve	75W	12	19	2.04
<b>Three Conductor, Polypropylene Guard with Outlet and Switch</b>										
05307	Plastic Guard w/outlet	18/3	SJT	Orange	25	Sleeve	10A	12	22	2.22
05407	Plastic Guard w/outlet	16/3	SJT	Orange	25	Sleeve	13A	6	13	1.49
05408	Plastic Guard w/outlet	16/3	SJT	Orange	50	Sleeve	13A	6	24	1.97
<b>Three Conductor, Grounded Metal Guard with Side Outlet and Switch</b>										
05327	Metal Guard w/outlet	18/3	SJT	Orange	25	Sleeve	10A	12	23	1.91
05328	Metal Guard w/outlet	16/3	SJT	Orange	50	Sleeve	10A	6	20	1.36
05427	Metal Guard w/outlet	16/3	SJT	Orange	25	Sleeve	13A	12	28	2.02
05428	Metal Guard w/outlet	16/3	SJT	Orange	50	Sleeve	13A	6	24	1.49

Made to meet OSHA Specifications 

## The Designer's Edge® Work Lights

Part Number	Wattage	Description	Duty	Type	Bulbs	Cord Gauge & Length		Outlets	Guard	Lumens	Multi
E237	75W Max	Trouble Light	Economy	Incandescent	n/a	18/2	6'	n/a	Plastic	1200 (75W)	4
E233	75W Max	Trouble Light	Hard Use	Incandescent	n/a	16/3	6'	2 x NEMA 5-15R	Metal	1200 (75W)	4



**LUMA-SITE®**



**Coleman Cable Inc.**  
800.323.9355 • www.colemancable.com

# Hand Held Task Worklights

LED & CFL



L1920

CCI offers an expanded line of handheld task lighting solutions for construction projects that demand tough, convenient lights for smaller workspaces. These molded handhelds are designed for years of service in any construction and general maintenance projects. The compact designs offer light weight models in a variety of bulb choices for ultra-mobility and energy efficiency. Comfort grip handles and construction-duty grills and/or lenses offer convenience, durability and maximum light output.

- FEATURES & BENEFITS:**
- Rugged, light-weight, molded frames provide convenient mobility and years of service.
  - Incandescent, CFL or LED designs offer a variety of light/lumen outputs.
  - Compact design with ergonomic handles offers great portability and comfort.
  - Rubbereze™ on L series offers non-slip, comfort grips.
  - Rechargeable units operate for 5 or 6 hours offering ultra-portability.
  - Super bright 36 or 72 LED and CFL models offer energy efficiency.



L1925

- CONSTRUCTION:**
- L contractor 120v series offer folding hooks; self-standing bases; outlet and on/off switches.
  - Heavy duty 3mm chrome metal grills on L contractor series.
  - High visibility orange; red; yellow or green colors.
  - Lithium rechargeable battery on 12v units.

- APPLICATIONS:**
- Residential construction or maintenance projects.
  - Commercial construction or maintenance projects.

- INDUSTRY APPROVALS:**
- UL Listed.
  - cUL Listed.

# Hand Held Task Worklights

## LED & CFL

### The Designer's Edge® LED Work Lights

Part Number	Wattage	Description	Duty	Type	Bulbs	Cord Gauge & Length	Outlets	Guard	Lumens	Multi
L1924	60W eq.	Rechargeable Trouble Light	Standard	LED	36 LED	n/a n/a	n/a	Metal	90	4
L1925	120W eq.	Rechargeable Trouble Light	Standard	LED	72 LED	n/a n/a	n/a	Metal	180	4
L1922	60W eq.	Trouble Light	Hard Use	LED	36 LED	16/3 6'	1 x NEMA 5-15R	Metal	90	4
L1923	120W eq.	Trouble Light	Hard Use	LED	72 LED	16/3 6'	1 x NEMA 5-15R	Metal	180	4



### The Designer's Edge® Fluorescent Work Lights

Part Number	Wattage	Description	Duty	Type	Bulbs	Cord Gauge & Length	Outlets	Guard	Lumens	Package	Master Pack	Master Wt.	Master Pack Cube
L1797	13W (60W eq.)	Trouble Light	Economy	CFL	1 x 13W	18/2 6'	n/a		825	Sleeve	6	12.00	.41
L1920	13W (60W eq.)	Trouble Light	Hard Use	CFL	1 x 13W	16/3 6'	1 x NEMA 5-15R	Metal	825	Sleeve	4	5.20	.51
L1921	26W (120W eq.)	Trouble Light	Hard Use	CFL	2 x 13W	16/3 6'	1 x NEMA 5-15R	Metal	1650	Sleeve	4	6.00	.67



# Hand Held Lamps

Fluorescent & LED



05364



05999



05930



05952

## Luma Site® Fluorescent Lights

Engineered to provide maximum light, Luma-Site® Fluorescent Lights were created specifically for the professional. A compact casing ensures the light can be placed in the tightest of spots and a convenient on/off switch guarantees you will have glare-free light only when you are ready. The ergonomic design means the light will sit comfortably in your hand even after an extended period of time. Should you need to work using both hands, a collapsible swivel hook allows you to hang the light in virtually any direction.

Part Number	Wire GA/Cond	Wire Type	Handle Color	Length (Ft)	Package Type	125V Rating	Master Pack	Master Wt	Master Pack Cube
<b>26 Watt with Outlet &amp; Detachable Magnet-2 Switches/2 Bulbs/2 Hooks</b>									
05364	16/3	SJT	Black	25	Sleeve	13A	4	16	1.04
<b>26 Watt with Outlet</b>									
05926	16/3	SJT	Black	10	Sleeve	13A	4	8	.64
<b>13 Watt with Outlet</b>									
05929	16/3	SJT	Red	15	Sleeve	13A	6	13	.67
05998	16/3	SJT	Red	2	Sleeve	13A	6	19	.43
<b>13 Watt with Outlet, Wall Bracket and detachable Magnet</b>									
05999	16/3	SJT	Red	15	Sleeve	13A	6	21	1.60
<b>13 Watt</b>									
05930	18/2	SJT	Yellow	15	Sleeve	-	6	13	.69
05931	18/2	SJT	Yellow	25	Sleeve	-	6	18	.82



## LED Work Lights

Coleman Cable's long-life LED Work Lights bring durability, practicality and functionality to the work site. The TwistBrite™ is an LED work light with a flexible neck which allows light to be positioned in multiple ways. The TwistBrite also includes a PVC-coated magnet on the base of the unit for quick attachment to many metal surfaces. Product ships in a merchandising blister pack that includes batteries.

Part Number	Description	Package Type	Master Pack	Master Wt.	Master Pack Cube
05952	TwistBrite -Ultra Brite LED with Flexible Neck	Clamshell4	4	6	0.84



**LUMA-SITE®**

**Coleman Cable Inc.**  
800.323.9355 • www.colemancable.com

# Metal Halide Temporary Light

Pulse Start

## Metal Halide Temporary Light - Pulse Start

NEC compliant pulse start lamp with 36,000 initial lumens, 20,000 hours of bulb life and 50% faster warm-up. Hot restart in less than half the time of a standard probe start metal halide system. Fast plug-in installation and spring-loaded hook. Knock-outs for hard wire and local codes.

Part Number	Watts	Guard Type	Bulb Type	Cord Length	Master Pack	Master Wt	Master Pack Cube
07605*	400	10" Wire Guard	Type "0"	6ft	1	26	1.74

\* NEC 2005

Made to meet  
**OSHA**  
Specifications



07605



# String Lights

Cord-O-Lite™

LIGHTING



07538

## Industrial Cord-O-Lite™

Our most rugged lighting system. Heavy duty 12/3 SJTW (yellow) cord with molded light sockets. Accommodates A-23 type bulbs up to 150 watts. Available with coated-metal lamp guards, or easy-open snap-on plastic guards. Standard 15 amp molded or 20 amp locking ends.

Part Number	Length (Ft)	Description	Guard	NEMA Plug	NEMA Receptacle	Compliance	Master Pack	Master Wt	Master Pack Cube
07538	50	12/3 SJTW 300v	*Coated Metal	5-15P	5-15R	UL; NEC; OSHA	1	11	1.2
07539	100	12/3 SJTW 300v	*Coated Metal	5-15P	5-15R	UL; NEC; OSHA	1	27	1.97
07548	50	12/3 SJTW 300v	Plastic	5-15P	5-15R	UL; NEC; OSHA	1	9	1.20
07549	100	12/3 SJTW 300v	Plastic	5-15P	5-15R	UL; NEC; OSHA	1	25	1.97
07569	100	12/3 SJTW 300v	Plastic	L5-20P	L5-20R	UL; NEC; OSHA	1	25	1.97



07145

## Economy String Lights

Part Number	Length (Ft)	Description	Guard	NEMA Plug	NEMA Receptacle	Compliance	Master Pack	Master Wt	Master Pack Cube
<b>15 Amp</b>									
07145*	100	14/2 SJTW 300v	Plastic	1-15P	-	UL; NEC; OSHA	1	14	2.15
E400	100	14/2 SJTW	Plastic	1-15P	-	UL; NEC; OSHA	2	25	.61
E401	50	14/3 SJTW	Plastic	5-15P	5-15C	UL; NEC; OSHA	2	17.5	.59

\*Guards are pre-assembled onto lamp sockets to save labor and installation time.

Made to meet  
OSHA Specifications  




07200

## Replacement Guards

Part Number	Description	Master Pack Cube
07200	Coated Metal for Cord-O-Lite™	1.13
07300	Plastic for Economy Cord-O-Lite™	1.05
07500	Plastic for Cord-O-Lite™	1.05



07300

Made to meet  
OSHA Specifications  




**Coleman Cable Inc.**  
800.323.9355 • www.colemancable.com

# String Lights

Cord-O-Lite™

## Cord-O-Lite™ CFL String Lights

Temporary lighting string for use with 105 W max compact fluorescent bulbs. Molded lampholders are attached to 14/3 SJTW flexible cord. Nominal operating voltage is 125VAC 60 Hz, and maximum string wattage is 1875W. NEC complaint.

Part Number	Length	Plug/Connector	Number of Lampholders	Master Pack	Master Wt	Master Pack Cube
07517	25ft	Straight blade 5-15 P/R	2	1	9	.61
07518	50ft	Straight blade 5-15 P/R	3	1	19	1.00
07519	100ft	Straight blade 5-15 P/R	6	1	35	1.30
07527	25ft	Twist-lock L5-20 P/R	2	1	9	.61
07528	50ft	Twist-lock L5-20 P/R	3	1	19	1.00
07529	100ft	Twist-lock L5-20 P/R	6	1	35	1.30

For replacement lamps, please see page 72-73 or contact customer service.



LIGHTING

# Specialty Lighting

The Designer's Edge®

LIGHTING



## Metal Halides/Industrial Lighting

CCI Offers a wide variety of commercial and industrial lighting fixtures for high and low bay applications. We accentuate this line with a selection of appropriate and convenient mounting hardware and accessories to make the installations complete.



## HeatZone®

The HeatZone® line of outdoor heat lamps offer solutions to any outdoor, marine, or commercial application where someone finds themselves out in the cold. Using infrared and convection technologies and a variety of configurations, these products are both effective and convenient supplementary heat sources. From work benches and maintenance areas to patios and docks, CCI has a style of fixture to complement any space.



## Security Lighting

Security lighting is the least expensive, most effective investment to prevent theft and vandalism. CCI's line of The Designer's Edge™ security lighting is one of the most innovative and complete brands of security and motion-activated lighting products available. We offer all the standard technologies, innovative LED and sensor products, colors and finishes, and accessories. Please visit [designersedge.com](http://designersedge.com) to see the entire line of security lighting and select to right product for you.

# Specialty Lighting

The Designer's Edge®

## Farm Lighting

CCI offers a selection of rugged, industrial farm lighting products designed for the flexibility to be mounted in most any indoor and outdoor location. Open, enclosed, hanging, fixed and reflector models provide solutions for most farm-style lighting applications.



## Landscape lighting

Why not highlight your biggest investment with landscape and accent lighting. CCI's line of landscape lighting offers a wide selection of halogen, incandescent, fluorescent and LED lights in a variety of finishes, styles, and configurations. Combined with a variety of controls, low voltage, and solar options, these products are configurable and flexible to meet most landscape needs.



## Clamp and Brooder Lamps

CCI has one of the most well known names in the brooder and reflector lamps. These economical products heat small areas and provide convenient temporary lighting. A broad selection of sizes, clamp designs, and wattages meet the needs of contractors, farmers, and painters.



LIGHTING



**Coleman Cable Inc.**  
800.323.9355 • [www.colemancable.com](http://www.colemancable.com)

# LED Cordless Task Light



L1407

## LED Cordless Task Light

CCI's new LED Cordless Task Lights are ideal for putting ultra-portable light where electrical outlets are not readily available. They are suitable for nearly any task in tight spaces. These versatile lights emit 32 lumens (7 watt equivalent) from 24 super bright 50,000 hour-rated LEDs that last up to 30 years. AAA batteries, included, provide 6 hours of run-time. This task light offers 16 LEDs for wider area lighting; 8 LEDs for a directional spotlight and a laser pointer for jobsite accuracy. The heavy-duty magnet; dust and weatherproof covered on/off switch; impact resistant aerospace grade aluminum body in an anti-roll design all make this light unique and contractor-friendly.

### FEATURES & BENEFITS:

- 8 3/4" aerospace grade aluminum body provides impact resistance in a compact size.
- Anti-roll body design makes it easy to use on any jobsite.
- Dust and weatherproof covered on/off switch keeps out dirt and controls wide area/spot/laser lights individually.
- 24 super bright LEDs last 50,000 hours or up to 30 years.
- 32 lumen output (7 watts) emit clear, bright light.
- Laser pointer to help identify specific issues on jobsites or industrial applications.
- 3 AAA batteries (included) provide 6 hours of use.
- Heavy duty magnet provides ultimate hands-free convenience for directional lighting.

### PRODUCT CONSTRUCTION:

- Anti-roll, 8 3/4" aerospace grade aluminum body.
- Dust and weather resistant on/off switch.
- Wide area; spotlight or laser pointer.
- Heavy-duty magnet.
- 12 Pack Display Box includes: 6 black; 2 red; 2 blue and 2 silver trouble lights.

### APPLICATION INFORMATION:

- Any residential, commercial, or light industrial jobsite/project.
- Automotive and fleet service facilities for both power and light.
- Maintenance facilities of all types.



Part Number	Description	Bulb	Lumens	Master Pack Cube
L1407	LED Cordless Task Light with Spot Light, Laser Pointer and Heavy-Duty Magnet Base	LED	32 (7 Watt Equivalent)	12

# Worklight Bulbs & Accessories

CCI offers the widest variety of halogen worklight replacement bulbs and storage case solutions for any construction or maintenance project. Patented Bulb Buddy™ cases are the perfect halogen bulb molded storage solutions for ultimate bulb protection and jobsite convenience. The rough service incandescent, CFL and metal halide bulbs are designed for maximum light output for a variety of worklight designs from any manufacturer.

- FEATURES & BENEFITS:**
- Rough service incandescent bulbs offer extra durability for any jobsite.
  - Mogul base metal halides bulbs are Type O pulse start to meet most current fixture designs.
  - Bulb Buddy™ halogen bulb storage cases protect spare bulbs from damage.
  - Rough service halogen bulbs provide longer life on any jobsite.

- CONSTRUCTION:**
- Bulb Buddy™ cases are heavy duty plastic with foam inserts.

- APPLICATIONS:**
- Residential construction or maintenance projects.
  - Commercial construction or maintenance projects.
  - Industrial construction or maintenance projects.



**See next page for product listing of bulbs and accessories.**



# Worklight Bulbs & Accessories

LIGHTING



L500



L766



L15

Part Number	Description	Bulb Type	Packaging	Multiple
<b>Accessories</b>				
L500	Worklight Tool Tray	-	-	6
E3000	6 Piece Light Bulb Changer Kit	-	Display Pack	8
<b>Bulbs</b>				
L12	Replacement Bulb -500W	Quartz Halogen	Bulb Buddy Jr-3 Light	6
L15	500W	Quartz Halogen	Bulb Buddy 6 Light	12
L21	250W Rough Service	Quartz Halogen	Bulb Buddy 6 Light	12
L22	300W Rough Service	Quartz Halogen	Bulb Buddy 6 Light	12
L23	500W Rough Service	Quartz Halogen	Bulb Buddy 6 Light	12
L96	200W	Quartz Halogen	Blister Card	10
L796	250W	Quartz Halogen	Blister Card	10
L32	250W Rough Service	Quartz Halogen	Blister Card	10
L732	300W	Quartz Halogen	Blister Card	10
L16	500W	Quartz Halogen	Blister Card	10
L716	500W Rough Service	Quartz Halogen	Blister Card	10
07880-50-00	500W	Quartz Halogen	Bulk Pack	50
05902-00-00	75W Rough Service	incandescent	Bulk Pack	120
05903-00-00	100W Rough Service	incandescent	Bulk Pack	120
L712	13W PL	CFL	Bulk Pack	10
L767	65W-Self Ballasted Bulb	CFL	Bulk Pack	10
07615	105W-Self Ballasted Bulb	CFL	Bulk Pack	
L766	65W Flat PL	CFL	Bulk Pack	10
07625-88-00	400W Pulse Start- Type "O"	Metal Halide	Bulk Pack	10
L786	400W Mogul Base	Metal Halide	Bulk Pack	10
L787	1000W Mogul Base	Metal Halide	Bulk Pack	

Looking for the easiest way to protect your cords and hoses, keep your worksite safe, and make connecting tools and equipment easy? CCI Reels will keep your cords protected during storage, easy to put away at the end of a job, reduce trip hazards in the job, and reduce any inadvertent damage. They will extend the life of cords and hoses and keep you and your team safe at the same time.

Coleman Cable offers a wide variety of commercial and standard duty cord reels, complete with connectors, outlet boxes, and worklights. If one of these products is not rugged enough for your worksite, be sure to see CCI's new line of industrial electric cord and hose reels.

Industrial Reels – CCI offers some of the highest quality, robotically welded, continuously cleaned and powder-coated, zero-defect coated metal parts, and complete them with industrial duty cord, hose and electrical products. Suitable for truck, overhead and wall mounting, these reels are tough enough and good enough for most industrial applications.

Commercial and Standard Duty reels – CCI offers a wide variety of light duty electric cord reels with a variety of cord styles, lengths, and electrical products. With this selection, we have a reel that will meet almost any standard application under 35 feet.

Hand Wind Reels – These reels are designed for standard and heavy duty usage in storing cables and distributing power. With integral safety features and rugged frames, these reels offer an economical solution but still provide convenience.

**Section Index**

<b>Industrial Electrical &amp; Hose Reels</b>	<b>75-76</b>
<b>Commercial Duty Retractable Reels</b>	<b>77-78</b>
<b>Cord Reels</b>	<b>79</b>

# Industrial Electrical & Hose Reels

Light & Power Cord, Hose

REELS



## Electrical & Power Cord Reels

### FEATURES & BENEFITS:

- All steel construction is rugged and durable; providing maximum structural strength.
- Long-life, high-quality drive spring is enclosed for protection against the environment.
- A baked-on powder coated finish on steel components provides maximum corrosion resistance.
- Adjustable guide arm allows reel to mount on ceiling, wall, bench or floor.
- Latching system allows desired length of cord to be maintained outside of reel.
- Supplied with premium electrical cord and ready to use pre-installed accessories.

### CONSTRUCTION:

- Reel frame is stamped with stiffening ribs and forms; then robotically welded.
- Stamped steel reel cable spool has angled edges to protect cord and provide additional strength.
- Highest quality spring steel drive spring has several free coils in the center; forming a smooth radius that engages the spring arbor for maximum performance and life.
- Premium quality, highly flexible, long-life electrical cord is ideally suited for use on a reel.

### APPLICATIONS:

- Industrial and manufacturing electrical power tool and equipment.
- Automotive and fleet service facilities for both power and light.
- Maintenance facilities of all types.
- For use indoors (dry environments).



## Retractable Air/Water Hose Reels

### FEATURES & BENEFITS:

- Heavy duty steel components are stamped and formed to include flanged edges and stiffening ribs for maximum strength and lighter weight.
- Drive spring is produced from high quality spring steel, providing long service life.
- Robust latching system holds hose at desired length and releases with a slight pull for retraction.
- Field adjustable hose guide arm allows the hose reel to mount on the ceiling, floor, wall, bench or trucks.
- All models are supplied with 300 psi air/water hose installed and ready to use.
- All model components receive a high quality powder coat finish prior to assembly virtually eliminating corrosion.

### CONSTRUCTION:

- Industrial hose reels feature a light weight polypropylene spool with formed steel frame and guide arm.
- Premium and heavy duty reels are all steel construction.
- All models feature a full flow swivel that combines the highest grade seal design with support bearings.
- All hoses are high quality PVC, specifically blended for use on reels rated at 300 psi, 150° F max.

### APPLICATIONS:

- Anywhere hoses are used.
- Industrial plants of all types.
- Food processing or pharmaceutical plants.
- Tools and equipment operation in automotive and fleet maintenance facilities.
- Service trucks, vehicles and mobile equipment of all types.
- Assembly lines and work stations.
- Workshops in schools, commercial businesses and homes.

# Industrial Electrical & Hose Reels

Light & Power Cord, Hose

REELS

## Heavy-Duty Electric Reels

Part Number	Gauge	Duty	Length	Jacket	Accessory	Housing Material	L	W	H	Volts	Amps	Std Pack	Ship Wgt
R11230-88-45	12/3	Heavy	45ft	SJE0W	NEMA 5-15R	Metal	12.63"	9.38"	13.25"	125V	15A	1	27 lbs
R11231-88-45	12/3	Heavy	45ft	SJE0W	NEMA 5-20R	Metal	12.63"	9.38"	13.25"	125V	20A	1	28 lbs
R11271-88-45	12/3	Heavy	45ft	SJE0W	Duplex GFCI GCM Outlet Box	Metal	12.63"	9.38"	13.25"	125V	20A	1	29 lbs
R11610-88-50	16/3	Heavy	50ft	SJE0W	Incandescent Work Light/Outlet	Metal	12.63"	9.38"	13.25"	125V	10A	1	23 lbs
R11680-88-50	16/3	Heavy	50ft	SJE0W	Fluorescent Work Light/Outlet	Metal	12.63"	9.38"	13.25"	125V	10A	1	27 lbs



## Heavy-Duty Hose Reels

Part Number	Duty	Length	Hose Diameter	Rating	Std Pack	Ship Wgt
R12110-88-50	Low Pressure Industrial	50ft	3/8" (10mm)	300 psi max temp 150°F 65°C	1	29 lbs
R12113-88-50	Low Pressure Industrial	50ft	1/2" (13mm)	300 psi max temp 150°F 65°C	1	35 lbs
R12210-88-25	Low Pressure Premium Industrial	25ft	3/8" (10mm)	300 psi max temp 150°F 65°C	1	20 lbs
R12210-88-50	Low Pressure Premium Industrial	50ft	3/8" (10mm)	300 psi max temp 150°F 65°C	1	36 lbs
R12213-88-50	Low Pressure Premium Industrial	50ft	1/2" (13mm)	300 psi max temp 150°F 65°C	1	43 lbs
R12310-88-50	Low Pressure Heavy-Duty Industrial	50ft	3/8" (10mm)	300 psi max temp 150°F 65°C	1	43 lbs
R12313-88-50	Low Pressure Heavy-Duty Industrial	50ft	1/2" (13mm)	300 psi max temp 150°F 65°C	1	47 lbs
R12310-88-70	Low Pressure Heavy-Duty Industrial	70ft	3/8" (10mm)	300 psi max temp 150°F 65°C	1	47 lbs



# Commercial Duty Retractable Reels

Luma-Site® Cord Reels

REELS



04633



05360



04820

Tired of tripping over extension cords? Luma-Site® Retractable Reels solve that problem and keep your work area organized. Luma-Site® Retractable Reels are available with incandescent or fluorescent handlamps, single outlet connectors, or Trinector® 3-outlet blocks of various configurations. Reel bases are constructed with extra tough ABS plastic or heavy-duty steel and mount easily for use in workshops, basements, and garages. Mounting hardware included.

## Commercial Duty Retractable Reels

### FEATURES & BENEFITS:

- All steel and ABS construction is rugged and durable, providing maximum structural strength.
- Drive spring is fully enclosed for protection against the environment.
- Mount on ceiling, wall, bench or floor (some models).
- Ratcheting system allows desired length of cord to be maintained outside of reel.
- Supplied with premium electrical cord and ready to use pre-installed electrical accessories.

### CONSTRUCTION:

- Highest quality spring steel drive spring has several free coils in the center; forming a smooth radius.
- Spring arbor engages for maximum performance and life.
- Quality, highly flexible, long-life electrical cord is ideally suited for use on a reel.

### APPLICATIONS:

- Industrial and manufacturing electrical power tool and equipment.
- Automotive and fleet service facilities for both power and light.
- Maintenance facilities of all types.
- For use indoors (dry environments).

# Commercial Duty Retractable Reels

Luma-Site® Cord Reels

## Commercial Duty Retractable Reels

Part Number	Gauge	Length	Jacket	Accessory	Housing Material	L/W/H	Volts	Amps	Std Pack	Ship Wgt
<b>Medium Duty</b>										
04820-89-02	12/3	50ft	SJEOW	Lighted Clear Triple Tap	Plastic	18.5"x9"x19"	125V	13A	1	21 lbs
E316	14/3	45ft	SJTW	Lighted Clear Triple Tap	Plastic	11"x5"x17"	125V	15A	2	11 lbs
E251	14/3	25ft	SJTW	Incandescent Work Light/Outlet - 100W Max	Metal	10.5"x4"x14"	125V	15A	3	9 lbs
48006	14/3	30ft	SJTW	Triple Tap	Metal	12"x5"x13"	125V	13A	3	9 lbs
<b>Standard Duty</b>										
E315	16/3	20ft	SJTW	Lighted Clear Triple Tap	Plastic	6.5"x3.5"x13.5"	125V	13A	4	6 lbs
E215	16/3	30ft	SJTW	Lighted Clear Triple Tap	Metal	9.5"x3.5"x17"	125V	13A	2	8 lbs
04633-89-08	16/3	30ft	SJTW	Triple Tap	Metal	10"x5"x11.25"	125V	10A	4	8 lbs
E216	16/3	20ft	SJTW	Incandescent Work Light/Outlet	Plastic	6.5"x3.5"x20.5"	125V	13A	4	4 lbs
E318	16/3	30ft	SJTW	13W Fluorescent Work Light/Outlet	Metal	9.5"x3.5"x28.13"	125V	13A	2	9 lbs
E319	16/3	30ft	SJTW	72 LED Work Light/Outlet	Metal	9.5"x3.5"x25.5"	125V	13A	2	9 lbs
05570-89-08	16/3	30ft	SJTW	Incandescent Work Light/Outlet - 75W Max	Metal	10.25"x4.5"x14"	125V	10A	4	8 lbs
04633	16/3	30ft	SJT	Trinector®	Metal	10"x5"x11.25"	125V	10A	4	36 lbs
05360-89-08	18/3	20ft	SVT	Incandescent Work Light/Outlet - 75W Max	Plastic	9.75"x4.5"x12.25"	125V	7A	4	4 lbs
48005	18/3	20ft	SVT	Incandescent Work Light/Outlet - 75W Max	Plastic	9.5"x5"x10"	125V	7A	3	5 lbs

REELS

Made to meet  
OSHA Specifications




**Coleman Cable Inc.**  
800.323.9355 • www.colemancable.com



# Cord Reels

## Hand Wind



E230



E235



E238

### Hand Wind Reels

More economical and portable than spring return reels, these hand wind reels are just as effective at protecting and managing cords.

Part Number	Color	Cord	Outlets	Max Quantity	Safety	Master Pack	Master Wt	Master Pack Cube
2801	Black/Yellow	16/3 SJTW	4	25ft	10A BK	3	9.54	.74
E230	Black/Yellow	No	4	90ft	Switch	4	7.60	2.51
E235	Red/Black	14/3 SJTW	6	50ft	Switch	2	16.40	1.70
E238	Green/Black	12/3 SJTW	6	50ft	Switch	2	20.80	1.72

The Woods brand of indoor and outdoor timers includes a full line of durable hardwire controls for commercial and industrial environments. These in-wall, time switch, plug-in and remotes maximize convenience, safety and energy savings by turning on and off lights, appliances and other devices at set times. CCI controls service a multitude of applications for office buildings, reception areas, restrooms, lobbies and waiting areas, storage rooms and reception areas.

The 24-hour mechanical time switches have a robust 40 amp motor with heavy-duty gear train that is enclosed in an industrial grade lockable steel box for safety and durability. They provide up to 24 on/off settings per day for flexible programming, with segment pins that are permanently attached so they won't get lost. All models include a manual override lever which temporarily suspends switch operation without affecting the set schedule.

In-wall programmable timers are great for overhead lighting, ceiling fans or porch lighting. The countdown and spring wound models automatically turn off lighting or appliances after selected time and are ideal for indoor/outdoor lighting, exhaust fans, heat lamps, or low-traffic areas. Designed for installation in single or multi-gang electrical wall boxes and easily replace existing switches. These hard-wire timers feature easy to turn dials or simple push-button controls. Available in 15-, 30- or 60-minute intervals or up to 12 hour countdown models and come in a variety of colors to match the home or building interior pallet, such as white, light almond, ivory and aluminum gray.

Dusk to dawn lighting controls are the ultimate in convenience, ease-of-use and energy savings. Photocells are available with screw-in, plug-in, twist-lock or hard wire connections, for indoor or outdoor applications. Photo controls are designed to react to natural and artificial lighting which automatically turns lights on at dusk and off at dawn without the need for programming.

**Section Index**

<b>In-Wall Timers</b>	
Programmable & Countdown	81
Spring Wound	82
<b>Mechanical Time Switches</b>	83
<b>Remote Controls</b>	84
<b>Indoor Timers - Mechanical</b>	85
<b>Indoor Timers - Digital</b>	86
<b>Outdoor Timers</b>	87
<b>Outdoor Power Stakes</b>	88
<b>Photocell</b>	89-90

# In-Wall Timers

Programmable & Countdown



59018



59028



59745

## Programmable Timers

Mechanical 24-hour or digital 7-day in-wall programmable timers are great for overhead lighting, ceiling fans, porch lighting, or other medium duty applications. Programming can be set for multiple on/off events that automate everyday tasks and reduce utility costs. Fits single or multi-gang box and easily replaces existing wall switch.

Part Number	Color	Volts	Hz	Amps/Watts	HP	Master Pk
<b>7-Day Digital Programmable Timer – 7 On/Off Settings</b>						
59018	White	125V	60Hz	15A/1875W Resistive 8A/1000W Tungsten 8A/1000VA Ballast	1/4 HP	6
59028	Light Almond	125V	60Hz	15A/1875W Resistive 8A/1000W Tungsten 8A/1000VA Ballast	1/4 HP	6
<b>24-Hour Mechanical Programmable Timer – 24 On/Off Settings</b>						
59745	White	125V	60Hz	20A/2500W Resistive 8A/1000W Tungsten 8A/Ballast	1 HP	6

## Digital Countdown Timers

Automatically turns off lighting or appliances after selected time and is ideal for exhaust fans, heat lamps, lighting, or low-traffic areas. Fits single or multi-gang box and easily replaces existing wall switch. Features simple push-button controls, quiet operation and available 30-minute to 12-hour countdown models.



59720



59013



59013



59014

Part Number	Color	Volts	Hz	Amps/Watts	HP	Master Pk
<b>30-Minute Digital Countdown Timer – 5, 10, 15, or 30 Minutes and OFF</b>						
59007	White	120V	60Hz	15A/1875W Resistive 8.3A/1000W Tungsten 8.3A/1000V Ballast	1/4 HP	6
59726	Ivory	120V	60Hz	15A/1875W Resistive 8.3A/1000W Tungsten 8.3A/1000V Ballast	1/4 HP	6
59720	Light Almond	120V	60Hz	15A/1875W Resistive 8.3A/1000W Tungsten 8.3A/1000V Ballast	1/4 HP	6
<b>60-Minute Digital Countdown Timer – 10, 20, 30, or 60 Minutes and OFF</b>						
59008	White	120V	60Hz	15A/1875W Resistive 8.3A/1000W Tungsten 8.3A/1000V Ballast	1/4 HP	6
<b>8-Hour Digital Countdown Timer – 1, 2, 4, or 8 Hours and OFF</b>						
59013	White	120V	60Hz	15A/1875W Resistive 8.3A/1000W Tungsten 8.3A/1000V Ballast	1/4 HP	6
<b>12-Hour Digital Countdown Timer – 2, 4, 8, or 12 Hours and OFF</b>						
59014	White	120V	60Hz	15A/1875W Resistive 8.3A/1000W Tungsten 8.3A/1000V Ballast	1/4 HP	6

# In-Wall Timers

## Spring Wound

### Spring Wound Timers

Automatically turns off lighting or appliances after selected time and is ideal for heat lamps, exhaust fans or lighting. Features easy to turn dials, available in 15- to 60-minute countdown settings, and comes in white, light almond, ivory and aluminum gray.

Part Number	Color	Volts	Hz	Amps/Watts	FLA/LRA	Master Pk
<b>15-Minute Spring Wound Timer</b>						
59711	White	125V	60Hz	20A/2500W Resistive 8A/1000W Tungsten 5A/625VA Ballast	15FLA, 90 LRA	6
59727	Ivory	125V	60Hz	20A/2500W Resistive 8A/1000W Tungsten 5A/625VA Ballast	15FLA, 90 LRA	6
59712	Light Almond	125V	60Hz	20A/2500W Resistive 8A/1000W Tungsten 5A/625VA Ballast	15FLA, 90 LRA	6
59713	Gray	125V	60Hz	20A/2500W Resistive 8A/1000W Tungsten 5A/625VA Ballast	15FLA, 90 LRA	6
<b>30-Minute Spring Wound Timer</b>						
59714	White	125V	60Hz	20A/2500W Resistive 8A/1000W Tungsten 5A/625VA Ballast	15FLA, 90 LRA	6
59728	Ivory	125V	60Hz	20A/2500W Resistive 8A/1000W Tungsten 5A/625VA Ballast	15FLA, 90 LRA	6
59715	Light Almond	125V	60Hz	20A/2500W Resistive 8A/1000W Tungsten 5A/625VA Ballast	15FLA, 90 LRA	6
59716	Gray	125V	60Hz	20A/2500W Resistive 8A/1000W Tungsten 5A/625VA Ballast	15FLA, 90 LRA	6
<b>60-Minute Spring Wound Timer</b>						
59717	White	125V	60Hz	20A/2500W Resistive 8A/1000W Tungsten 5A/625VA Ballast	15FLA, 90 LRA	6
59729	Ivory	125V	60Hz	20A/2500W Resistive 8A/1000W Tungsten 5A/625VA Ballast	15FLA, 90 LRA	6
59718	Light Almond	125V	60Hz	20A/2500W Resistive 8A/1000W Tungsten 5A/625VA Ballast	15FLA, 90 LRA	6
59719	Gray	125V	60Hz	20A/2500W Resistive 8A/1000W Tungsten 5A/625VA Ballast	15FLA, 90 LRA	6



59712



59713



59714



59717



59719

# Mechanical Time Switches

24-hour General Purpose



59101



59101R



59101M

## 24-Hour Mechanical Time Switches

Designed for residential, commercial and industrial applications such as fountains, pool pumps, water heaters, air conditioners, lighting and signs. Features a robust 40-amp motor with heavy-duty gear train that is enclosed in an industrial-grade, lockable steel box. Provides up to 24 on-off settings per day in 30-minute intervals, with segment pins that are permanently attached so they won't get lost. All models include a manual override lever which temporarily suspends switch operation without affecting the set schedule.

- SPECIFICATIONS:**
- 40-amp general use, resistive and tungsten
  - 20-amp ballast
  - 1000VA pilot duty
  - 2HP (24FLA) 120VAC or 5HP (28FLA) 240VAC
  - CSA Listed (C/US)
  - Meets UL Standard 917

Part Number	Switch Type	Volts	Amps	Enclosure Type	Master Pk
<b>Indoor Time Switch</b>					
59101	SPST	120V	40A	NEMA 2	2
59103	DPST	120V	40A	NEMA 2	2
59104	DPST	208-277V	40A	NEMA 2	2
<b>Outdoor Time Switch</b>					
59101R	SPST	120V	40A	NEMA 3R	2
59103R	DPST	120V	40A	NEMA 3R	2
59104R	DPST	208-277V	40A	NEMA 3R	2
<b>Time Switch Mechanism</b>					
59101M	SPST	120V	40A	none	2
59103M	DPST	120V	40A	none	2
59104M	DPST	208-277V	40A	none	2

# Remote Controls

Indoor & Outdoor

Turn on/off electrical devices with a simple click of a button. Ideal for use with lighting, fans, holiday decorations or for security applications. Works up to a distance of 60 feet. Includes 12V A23 battery.

## Indoor Remote Controls

Part Number	Cycles	Volts	Hz	HP	Amps/Watts	Master Pk
<b>Indoor Wireless Remote</b>						
59743	On/Off	125V	60Hz	1/3 HP	13A/1625W Resistive 8A/1000W Tungsten	6
<b>Indoor Wireless Remote 3-pack</b>						
13569	On/Off	125V	60Hz	1/3 HP	13A/1625W Resistive 8A/1000W Tungsten	6



13569

## Outdoor Remote Control

Part Number	Cycles	Cord	Volts	Hz	Amps/Watts	Master Pk
<b>Outdoor Remote</b>						
32555	On/Off	16/3 SJTW 6-inch	125V	60Hz	13A/1625W Resistive 8A/1000W Tungsten	6



32555

CONTROLS



# Indoor Timers

Mechanical



50000



50001



50002



50003



22575

## Indoor Mechanical Timers

Turns on/off lamps, fans or other electrical devices. Features segment pins that are permanently attached so they won't get lost. Includes easy-to-find instruction slot that stores the programming manual and convenient override button which suspends timer operation without affecting the set schedule.

Part Number	Cycles	Volts	Hz	Amps/Watts	Master Pk
<b>Indoor 24-Hour Mechanical Timer with 2 Conductor Prongs</b>					
50000	Up to 24 On/Off settings per day	125V	60Hz	15A/1875W Resistive 8A/1000W Tungsten 5A Ballast	6
<b>Indoor 24-Hour Heavy-Duty Mechanical Timer with 3 Conductor Prongs</b>					
50001	Up to 24 On/Off settings per day	125V	60Hz	15A/1875W Resistive 8A/1000W Tungsten 5A Ballast	6
<b>Indoor 7-Day Heavy-Duty Mechanical Timer</b>					
50002	Up to 6 On/Off settings per day	125V	60Hz	15A/1875W Resistive 8A/1000W Tungsten 5A Ballast	6
<b>Indoor 7-Day Mechanical Vacation Timer</b>					
50003	Pre-programmed settings	125V	60Hz	15A/1875W Resistive 8A/1000W Tungsten 5A Ballast	6
<b>Indoor 24-Hour Mechanical Timer with 2 Outlets</b>					
50004	Up to 24 On/Off settings per day	125V	60Hz	15A/1875W Resistive 8A/1000W Tungsten 5A Ballast	6
<b>Indoor 24-Hour Mechanical Timer with Nightlight</b>					
50005	Up to 24 On/Off settings per day	125V	60Hz	15A/1875W Resistive 8A/1000W Tungsten 5A Ballast	6
<b>Indoor 24-Hour Mechanical Timer (Combo Pack)</b>					
50006	Up to 24 On/Off settings per day	125V	60Hz	15A/1875W Resistive 8A/1000W Tungsten 5A Ballast	6
<b>8-Outlet Power Strip with Built-In Timer</b>					
22575	Up to 48 On/Off settings per day	125V	60Hz	15A/1875W Resistive	6

# Indoor Timers

Digital

## Indoor Digital Timers

Turns on/off lights, fans, holiday lights or other electrical devices. Features self recharging battery that stores programs and to-the-minute accuracy. Some models includes easy-to-find instruction slot that stores the programming manual and convenient override button which suspends timer operation without affecting the set schedule.

Part Number	Cycles	Volts	Hz	Amps/Watts	Master Pk
<b>Indoor 24-Hour Digital Timer</b>					
50010	Up to 2 On/Off settings per day	125V	60Hz	10A/1250W Resistive 4A/500W Tungsten 4A Ballast	6
<b>Indoor 7-Day Digital Timer</b>					
50008	Up to 20 On/Off settings per day	125V	60Hz	10A/1250W Resistive 4A/500W Tungsten 4A Ballast	6
<b>Indoor 7-Day Heavy-Duty Digital Timer with 2 Outlets</b>					
50009*	Up to 20 On/Off settings per day	125V	60Hz	15A/1875W Resistive 8A/1000W Tungsten 8A Ballast	4
<b>Indoor 24-Hour Digital Timer (Combo Pack)</b>					
50007	Up to 2 On/Off settings per day	125V	60Hz	10A/1250W Resistive 4A/500W Tungsten 4A Ballast	6
<b>Flip-Switch Timer – Battery Operated, No Wiring Required</b>					
59744	Up to 2 On/Off settings per day	–	–	–	6

\*15FLA/90LRA



50007



50009



59744

CONTROLS

# Outdoor Timers

Mechanical & Digital

Turns on/off outdoor lights or holiday decorations at set times. Features multiple on/off settings per day for flexible programming that maximizes convenience, safety and energy savings. Mechanical models feature never lose pins, dusk-to-dawn models feature automated settings and digital models provide to-the-minute accuracy.



50011



2001



50015



50013

## Outdoor Mechanical Timers

Part Number	Cycles	Volts	Hz	Amps/Watts	HP	FLA/LRA	Master Pk
<b>Outdoor 24-Hour Mechanical Timer</b>							
50011	Up to 24 On/Off settings per day	125V	60Hz	15A/1875W Resistive 8A/1000W Tungsten 8A/Ballast	1/2 HP	-	6
<b>Outdoor 24-Hour Heavy-Duty Mechanical Timer</b>							
50012	Up to 24 On/Off settings per day	125V	60Hz	15A/1875W Resistive 8A/1000W Tungsten 8A/Ballast	3/4 HP	15FLA/90LRA	6
<b>Outdoor 24-Hour Mechanical Photoelectric Timer – Dusk to Dawn or Dusk + 2, 4, 6, or 8 Hours</b>							
2001	7 options	120V	60Hz	8.3A/1000W Tungsten	-	15FLA/90LRA	6

## Outdoor Digital Timers

Part Number	Cycles	Volts	Hz	Amps/Watts	HP	FLA/LRA	Master Pk
<b>Outdoor 7-Day Digital Timer</b>							
50014	Up to 20 On/Off per day	125V	60Hz	15A/1875W Resistive 10A/1250W Tungsten 8A/Ballast	1/2 HP	-	6
<b>Outdoor 7-Day Heavy-Duty Digital Timer</b>							
50015	Up to 20 On/Off per day	125V	60Hz	15A/1875W Resistive 15A/1875W Tungsten 8A/Ballast	3/4 HP	15FLA/90LRA	6
<b>Outdoor 24-Hour Digital Light Sensor Timer – Dusk to Dawn or Dusk + 1 to 9 Hours</b>							
50013	Auto On at dusk, Off at dawn	125V	60Hz	15A/1875W Resistive 10A/1250W Tungsten 8A/Ballast	1/2 HP	-	6
<b>24-Hour Digital Block Heater Timer</b>							
50016	1 On/Off setting per day	125V	60Hz	15A/1875W Resistive 10A/1250W Tungsten 8A/Ballast	1/2 HP	-	6

# Outdoor Power Stakes

With Built-In Timer

## Outdoor Power Stakes with Timer

Turns on/off landscape lighting, holiday decorations and more. Programmable timer has settings that repeat daily, and uses sunlight (with photoelectric eye) to automatically turn on at dusk and off at dawn, or 2, 4, 6, or 8 hours later. The durable flip cover keeps rain and snow away from the timer and outlets.

Part Number	Cycles	Cord Length	Volts	Amps/Watts	Master Pk
<b>3-Outlet Power Stake with Timer</b>					
17321	Auto On at dusk, Off at dawn or On at dusk and Off 2, 4, 6, or 8 hours later	6ft	125V	15A/1875W Tungsten	6
<b>6-Outlet Power Stake with Timer</b>					
13547	Auto On at dusk, Off at dawn or On at dusk and Off 2, 4, 6, or 8 hours later	4ft	125V	15A/1875W Tungsten	6



17321



13547

CONTROLS

# Photocell

Plug-In & Hard-Wire

Dusk to dawn lighting controls are the ultimate in convenience, ease-of-use and energy savings. Photocells are available with screw-in, plug-in, twist-lock or hard wire connections, for indoor or outdoor applications. Photo controls are designed to react to natural and artificial lighting which automatically turns lights on at dusk and off at dawn without the need for programming.



59412



59407

## Plug-In Photocells

Part Number	Volts	Hz	Amps/Watts	Master Pk
<b>Outdoor Twist-to-Lock Photocell</b>				
59412	110-277V	60Hz	10A/1000W Tungsten 1800VA Ballast	6
<b>Indoor Plug-In Photocell</b>				
59407	120V	60Hz	150W Resistive 100W Tungsten	6

## Hard-Wire Photocells



59408



59410



59413

Part Number	Volts	Hz	Amps/Watts	Master Pk
<b>Outdoor Hard-Wire Photocell</b>				
59408	120V	60Hz	500W Tungsten 850VA Ballast	6
<b>Outdoor Hard-Wire Photocell with Wall Plate</b>				
59409	120V	60Hz	500W Tungsten 850VA Ballast	6
<b>Outdoor Conduit Photocell</b>				
59410	120V	60Hz	1800W Tungsten 1100VA Ballast	6
<b>Outdoor Swivel-Mount Light Control with Photocell</b>				
59411	120V	60Hz	1800W Tungsten 1100VA Ballast	6
<b>Outdoor Conduit Pencil Photocell with Swivel</b>				
59413	120V	60Hz	1800W Tungsten 1100VA Ballast	6

# Photocell Sockets

## Photocell Sockets

Part Number	Volts	Hz	Watts	Master Pk
<b>Indoor Socket with Photocell</b>				
59404	120V	60Hz	100W	6
<b>Outdoor Socket with Photocell</b>				
59405	120V	60Hz	100W	6
<b>Indoor/Outdoor Candelabra Socket with Photocell 3-pack</b>				
59416	120V	60Hz	75W	6
<b>Outdoor Flood/Spot Light Socket with Photocell</b>				
1472	120V	60Hz	300W	6



59404



59405



1472

**CONTROLS**

# Notes

**CONTROLS**





Along with our Woods line of products, CCI offers a wide variety of high quality products designed for appliances, office spaces, and home and auto use. Products in this space have less significant performance requirements than most of the industrial and commercial products, however have not been limited in their quality. They are designed with appropriate features and performance levels to best fit the application and user.

**Appliance Cords** – These products are very useful to have available for servicing appliances and in the event of disasters and aiding in recovery efforts. Extension and replacement cords for most standard appliance outlets in a variety of configurations make choosing the right parts easy.

**Surge Protectors and Power Strips** – Surge protectors are designed to protect electronic products from the damaging effects of a sudden change in electrical voltage. These unforeseen events are caused by sudden changes in electrical demand, such as cycling of heating and cooling equipment or large industrial plant shifts in demand. Surge protectors contain MOVs (Metal Oxide Varistors) which absorb excess electrical energy and prevent it from reaching your sensitive electronic equipment. Most of these surge strips are provided with multiple outlets in a strip form to make connecting and protecting multiple devices easy.

**Cube Taps and Extension Cords** – These products are for connecting multiple home and office products to one outlet or relocating power to a more remote location. Flat cables, economic designs, and a variety of configurations provide several options to fit many applications.

**Booster Cables** – Coleman Cable is the market leading manufacturer of booster cables in North America. Road Power® booster cables are available in several different performance and quality levels, from the most robust design with thick insulated jackets and heavy-duty insulated clamps, to the most economical designs.

<b>Section Index</b>	
<b>Range &amp; Dryer Cords</b>	<b>93</b>
<b>Replacement Power Supply Cords</b>	<b>94</b>
<b>Cube Taps &amp; Appliance Cords</b>	<b>95-96</b>
<b>Workshop Strips</b>	<b>96</b>
<b>Surge Protectors</b>	<b>97-98</b>
<b>Smart Strip® Surge Protectors</b>	<b>99</b>
<b>Surge Protection</b>	<b>100</b>
<b>Power Strips &amp; Power Taps</b>	<b>101</b>
<b>Road Power® Booster Cables</b>	<b>102-104</b>
<b>RV / Mobile Home Cords</b>	<b>105</b>

# Range & Dryer Cords



## Range & Dryer Cords

Thick vinyl insulation with right angle male plug. Strain relief clamp helps prevent cord damage. Hardware included.

Part Number	Wire GA/Cond	Wire Type	Color	Length (Ft)	Package Type	125V Rating	Master Pack	Master Wt	Master Pack Cube
<b>Range Cords-Three Conductor, Flat Cord-NEMA 10-50</b>									
09014	6/2 & 8/1	SRDT	Gray	4	Poly Bag	50A	12	20	.73
09015	6/2 & 8/1	SRDT	Gray	5	Poly Bag	50A	12	25	.82
09016	6/2 & 8/1	SRDT	Gray	6	Poly Bag	50A	12	30	.86
<b>Range Cords-Four Conductor, Round Cord-NEMA 14-60</b>									
09044	6/2 & 8/2	SRDT	Black	4	Poly Bag	50A	12	34	1.07
09045	6/2 & 8/2	SRDT	Black	5	Poly Bag	50A	12	42	1.10
09046	6/2 & 8/2	SRDT	Black	6	Poly Bag	50A	12	50	1.25
<b>Dryer Cords-Three Conductor, Flat Cord-NEMA 10-30</b>									
09124	10/3	SRDT	Gray	4	Poly Bag	30A	12	16	.74
09125	10/3	SRDT	Gray	5	Poly Bag	30A	12	17	.77
09126	10/3	SRDT	Gray	6	Poly Bag	30A	12	22	.82
<b>Dryer Cords-Four Conductor, Round Cord-NEMA 14-30</b>									
09154	10/4	SRDT	Black	4	Poly Bag	30A	12	26	1.01
09155	10/4	SRDT	Black	5	Poly Bag	30A	12	22	1.02
09156	10/4	SRDT	Black	6	Poly Bag	30A	12	24	1.17



# Replacement Power Supply Cords

## Replacement Power Supply Cords

Replacement cords for damaged OEM power supply cords.

Part Number	Wire GA/Cond	Wire Type	Color	Length (Ft)	Package Type	125V Rating	Master Pack	Master Wt	Master Pack Cube
<b>Two Conductor</b>									
Water/oil resistant, superior abrasion resistance									
09853*~	16/2	SJEO	Black	6	Sleeve	13A	50	18	1.14
09854*~	16/2	SJEO	Black	9	Sleeve	13A	50	25	1.41
<b>Three Conductor</b>									
Water/oil resistant, superior abrasion resistance									
09855*~	16/3	SJEO	Black	6	Sleeve	13A	50	23	1.14
09856*~	16/3	SJEO	Black	9	Sleeve	13A	50	32	1.41
09857*~	14/3	SJEO	Black	6	Sleeve	15A	25	15	1.14
09858*~	14/3	SJEO	Black	9	Sleeve	15A	25	21	1.41
09885*+~	16/3	SJEO	Black	50	Coil	13A	10	32	1.37
<b>Two and Three Conductor Vinyl</b>									
09702	16/2	SJTW	Black	6	Sleeve	13A	25	9	.50
09703	16/3	SJTW	Black	3	Sleeve	13A	25	10	.32
09706	16/3	SJTW	Black	6	Sleeve	13A	25	13	.54
09709	16/3	SJTW	Black	9	Sleeve	13A	25	22	.60
09716	14/3	SJTW	Black	6	Sleeve	15A	25	18	.56
09719	14/3	SJTW	Black	9	Sleeve	15A	25	23	.74
09733	16/3	SPT-3	Gray	3	Sleeve	13A	25	6	.31
09734	16/3	SPT-3	Gray	4	Sleeve	13A	25	9	.28
09736	16/3	SPT-3	Gray	6	Sleeve	13A	25	12	.30
09724**	16/3	SPT-3	Gray	4	Sleeve	13A	25	9	.32
09726**	16/3	SPT-3	Gray	6	Sleeve	15A	25	12	.31
09743	14/3	SPT-3	Beige	3	Sleeve	15A	25	10	.32
09746	14/3	SPT-3	Beige	6	Sleeve	15A	25	18	.54



09703



09724

\* UL Listed

\*\*Right Angle Plug

+ L5-20 Male End

- Made in USA

# Cube Taps & Appliance Cords

APPLIANCE/HOME/AUTO



09404



09412



09404

## Cube Taps Extension Cords

Plug and three-outlet polarized connector for convenient use. Each connector has a safety cover or slide covers permanently attached.

Part Number	Wire GA/Cond	Wire Type	Color	Length (Ft)	Package Type	125V Rating	Master Pack	Master Wt	Master Pack Cube
<b>Cube Taps</b>									
09401	16/2	SPT-2	Brown	6	Sleeve	13A	48	15	.67
09402	16/2	SPT-2	Brown	9	Sleeve	13A	36	16	.69
09403	16/2	SPT-2	Brown	12	Sleeve	13A	36	20	.68
09404	16/2	SPT-2	Brown	15	Sleeve	13A	24	16	.50
09405	16/2	SPT-2	Brown	20	Sleeve	13A	24	19	.70
09411	16/2	SPT-2	White	6	Sleeve	13A	48	15	.67
09412	16/2	SPT-2	White	9	Sleeve	13A	36	16	.69
09413	16/2	SPT-2	White	12	Sleeve	13A	36	20	.68
09414	16/2	SPT-2	White	15	Sleeve	13A	24	16	.50
09415	16/2	SPT-2	White	20	Sleeve	13A	24	19	.70
03520-01	16/3	SPT-2	White	8	Sleeve	13A	24	15	.44
03520-07	16/3	SPT-2	Brown	8	Sleeve	13A	24	15	.44
<b>Remote Control Cord</b>									
09345	16/2	SPT-2	White	15	Sleeve	10A	24	26	.66



## Ultra Thin Profile Extension Cords

Safety pull ring, outlet covers for when outlet is not in use, and heavy-duty polarized blades.

Part Number	Wire GA/Cond	Wire Type	Color	Length (Ft)	Package Type	125V Rating
90501	16/2	SPT-2	White	7	Sleeve	13A
	16/2	SPT-2	Beige	7	Sleeve	13A
90508	16/3	SPT-3	White	10	Sleeve	13A
	16/3	SPT-3	Beige	10	Sleeve	13A
90509	16/2	SPT-2	White	13	Sleeve	13A
	16/2	SPT-2	Beige	13	Sleeve	13A
90511	16/3	SPT-3	White	6	Sleeve	13A
	16/3	SPT-3	Beige	6	Sleeve	13A



# Appliance Cords & Workshop Strips

AC & Major Appliance

## A/C & Major Appliance Cords

Three-conductor, heavy-duty flat vinyl. Right angle male plug. Sturdy cord for use with air conditioners, power tools and major appliances. Grounded, right-angle, male plugs guard against accidental disconnection.

Part Number	Wire GA/Cond	Wire Type	Color	Length (Ft)	Package Type	125V Rating	Master Pack	Master Wt	Master Pack Cube
03531	14/3	SPT-3	Beige	3	Sleeve	15A	36	22	.84
03532	14/3	SPT-3	Beige	6	Sleeve	15A	24	20	.58
03533	14/3	SPT-3	Beige	9	Sleeve	15A	18	18	.85
03535	14/3	SPT-3	Beige	12	Sleeve	15A	12	16	.50
03536	14/3	SPT-3	Beige	15	Sleeve	15A	12	19	.62
03537*	14/3	SPT-3	Gray	9	Sleeve	20A/250	18	20	1.05

• NEMA 6-20P Plug and 6-20R Receptacle



03532

## Workshop

Part Number	Outlets	Length (Ft)	Color	Package Type	Master Pack	Master Wt.	Master Pack Cube
<b>4 Outlet Metal Power Block</b>							
2177	4	4	Black	Box	4	6.84	0.39
<b>4 Outlet Power Block with GFCI</b>							
04644	4	6	Yellow/Black	Box	4	7.28	0.53
<b>5 Outlet Penta Power</b>							
04921	5	4	Black	Box	6	10.50	0.72
<b>6 Outlet Power Strip with Long Cord</b>							
04666	6	8	Black	Box	12	14.04	0.64
<b>6 Outlet Metal Power Strip with Extra Reach Cord</b>							
04657	6	15	Yellow/Black	Box	6	17.64	0.77
<b>8 Outlet Metal Power Center</b>							
04655	8	6	Yellow/Black	Box	6	15.00	0.86
<b>9 Outlet Metal Power Strip</b>							
04698	9	3	Black	Sleeve	6	13.56	0.85
<b>12 Outlet Metal Power Strip</b>							
04697	12	4	Black	Sleeve	6	15.60	1.17



04644



04655



**Coleman Cable Inc.**

800.323.9355 • www.colemancable.com

# Surge Protectors

9-Outlet & 7-Outlet

APPLIANCE/HOME/AUTO



041653



041604

The surge and strip products in this section guard against power surges and volt spikes only. For surge and strip products with the enhanced protection of TRC® Fire Shield® patented technology, see page 48 in the Safety Products section of this catalog.

## 9-Outlet Surge Protectors

These 9 outlet surge protectors include 4 transformer outlets, sliding safety covers, surge protection indicator, ground indicator, right angle plug, Blu-Bar™ "Power-On" indicator, lit reset On/Off power / 15A circuit breaker switch and EMI/RFI noise filtration.

Part Number	Joules	Length (Ft)	Color	Warranty	Package Type	Master Pack	Master Wt.	Master Pack Cube
<b>9 Outlet Electronics Surge Protector</b>								
041650	2000	4	Black	\$200,000	Box	3	4.47	0.44
<b>9 Outlet Home Office Surge Protector with Phone / Fax / DSL Protection</b>								
041651	3000	6	Black	\$300,000	Box	3	5.25	0.44
<b>9 Outlet Multimedia Surge Protector with Satellite / Cable and Phone / Fax / DSL Protection</b>								
041652	3000	6	Black	\$300,000	Box	3	5.70	0.44
<b>9 Outlet Multimedia Surge Protector with Satellite / Cable and Network / Phone Protection</b>								
041653	3500	6	Black	\$300,000	Box	3	5.55	0.44



## 7-Outlet Surge Protectors

These 7 outlet surge protectors include 2 transformer outlets, sliding safety covers, surge protection indicator, ground indicator, right angle plug, lit reset On/Off power / 15A circuit breaker switch and EMI/RFI noise filtration.

Part Number	Joules	Length (Ft)	Color	Warranty	Package Type	Master Pack	Master Wt.	Master Pack Cube
<b>7 Outlet Electronics Surge Protector</b>								
041600	1250	4	Black	\$150,000	Box	6	8.16	0.77
<b>7 Outlet Electronics Surge Protector with Long Reach Cord</b>								
041601	1250	10	Black	\$150,000	Box	6	11.46	0.77
<b>7 Outlet Home Office Surge Protector with Phone / Fax / DSL Protection</b>								
041602	1500	4	Black	\$150,000	Box	4	5.36	0.55
<b>7 Outlet Multimedia Surge Protector with Satellite / Cable Protection</b>								
041603	1500	4	Black	\$150,000	Box	4	5.52	0.55
<b>7 Outlet Multimedia Surge Protector with Satellite / Cable and Phone / Fax / DSL Protection</b>								
041604	2500	6	Black	\$200,000	Box	4	6.32	0.55



**Coleman Cable Inc.**  
800.323.9355 • www.colemancable.com

# Surge Protectors

## 6-Outlet

### 6-Outlet Surge Protectors

These 6 outlet surge protectors include sliding safety covers, surge protection indicator, ground indicator, right angle plug, lit reset On/Off power / 15A circuit breaker switch and EMI/RFI noise filtration.

Part Number	Joules	Length (Ft)	Color	Warranty	Package Type	Master Pack	Master Wt.	Master Pack Cube
<b>6 Outlet Electronics Surge Protector</b>								
041453	1000	4	Grey	\$100,000	Box	6	6.96	0.63
041454	1250	4	Grey	\$150,000	Box	6	6.96	0.63
<b>6 Outlet Home Office Surge Protector with Phone / Fax / DSL Protection</b>								
041455	1000	4	Grey	\$150,000	Box	6	7.08	0.63
<b>6 Outlet Multimedia Surge Protector with Satellite / Cable Protection</b>								
041456	1000	4	Grey	\$150,000	Box	6	7.44	0.63



041456



### 6-Outlet Basic Surge Protectors

These basic 6 outlet electronics surge protectors are best for small home electronics.

Part Number	Joules	Length (Ft)	Color	Warranty	Package Type	Master Pack	Master Wt.	Master Pack Cube
<b>6 Outlet Electronics Surge Protector</b>								
041351	150	1.5	Grey	\$100,000	Sleeve	12	6.48	0.25
041450	250	2	Grey	\$100,000	Sleeve	12	8.64	0.34
041451	450	2.5	Grey	\$100,000	Sleeve	12	9.12	0.34
041452	750	3	Grey	\$100,000	Sleeve	6	4.68	0.34
<b>6 Outlet Electronics Surge Protector - 2 Pack</b>								
041457	200	2.5	Grey	\$100,000	Sleeve	6	4.56	0.34
<b>6 Outlet Electronics Metal Surge Protector</b>								
041522	750	3	Grey	\$100,000	Box	6	8.28	0.63



041450



APPLIANCE/HOME/AUTO





# Smart Strips® Surge Protectors

Energy Saving



04948

## Smart Strip® Surge Protectors

SMART STRIP® Surge Protectors help eliminate “standby power” (also known as vampire power). Standby power is the electricity wasted when household or office electronic equipment are operating in off, sleep, or standby mode. The SMART STRIP® is easy to use and will quickly pay for itself in energy savings for years to come. It features automatic power control plus superior surge protection and include transformer spaced outlets. Some models feature phone, coax, or data connectivity.

Part Number	Description	Joules	Cord Length	Color	Connectivity
04949	6 Outlet SMART STRIP®	2250	3 ft	Black	N/A
04950	6 Outlet SMART STRIP®	2250	3 ft	Black	Phone
04951	6 Outlet SMART STRIP®	2250	3 ft	Black	Coax
04946	10 Outlet SMART STRIP®	3600	4 ft	Black	N/A
04947	10 Outlet SMART STRIP®	3600	4 ft	Black	Phone
04948	10 Outlet SMART STRIP®	3600	4 ft	Black	Phone/2 Coax/Data
04952	10 Outlet SMART STRIP®	6000	6 ft	Black	Phone/3 Coax/Data

# Surge Protection

## Surge Wall Taps

Part Number	Outlets	Joules	Color	Warranty	Package Type	Master Pack	Master Wt.	Master Pack Cube
<b>Appliance Surge Protector with Alarm</b>								
041000	1	900	Grey	\$100,000	Blister	6	1.14	0.28
<b>Electronics Surge Protector</b>								
041103	3	450	Grey	\$100,000	Blister	6	1.20	0.29
041104	3	750	Grey	\$100,000	Blister	6	1.20	0.29
041151	6	450	Grey	\$100,000	Blister	6	2.04	0.34
041152	6	750	Grey	\$100,000	Blister	6	2.04	0.34
<b>6 Outlet Electronics Side Entry Surge Protector with Alarm</b>								
041203	6	1000	Grey	\$150,000	Blister	6	2.88	0.52
<b>6 Outlet Home Office Surge Protector with Phone / Fax /DSL Protection and Alarm</b>								
041153	6	1000	Grey	\$150,000	Blister	6	2.88	0.67
<b>6 Outlet Multimedia Side Entry Surge Protector with Satellite / Cable and Network / Phone and Alarm</b>								
041204	6	1500	Grey	\$150,000	Blister	6	2.88	0.52



041204

## Surge Protection with USB Charge Ports

Surge Protection with USB Charge Ports. Today, many personal electronics devices used are recharged using a USB interface. Protect your Smartphones, MP3 players and Hand-free devices with a Woods USB Surge Protector. Each unit includes 2 USB charge ports and charge indicator.

Part Number	Joules	Length (Ft)	Color	Warranty	Package Type	Master Pack	Master Wt.	Master Pack Cube
<b>2 Outlet Electronics Surge Protector with Removable Charging Platform</b>								
041050	450	—	Black	\$100,000	Blister	6	2.22	0.62
<b>3 Outlet Electronics Surge Protector</b>								
041250	750	1.5	Black	\$100,000	Box	6	5.52	0.51
<b>6 Outlet Electronics Surge Protector</b>								
041500	1500	4	Black	\$150,000	Box	6	8.34	0.77



041250

APPLIANCE/HOME/AUTO

# Power Strips & Power Taps

Subhead

APPLIANCE/HOME/AUTO



041300



041550

## Power Strips

Conveniently add multiple outlets where needed. All of the below items include a Reset On/Off power and 15A circuit breaker switch.

Part Number	Outlets	Length (Ft)	Color	Package Type	Master Pack	Master Wt.	Master Pack Cube
041300	4	1.5	White	Sleeve	6	2.88	0.21
041350	6	1.5	White	Sleeve	12	6.36	0.45
041400	6	2	White	Sleeve	12	7.32	0.50
041405	6	2.5	White	Sleeve	6	4.56	0.34
041401	6	3	White	Sleeve	12	8.40	0.50
041402	6	4	White	Sleeve	6	4.80	0.30
041403	6	6	White	Sleeve	6	5.94	0.33
041404	6	8	White	Sleeve	6	6.78	0.35
<b>Metal Power Strips</b>							
041550	6	3	Grey	Box	6	7.68	0.55
041551	6	8	Grey	Box	6	10.56	0.58

## Power Taps

Convert a standard wall outlet into three or six outlets.



041102



041202

Part Number	Outlets	Color	Package Type	Master Pack	Master Wt.	Master Pack Cube
<b>3 Outlet Polarized Wall Tap</b>						
041100	3	White	Blister	6	0.72	0.16
<b>6 Outlet Polarized Wall Tap</b>						
041200	6	White	Blister	6	1.50	0.28
<b>3 Outlet Wall Tap</b>						
041101	3	White	Blister	6	0.24	0.24
<b>3 Outlet Wall Tap with Glow Light</b>						
041102	3	White	Blister	6	0.84	0.24
<b>6 Outlet Wall Tap</b>						
041150	6	White	Blister	6	1.44	0.33
<b>6 Outlet Side Entry Wall Tap</b>						
041201	6	White	Blister	6	2.16	0.33
<b>6 Outlet Slim Side Entry Wall Tap</b>						
041205	6	White	Blister	12	2.76	0.23
<b>6 Outlet Side Entry Wall Tap with Circuit Breaker</b>						
041202	6	White	Blister	6	2.10	0.33

# Road Power® Booster Cables

No-Tangle Light & Medium Duty

## Light-Duty Booster Cables

Road Power® Light-Duty Booster Cables feature dual-extruded wire to provide the user with easy, tangle-free operation. Cables are manufactured with a PVC jacket and the 200 AMP clamps are made from copper-plated steel. Light-Duty Booster Cables comes standard in 10 gauge with 12 feet of length. Booster cables are packaged in retail-style sleeves which emphasize product features and benefits.



08435

Part Number	Wire Gauge	Jacket Color	Length (Ft)	Package Type	Pack Qty	Master Wt.	Master Pack Cube
08120	10	Black	12	Sleeve	6	18	.53

## Medium-Duty Booster Cables

Road Power® Medium-Duty Booster Cables feature dual-extruded wire to provide the user with easy, tangle-free operation. Cables are manufactured with either a PVC or T-Prene® jacket. While both jackets perform well in warm or cold climates, T-Prene provides additional oil, chemical, and water resistance.

Medium-Duty Booster Cables come standard with 200 AMP copper-plated steel clamps but can easily be stamped, and glow-in-the-dark labels. To ensure the highest levels of user-safety, all energized Polar-Gio™ Clamp surfaces are shielded to avoid short circuits and all conductive clamp surfaces are recessed to prevent accidental contact.

Medium-Duty Booster Cables are available in 8 gauge, either in 12 foot or 16 foot lengths, and packaged in a variety of retail-style formats. Some boosters are UL Listed depending on specific model options.



08467



08435

Part Number	Wire Gauge	Jacket Color	Length (Ft)	Package Type	Pack Qty	Master Wt.	Master Pack Cube
08435*~	8	Yellow	12	Sleeve	6	17	.50
08445*~	8	Yellow	12	Box	4	11	.93
08471*~	8	Yellow	12	Sleeve	6	18	.69
08465	8	Yellow	12	Box	6	24	1.65
08466	8	Yellow	16	Box	6	27	1.22
08467	8	Yellow	12	Bag	2	8	.93

\* Does not feature Polar-Gio™ clamps  
~ Not UL Listed



APPLIANCE/HOME/AUTO



Coleman Cable Inc.

800.323.9355 • www.colemancable.com

# Road Power® Booster Cables

Heavy-Duty & Extra Heavy-Duty

APPLIANCE/HOME/AUTO



08565

## Heavy-Duty Booster Cables

Road Power® Heavy-Duty Booster Cables feature Polar-Gio™ Clamps and T\*Prene® jacket insulation. This enhanced line of booster cables ensures the highest levels of user-safety and assures dependability in the most extreme climate conditions.

The Polar-Gio™ Clamp is ergonomically-designed so that it can be easily handled by everyone and it attaches itself firmly to both top and side post batteries. The clamps' triple-polarity identification includes color-coding, indent stamping, and glow-in-the-dark labels. In addition, all energized clamp surfaces are shielded to avoid short circuits and all conductive clamp surfaces are recessed to prevent accidental contact.

T\*Prene® insulation was chosen for the wire jacketing material because it remains flexible even under the severest temperatures and is oil, chemical, and water resistant. The 6 gauge wire performs best with small or large automobiles. This line of booster cables is UL Listed.

Part Number	Wire Gauge	Jacket Color	Length (Ft)	Package Type	Pack Qty	Master Wt.	Master Pack Cube
08565	6	Orange	12	Box	6	25	1.67
08566	6	Orange	16	Box	6	30	1.67



## Extra Heavy-Duty Booster Cables

Road Power's® Extra Heavy-Duty Booster Cables feature Polar-Gio™ Clamps and T\*Prene® jacket insulation. This enhanced line of booster cables ensures the highest levels of user-safety and assures dependability in the most extreme climate conditions.

The Polar-Gio™ Clamp is ergonomically-designed so that it can be easily handled by everyone and it attaches itself firmly to both top and side post batteries. The clamps' triple-polarity identification includes color-coding, indent stamping, and glow-in-the-dark labels. In addition, all energized clamp surfaces are shielded to avoid short circuits and all conductive clamp surfaces are recessed to prevent accidental contact.

T\*Prene® insulation was chosen for the wire jacketing material because it remains flexible even under the severest temperatures and is oil, chemical, and water resistant. The 4 gauge wire performs best with any vehicle including cars, trucks, or SUVs. This line of booster cables is UL Listed.



08666

Part Number	Wire Gauge	Jacket Color	Length (Ft)	Package Type	Pack Qty	Master Wt.	Master Pack Cube
08665	4	Red	12	Box	2	33	.76
08666	4	Red	16	Box	2	41	.76
08660	4	Red	20	Box	2	16	.76
08662	4	Red	25	Box	2	20	.76



**Coleman Cable Inc.**

800.323.9355 • www.colemancable.com

# Road Power® Booster Cables

## Commercial Grade

### Commercial Grade Booster Cables

Road Power® Commercial Grade Booster Cables were engineered specifically for the needs of the professional mechanic and feature 500 AMP rated parrot-jaw clamps. Parrot Jaw clamps are manufactured from rugged zinc-plated steel with serrated copper-clad jaws and non-slip vinyl-coated grips. This family of booster cables is constructed with dual-extruded wire to provide the user with tangle-free operation.

Part Number	Wire Gauge	Jacket Color	Length (Ft)	Package Type	Pack Qty	Master Wt.	Master Pack Cube
08765	4	Black	12	Box	2	13	.93
08766	4	Black	16	Box	2	16	.93
08760	4	Black	20	Box	2	18	.93
08860	2	Black	20	Box	2	24	.93
08862	2	Black	25	Box	2	29	.93



### Booster Cable Clamps

Part Number	Clamp Rating	Clamp Color	Package Type	Pack Qty	Master Wt.	Master Pack Cube
<b>Vinyl Coated Steel</b>						
400C-2	500 Amp	1 Red and 1 Black	Blister	6	5	.45
<b>Parrot Jaw Clamp</b>						
08904	500 Amp	1 Red and 1 Black	Bag	12	13	.43



### Primary Bulk Spool Wire

Part Number	Wire Gauge	Length (Ft)	STD Package	Package Weight	Pack Cube
10-100-XX	10	100	6	26	.28
12-100-XX	12	100	6	16	.21
14-100-XX	14	100	6	12	.21
16-100-XX	16	100	6	9	.21
18-100-XX	18	100	6	7	.21



Color (XX): 11=Black; 1=Blue; 14=Yellow; 15=Green; 16=Red; 17=White

APPLIANCE/HOME/AUTO



# RV/Mobile Home Cords

Cords & Plugs



09521



09524



09542



09572

## RV/Mobile Home Cords

Includes power supply and extension cords that make any installation easy and safe. These are for use in campgrounds, motor parks and recreational areas. All cords and adapters are black.

Part Number	Cord Length	Cord Type & Gauge	Attachment Plug Male	Cord Connector Female	Bulk Pack	Retail Pack
<b>RV Adapters &amp; Accessories</b>						
09521	-	Adapter	5-15P	30A RV	100	4
09522	-	Adapter	30A RV	5-15R	100	4
09524	-	Right Angle Adapter	5-15P	30A RV	100	12
09523*	-	Replacement Plug	30A RV Plug		-	4
09543*	-	Replacement Plug	50A RV Plug		-	3
<b>Adapter Extension Cord Sets</b>						
09542	18 in.	14/3 STW	5-15P	30A RV	12	6
09544	18 in.	14/3 STW	30A RV	5-15R	12	6
09552	18 in.	10/3 STW	30A RV	50A 14-50R	50	4
09554	18 in.	10/3 STW	50A 14-50P	30A RV	50	4
09553	12in.	10/3 STW Twist-to-Lock Generator Adapter	30A L5-30P	30A RV	50	3
<b>30A &amp; 50A Power Supply Cords</b>						
09575	18 in.	10/3 STW	30A RV	-	50	-
09572	18 in.	10/3 STW	-	30A RV	50	-
09525*	25 ft.	10/3 STW	30A RV	-	10	-
09519*	30 ft.	10/3 STW	30A RV	-	8	-
09516*	36 ft.	10/3 STW	30A RV	-	8	-
09541*	40 ft.	10/3 STW	30A RV	-	6	-
09527*	25 ft.	6/3 & 8/1 STW	50A 14-50P	-	3	-
09530*	30 ft.	6/3 & 8/1 STW	50A 14-50P	-	3	-
09536*	36 ft.	6/3 & 8/1 STW	50A 14-50P	-	3	-
09560*	25 ft.	6/3 & 8/1 Flexible SEW 90C	50A 14-50P	-	3	-
09562*	30 ft.	6/3 & 8/1 Flexible SEW 90C	50A 14-50P	-	3	-
09561*	36 ft.	6/3 & 8/1 Flexible SEW 90C	50A 14-50P	-	3	-
09537*	40 ft.	6/3 & 8/1 Flexible SEW 90C	50A 14-50P	-	3	-
<b>15A, 30A, &amp; 50A RV Extension Cord Sets</b>						
09510	10 ft.	10/3 STW	30A RV	30A RV	20	-
09550	25 ft.	10/3 STW	30A RV	30A RV	10	2
09555	50 ft.	10/3 STW	30A RV	30A RV	5	-
09570*	30 ft.	10/3 STW	30 RV	30 RV	-	2
09590	25 ft.	6/3 & 8/1 SEW	50A 14-50P	50A 14-50R	2	1

\* UL Listed

APPLIANCE/HOME/AUTO



**Coleman Cable Inc.**

800.323.9355 • www.colemancable.com



What else does CCI do? We make a lot of wire and cable. Wire and cable for almost any application. We make these products in many different configurations, constructions, and package sizes.

If you don't see exactly what you need, chances are that either we have made it before or can make it. If you do need something special, contact our technical support and inside sales team. We will review your application or need and make a proposal. If your cable product need is truly unique, our manufacturing experts will review how best to make your product and work with you to meet your needs.

## Section Index

Bulk Wire	107-108
Ordering Guide	109

# Bulk Wire Overview

CAPABILITIES

## We provide bulk wire and cable to high volume users – specially designed to meet any performance demand.

### Designed to meet your needs with performance you can depend on.

We adhere to exacting high performance design specifications with technical expertise that makes us a world-class manufacturer. Our capabilities are vast and include the following:

- Numerous identification and marking methods
- Zero-defect 100% electrically tested quality assurance
- Manufacturing that meets worldwide standards approvals
- ISO 9001:2008 certified facilities
- JIT delivery
- Specially designed elastomer & PVC molding
- A variety of insulating and jacketing compounds including highly oil resistant compounds to fully submersible cables

### Serving Multiple Applications & Markets:

- Plant Maintenance/MRO
- Industrial & OEM
- Material Handling
- Aircraft Aviation Equipment
- Lighting Systems
- Wind & Solar Energy
- Entertainment
- Marine
- Panel Builders & Harness Assembly
- Food Processing
- Military – DOD
- Submersible Environments
- Security Monitoring and Card Access
- Fire Alarm Systems
- Home Network Systems
- Industrial and Commercial Systems
- Irrigation Systems
- HVAC
- Submersible Pumps
- Mobile Home/Manufactured Housing
- Automotive & Electric Vehicles
- Appliances
- Automation – VFD



**POWER**  
with the best™



## Bulk Wire Overview

# From stock or by custom design, there's a Coleman Cable to fit your needs.

### Examples of cables we offer:

- Portable Cord
- Industrial Flexing Cable
- Special Composite Cable
- Mil-Spec Cable
- Festoon Cables
- Retractable Cords
- Pendant and Reel Cable
- Coax and Electronic Cables
- Geometric Shaped Conductors/Cables
- Tray and Instrumentation Control Cables
- Submersible Cables
- Wind Turbine Cables
- Electric Vehicle Cables
- Aircraft Charging & Boarding Bridge Cables
- Solar Cables
- VFD Cables
- AWG & Metric
- Copper & Bi-Metallic Conductors
- Tin redraw, 10 to 14 AWG, wide range of microinches

### We also offer extensive custom capabilities such as:

- Fabricated conductors, bi-metallics, 1000 KcMil to 26 AWG and metricated sizes. Concentric, bunch and flexible custom strandings. Solid Copper Wire 4 to 24 AWG
- Thermoplastic Insulating & Jacketing Compounds: TPE's, PVC's, Polyethylene, Polyurethane, Plenum, Teflon®, low-smoke Zero-Halogen (LSOH) Halar®, Kynar® Thermoset, and more.
- Thermoset Insulating & Jacketing E\*Beam Irradiated Compounds: X-Linked, EP, XLP, EPR, CPE, EPDM, Polyolefins and Silicone
- Conductor Colors—both US and European
- Striping—extruded or ink printed
- Band Marking
- Braiding and Shielding—silver flat metallic, copper, tinned copper, aluminum, and non-metallic and textiles
- Jackets for extreme environments
- Armoring—continuous aluminum sheath corrugated or smooth, tapes, braids, serves.
- Custom Assemblies—molded and unassembled
- Performance Specifications Testing
- Private Labeling, Packaging & Kits

*Teflon® is a registered trademark of DuPont.  
Kynar® is a registered trademark of Elf Atochem, North America.  
Halar® is a registered trademark of Ausimont.*



**POWER**  
with the best™



**Coleman Cable Inc.**

800.323.9355 • [www.colemancable.com](http://www.colemancable.com)

# Ordering Guide

Put-Up	Ordering Suffix
Reel / 250 feet	04
Reel / 500 feet	05
Reel / 1,000 feet	06
Reel / 1,500 feet	07
Reel / 2,500 feet	09
Reel / 5,000 feet	10

\* Other packaging available. Consult factory.

Color	Ordering Suffix
White	01
Yellow	02
Orange	03
Red	04
Green	05
Blue	06
Brown	07
Black	08
Gray	09
Pink	11
Tan	12
Purple	13

\* Other colors and stripe available. Consult factory.

## Part Number Convention



### Example:

If you wish to order: 12/3 Seoprene® Portable cord in black on 1000' reel.

Your order code would be:



What is a Lumen? What is the difference between a NEMA 5-15 and an L5-20? How does a GFCI protect me while I am working? How do I de-rate my power cords?

Hopefully, these questions and many more will be answered in this section. We have compiled information on most of the questions asked by you, our customer. We loaded technical data, definitions, charts, and references for your convenience.

If you still don't find what you are looking for, you can always contact our inside sales and technical support teams. We are standing by to help with your product, order, and industry questions.

**Section Index**

<b>NEMA Type Designations</b>	<b>111</b>
<b>IP Rating System</b>	<b>112</b>
<b>NEMA Chart</b>	<b>113</b>
<b>Load Values &amp; Color Codes</b>	<b>114</b>
<b>Wiring Devices</b>	<b>115</b>
<b>OSHA Rules &amp; Regulations</b>	<b>116</b>
<b>OSHA Rule Expands Requirements for GFCI Use</b>	<b>117-118</b>
<b>Glossary</b>	<b>119-133</b>
<b>Regulatory Markings</b>	<b>134</b>
<b>Index</b>	<b>135</b>

# NEMA Type Designations

## "NEMA" Types From UL50 & UL508

Environmental ratings for enclosures based on "NEMA" Type designations

Enclosure Type Designation	Intended Use and Description
1	Indoor use primarily to provide a degree of protection against limited amounts of falling dirt.
2	Indoor use primarily to provide a degree of protection against limited amounts of falling dirt and water.
3	Outdoor use primarily to provide a degree of protection against rain, sleet, wind blown dust and damage from external ice formation.
3R	Outdoor use primarily to provide a degree of protection against rain, sleet, and damage from external ice formation.
3S	Outdoor use primarily to provide a degree of protection against rain, sleet, windblown dust and to provide for operation of external mechanisms when ice laden.
4	Indoor or outdoor use primarily to provide a degree of protection against windblown dust and rain, splashing water, hose-directed water and damage from external ice formation.
4X	Indoor or outdoor use primarily to provide a degree of protection against corrosion, windblown dust and rain, splashing water, hose-directed water, and damage from external ice formation.
5	Indoor use primarily to provide a degree of protection against settling airborne dust, falling dirt, and dripping noncorrosive liquids.
6	Indoor or outdoor use primarily to provide a degree of protection against hose-directed water, and the entry of water during occasional temporary submersion at a limited depth and damage from external ice formation.
6P	Indoor or outdoor use primarily to provide a degree of protection against hose-directed water, the entry of water during prolonged submersion at a limited depth and damage from external ice formation.
7	Indoor use in locations classified as Class I, Division 1, Groups A, B, C or D hazardous locations as defined in the National Electric Code (NFPA 70) (Commonly referred to as explosion-proof).
8	Indoor or outdoor use in locations classified as Class I, Division 2, Groups A, B, C or D hazardous locations as defined in the National Electric Code (NFPA 70) (commonly referred to as oil immersed).
9	Indoor use in locations classified as Class II, Division 1, Groups E, F and G hazardous locations as defined in the National Electric Code (NFPA 70) (commonly referred to as dust-ignition proof).
10	Intended to meet the applicable requirements of the Mine Safety and Health Administration (MSHA).
12 & 12K	Indoor use primarily to provide a degree of protection against circulating dust, falling dirt, and dripping noncorrosive liquids.
13	Indoor use primarily to provide a degree of protection against dust, spraying of water, oil, and noncorrosive coolant.

a.) ANSI/UL50, Enclosures for Electrical Equipment for Types 1, 2, 3, 3R, 3S, 4, 4X, 5, 6, 6P, 12, 12K and 13.

b.) ANSI/UL698, Industrial Control Equipment for Use in Hazardous (Classified) Locations and other related standards for Types 7, 8 and 9.

c.) ANSI/NEMA250, Enclosures for Electrical Equipment (1000 Volts Maximum) for Types 1, 2, 3, 3R, 3S, 4, 4X, 5, 6, 6P, 7, 8, 9, 12, 12K and 13.

## "NEMA" Types & "IP" Code Designations

Comparison of "NEMA" Type and "IP" Code Designations  
Conversion of "NEMA" Type to "IP" Code Designations\*

Type Number	IP Designation
1	IP10
2	IP11
3	IP54
3R	IP54
3S	IP54
4 & 4X	IP56
5	IP52
6 & 6P	IP67
12 & 12K	IP52
13	IP54

\*Table cannot be used to convert "IP" Codes to "NEMA" Types.  
See NEMA 250 for additional details.



**Coleman Cable Inc.**

800.323.9355 • www.colemancable.com

# IP Rating System

Characteristics defined by the IEC per Standard 60529.

First Digit Protection against persons - touching and ingress of solid foreign objects		Second Digit Protection against the penetration of liquids	
IP 0_	Without protection	IP _0	Non protected
IP 1_	Protection against touching with the hand and solid objects greater than 50mm dia.	IP _1	Protection against vertical falling of water drops
IP 2_	Protection against touching with the finger and solid objects greater than 12mm dia.	IP _2	Protection against falling of water drops at an angle up to 15° from the vertical
IP 3_	Protection against touching with tools, wires, etc. more than 2.5mm thick and solid objects greater than 2.5mm dia.	IP _3	Protection against spraying water (rain) at an angle up to 60° from the vertical
IP 4_	Protection against touching with tools, wires, etc. more than 1mm thick and solid objects greater than 1mm dia.	IP _4	Protection against splashing water from any direction (360°)
IP 5_	Unlimited protection against contact with live parts and damaging deposits of dust	IP _5	Protection against water jets from any direction (360°)
IP 6_	Unlimited protection against contact with live parts and any penetration of dust	IP _6	Protection against heavy seas (waves)
—		IP _7	Protection against effects of immersion in water under defined conditions of pressure and time
—		IP _8	Protection against continuous submersion in water

		Second Digit										
		IP _0	IP _1	IP _2	IP _3	IP _4	IP _5	IP _6	IP _7	IP _8		
First Digit	IP 0_	IP 00										
	IP 1_	IP 10	IP 11	IP 12								
	IP 2_	IP 20	IP 21	IP 22	IP 23							
	IP 3_	IP 30	IP 31	IP 32	IP 33	IP 34						
	IP 4_	IP 40	IP 41	IP 42	IP 43	IP 44						
	IP 5_	IP 50				IP 54	IP 55					
	IP 6_	IP 60					IP 65	IP 66	IP 67	IP 68		

In some countries a third digit (fr mechanical security) is added.



# NEMA Chart

Volt	Line #	15 Ampere		20 Ampere		30 Ampere		50 Ampere		60 Ampere	
		Connection	Plug	Connection	Plug	Connection	Plug	Connection	Plug	Connection	Plug
<b>2 Pole, 2 Wire</b>											
125V	1	1-15R	1-15P	-	-	-	-	-	-	-	-
250V	2	2-15R	2-15P	2-20R	2-20P	2-30R	2-30P	-	-	-	-
<b>2 Pole, 3 Wire, Grounding</b>											
125V	5	5-15R	515P	5-20R	5-20P	5-30R	5-30P	5-50R	5-50P	-	-
250V	6	6-15R	6-15P	6-20R	6-20P	6-30R	6-30P	6-50R	6-50P	-	-
277V	7	7-15R	7-15P	7-20R	7-20P	7-30R	7-30P	7-50R	7-50P	-	-
<b>3 Pole, 3 Wire</b>											
125/250V	10	-	-	10-20R	10-20P	10-30R	10-30P	10-50R	10-50P	-	-
3 $\phi$ $\Delta$ 250V	11	11-15R	11-15P	11-20R	11-20P	11-30R	11-30P	11-50R	11-50P	-	-
<b>3 Pole, 3 Wire, Grounding</b>											
125/250V	14	14-15R	14-15P	14-20R	14-20P	14-30R	14-30P	14-50R	14-50P	14-60R	14-60P
3 $\phi$ $\Delta$ 250V	15	15-15R	15-15P	15-20R	15-20P	15-30R	15-30P	15-50R	15-50P	15-60R	15-60P
<b>4 Pole, 4 Wire</b>											
3 $\phi$ Y 120/208V	18	18-15R	18-15P	18-20R	18-20P	18-30R	18-30P	18-50R	18-50P	18-60R	18-60P
<b>Locking Plugs &amp; Receptacles</b>											
125V	L1	L1-15R	L1-15P	-	-	-	-	-	-	-	-
250V	L2	-	-	L2-20R	L2-20P	-	-	-	-	-	-
125V	L5	L5-15R	L5-15P	L5-20R	L5-20P	L5-30R	L5-30P	-	-	-	-
250V	L6	L6-15R	L6-15P	L6-20R	L6-20P	L6-30R	L6-30P	-	-	-	-
277V, A.C.	L7	L7-15R	L7-15P	L7-20R	L7-20P	L7-30R	L7-30P	-	-	-	-
480V	L8	-	-	L8-20R	L8-20P	L8-30R	L8-30P	-	-	-	-
800V	L9	-	-	L9-20R	L9-20P	L9-30R	L9-30P	-	-	-	-
125/250V	L14	-	-	L14-20R	L14-20P	L14-30R	L14-30P	-	-	-	-

# Load Values & Color Codes

## Full Load Current Values

Current values based on Usual Speed and Normal Tourque.

Motor Horse Power AC	Rated Motor Voltage – 110V to 120V			Rated Motor Voltage – 220V to 240V		
	Direct Current	Single-Phase AC	Three-Phase (Induction AC)	Direct Current	Single-Phase AC	Three-Phase (Onduction)
.25	2.9	5.8	—	1.5	2.9	—
.33	3.6	7.2	—	1.8	3.5	—
.25	5.2	9.8	4.0	2.6	4.9	2.0
3.4	7.4	13.8	5.6	3.7	6.9	2.8
1	9.4	16.0	7.2	4.7	8.0	3.6
1.5	13.2	20.0	10.4	6.6	10.0	5.2
2	17.0	24.0	13.6	8.5	12.0	6.8
3	25.0	34.0	—	12.2	17.0	9.6
4	40.0	56.0	—	20.0	28.0	15.2
7.5	58.0	80.0	—	29.0	40.0	22.0
10	76.0	100.0	—	38.0	50.0	28.0

For full load currents of 206V and 200V motors, increase corresponding 220V value above by 6% and 10% respectively.

## Current Carrying Capacity of Flexible Cords

Based on Ambient Temperature of 30°C (86°F).

AWG Wire Size	Thermoplastic Types:		Types: HPD, HPN, HSJ, HSO
	ST, STO, SJT, SJTO, SVT, SVTO, SPT	A† B†	
18	7	10	10
17	—	—	12
16	10	13	15
14	15	18	20
12	20	25	30
10	25	30	35
8	35	40	—
6	45	55	—

Amperage shown is for not more than three conductors in a cord. If cord has from four to six conductors, decrease the values show.

† The ampacities under subheading “A” are applicable to three-conductor cords and four-conductor cords with three conductors carrying current.

The ampacities under subheading “B” are applicable to two-conductor cords and three-conductor cords with two conductors carrying current.

Note: On extension cords over 50 feet, derate by two wire sizes.

## Conductor Color Codes

Function	NA – North America (US / Canada)	IEC – International
L = Line (Hot)	Black	Brown
N = Neutral	White	Light Blue
E = Earth (Ground)	Green or Green / Yellow	Green / Yellow
4 <sup>th</sup> Conductor	Red	—
5 <sup>th</sup> Conductor	Yellow	—
6 <sup>th</sup> Conductor	Orange	—



# Wiring Devices

## Selecting the Proper Cord Size

1. Determine the load ampacity requirements.
2. Read across for the number of current carrying conductors.
3. Read down until the value meets or exceeds the requirements established in Step 1.
4. Read back across to left to determine the appropriate size cord.

AWG	2 Current-Carrying Conductors	3 Current-Carrying Conductors	4-6 Current-Carrying Conductors
22	3A	3A	3A
18	10A	7A	5A
16	13A	10A	8A
14	18A	15A	12A
12	25A	20A	16A
10	30A	25A	20A
8	40A	35A	28A
6	55A	45A	36A
4	70A	60A	48A
2	95A	80A	64A

<sup>1</sup> In determining cord capacity, count only those conductors that are current-carrying. The grounding conductor is not counted.

## Nominal Cord Diameter<sup>2</sup>

AWG	2 Conductors	3 Conductors	4 Conductors	5 Conductors
22	0.215 – 0.235"	0.215 – 0.235"	0.240 – 0.260"	0.250 – 0.270"
18	0.340 – 0.385"	0.360 – 0.400"	0.385 – 0.430"	0.460 – 0.510"
16	0.365 – 0.410"	0.385 – 0.430"	0.410 – 0.460"	0.490 – 0.550"
14	0.495 – 0.550"	0.520 – 0.575"	0.560 – 0.620"	0.630 – 0.705"
12	0.565 – 0.625"	0.590 – 0.655"	0.640 – 0.710"	0.700 – 0.770"
10	0.615 – 0.685"	0.650 – 0.720"	0.700 – 0.775"	0.760 – 0.840"
8	0.780 – 0.880"	0.830 – 0.930"	0.925 – 1.050"	1.000 – 1.150"
6	0.920 – 1.050"	0.970 – 1.100"	1.050 – 1.200"	1.180 – 1.330"
4	1.060 – 1.210"	1.130 – 1.280"	1.250 – 1.450"	—
2	1.210 – 1.400"	1.300 – 1.500"	1.450 – 1.650"	—

<sup>2</sup> Cord types S, SE, S00, S0, SE0, ST, ST00, and ST0. Information for 2- through 18-AWG cord taken from U.L. Standard 62 "Flexible Cord and Fixture Wire". Information for 22-AWG cord based on Woodhead Cord.

Note: For further information, consult Table 400-5 of the National Electrical Code.

# OSHA Rules & Regulations

## OSHA 1926.56

Construction areas, ramps, runways, corridors, offices, shops, and storage areas shall be lighted to not less than the minimum illumination intensities listed in the table below while any work is in progress:

**Table: Minimum Illuminations (in Foot-Candles)**

Foot - Candles	Area of Operation
5	General construction area lighting.
3	General construction areas, concrete placement, excavation and waste areas, access ways, active storage areas, loading platforms, refueling, and field maintenance areas.
5	Indoors: warehouses, corridors, hallways, and exitways.
5	Tunnels, shafts, and general underground work areas: (Exception: minimum of 10 foot-candles is required at tunnel and shaft heading during drilling, mucking, and scaling. Bureau of Mines approved cap lights shall be acceptable for use in the tunnel heading)
10	General construction plant and shops (e.g., batch plants, screening plants, mechanical and electrical equipment rooms, carpenter shops, rigging lofts and active store rooms, mess halls, and indoor toilets and workrooms.)
30	First aid stations, infirmaries, and offices.

## 1926.56(b)

Other areas. For areas or operations not covered above, refer to the American National Standard A11.1-1965, R1970, Practice for Industrial Lighting, for recommended values of illumination.

## NEC 2008 410.73.f.5

(5) Metal Halide lamp Containment. Luminaires (fixtures) that use a metal halide lamp other than thick-glass parabolic reflector lamp (PAR) shall be provided with a containment barrier that encloses the lamp, or shall be provided with a physical means that allows only the use of a lamp that is Type O.

## ANSI 78.380 not used

## ESIA 2007

## OSHA 1926.a.2.ii.e,f

# OSHA Rule Expands Requirements for GFCI Use

Are You Compliant?

An important change in OSHA Regulations in 2007 has broadened the requirements for using portable GFCI's in most industries.

## Overview

Mandatory use of portable Ground Fault Circuit Interrupters (GFCI's) began in the 1970's not long after the Occupational Safety and Health Administration (OSHA) was formed by an Act of Congress. The first requirements for GFCI use resulted from an OSHA mandate applying to **Construction Industry** businesses. The mandate required the use of GFCI's whenever "temporary power" was used on the jobsite. The resulting use of GFCI's in construction work has saved many workers' lives in the intervening years since the mandate was issued.

Capitalizing on the **Construction Industry** safety benefits realized, new regulations which went into effect in August, 2007 extended GFCI-use requirements for the first time to OSHA's **General Industry** category of businesses which cover most of the rest of U.S. industry with the exception of agriculture, mining and maritime. Now, in order to comply with OSHA Regulations, a great deal of maintenance, remodeling or repair activities, involving buildings, structures or equipment must be done with workers using GFCI protected equipment.

The new activities for which OSHA has mandated the use of GFCI's cover a large segment of industrial functions having "construction-like" characteristics such as are found in MRO, facilities engineering and disaster preparedness and recovery disciplines. Industries covered include product and materials manufacturing, automotive manufacturing, breweries and bottling plants, chemical and petrochemical processing, food processing and many others.

Previously, most portable GFCI extension cords, quad boxes and other ground fault protection equipment have been bought by construction and electrical contractors. Distributors will now find many new opportunities for GFCI sales with their industrial customers.

## Background

OSHA's scope of regulation covers three major business areas; the **Construction Industry**, the **Maritime Industry** and a third category, **General Industry**, which covers most other business enterprises except for those in mining and agriculture which are overseen by other government agencies. OSHA's regulations are Federal Law and are contained in the U.S. Government's Code of Federal Regulations (CFR). Violations of OSHA regulations can subject companies to legal action and fines.

Prior to the most recent update, OSHA's **General Industry** electrical regulations (29CFR1910, Subpart S) were last updated in August 1990 and were based on Part I of the National Fire Protection Association's NFPA 70E Standard entitled **Electrical Safety Requirements for Employee Workplaces** (1988 Edition). OSHA's **Construction Industry** electrical regulations (29CFR1926, Subpart K) were last updated in 1986. NFPA 70E provides practical application to OSHA requirements. Numerous enhancements in technology have occurred since these regulations were last revised.

In an effort to bring its regulations up to date, OSHA published new **General Industry** regulations in 2007 based on Part I of the 2000 Edition of NFPA 70E. In doing so, and in response to requests from industry stakeholders, OSHA has provided **General Industry** companies with new rules that reflect more current versions of NFPA 70E and the National Electrical Code (NEC). In fact, until they are updated in the future, the **General Industry** rules regarding GFCIs are now more up-to-date than those for the **Construction Industry**.



# OSHA Rule Expands Requirements for GFCI Use

## Are You Compliant?

### Regulations

Set forth below are the actual citations from OSHA's **General Industry** regulations that were issued in 2007. Keep in mind that prior to the issuance of these new regulations, OSHA did not require the use of GFCIs for construction-like work performed by **General Industry** companies.

From 29CFR1910, Subpart S, Article 1910.304(b)(3)	
<b>Ground-fault circuit interrupter protection for personnel</b>	
<b>1910.304(b)(3)(i)</b>	All 125 Volt, single-phase, 15 and 20 Ampere receptacles installed in bathrooms or on rooftops shall have ground fault circuit interrupter protection for personnel.
<b>1910.304(b)(3)(ii)</b>	The following requirements apply to temporary wiring installations that are used during construction-like activities, including certain maintenance, remodeling, or repair activities involving buildings, structures or equipment.
<b>1910.304(b)(3)(ii)(A)</b>	All 125 Volt, single-phase, 15, 20, and 30 Ampere receptacle outlets that are not part of the permanent wiring of the building or structure and that are in use by personnel shall have ground fault circuit interrupter protection for personnel.  <b>Note 1 to paragraph (b)(3)(ii)(A)</b> of this section: A cord connector on an extension cord set is considered to be a receptacle outlet if the cord set is used for temporary electric power.  <b>Note 2 to paragraph (b)(3)(ii)(A)</b> of this section: Cord sets and devices incorporating the required ground fault circuit interrupter that are connected to the receptacle closest to the source of power are acceptable forms of protection.
<b>1910.304(b)(3)(ii)(B)</b>	Receptacles other than 125 Volt, single-phase, 15, 20, and 30 Ampere receptacles that are not part of the permanent wiring of the building or structure and that are in use by personnel shall have ground fault circuit interrupter protection for personnel.
<b>1910.304(b)(3)(ii)(C)</b>	Where the ground fault circuit interrupter protection required by paragraph (b)(3)(ii)(B) of this section is not available for receptacles other than 125 Volt, single-phase, 15, 20, and 30 Ampere, the employer shall establish and implement an assured equipment grounding conductor program covering cord sets, receptacles that are not a part of the building or structure, and equipment connected by cord and plug that are available for use or used by employees on those receptacles.

### Note:

The second and third articles highlighted above in red pertain directly to the subject of this bulletin. The first article is a general requirement and the last two articles pertain to a significant expansion of GFCI requirements for applications at voltages greater than 125V and 30A.

TRC is an internationally recognized leader in electrical safety products that protect equipment, prevent electrical fires and protect against electrocution and serious injury from electrical shock.

# Glossary

**AB:** Butyl rubber insulated, high-voltage cable.

**ABC:** 600 volt rated, BX-armored building wire with PVC insulation. Formerly referred to as Armored Brush Cable.

**Abrasion Resistance:** Ability of a wire, cable or material to resist surface wear.

**AC:** Flexible metal tape armored cable for branch circuit & feeder cable applications.

**Accelerated Aging:** A test in which voltage, temperature, etc. are increased above normal operating values to obtain observable deterioration in a relatively short period of time.

**ACR:** Corona resistant insulation.

**ACS:** American Chemical Society.

**ACSR:** Aluminum conductor, steel reinforced.

**ACT:** Armored cable that contains plastic insulated conductors.

**ACU:** Armored cable that contains latex rubber insulated conductors.

**ACV:** Varnished cambric insulation, PVC interlocked armor. 5000 Volts.

**Aerial Cable:** A cable suspended in the air on poles or other overhead structure.

**AF:** Asbestos insulated, single solid or stranded conductor fixture wire. Impregnated with moisture resisting, flame retarding compound. With or without braid. 300V, 150°C.

**AFS:** Two-or-three-conductor, heat resistant cord with impregnated-asbestos insulation and rubber jacket. For use in damp locations. 300V.

**AFSJ:** Same as AFS but for lighter (junior) service. 300V.

**AGS:** Solid, stranded or flexible nickel conductor, silicone-impregnated asbestos.

**AI:** Appliance wire same as type A, but moisture resistant as well as heat and flame resistant; dry locations only. Without braid. 300V, 125°C.

**AL** or **ALS:** Used as a suffix to denote a wire or cable having an aluminum sheath.

**Aliphatic:** Organic compound that is not aromatic (it lacks a particular arrangement of atoms in its molecular structure). Memory Trick: Aliphatic hydrocarbons are major components in material such as gasoline and oil-based paints.

**Alkali:** Soluble salt consisting of potassium or sodium carbonate.

**Alkane:** Any of numerous saturated hydrocarbons (also called paraffin).

**Alkene:** Any of numerous unsaturated hydrocarbons having one double bond (such as ethylene).

**Alloy:** A metal formed by combining two or more different metals to obtain desirable properties.

**Alternating Current:** electric current that continually reverses its direction. It is expressed in cycles per second (hertz or Hz).

**Ambient Temperature:** The temperature of a medium surrounding an object.

**American Wire Gauge (AWG):** A standard system for designating wire diameter. Primarily used in the United States.

**Ampacity:** The amount of current (electrical flow) a conductor can carry. The larger the wire size, the greater the amount of current. Current is expressed in amperes (AMP).

**Ampere:** The unit of current. One ampere is the current flowing through one ohm of resistance at one volt potential.

**AN:** Aircraft wire.

**Analog:** Representation of data by continuously variable quantities.

**Annealed Wire:** Wire which after final drawdown, has been heated and slowly cooled to remove the effects of cold working.

**ANSI:** American National Standards Institute.

**ASA:** American Standards Association. Former name of ANSI.

**Anti-Oxidant:** A substance which prevents or slows down oxidation of material exposed to heat.

**ASE:** Service entrance cable, above or below ground use. Some constructions suitable for under ground use. Flame retardant, moisture resistant, abuse resistant covering.

**ASME:** American Society of Mechanical Engineers.

**ASTM:** American Society for Testing and Materials.

**Attenuation:** Power loss in an electrical system. In cables, generally expressed in dB per unit length.

**AV** or **AVC:** Asbestos and varnished-cambric insulated, with asbestos or glass braid. 600V, 110°C.

**AVA:** Impregnated asbestos and varnished-cambric insulated, with asbestos or glass braid.

**AVB:** Same as AVA, but with cotton braid. 600V, 90°C.



# Glossary

**AVL:** Same as AVA, except lead sheath replaces asbestos or glass braid. 600V, 110°C; 5000V, 100°C.

**AVPD:** Two- or three- conductor heat and moisture resistant cord, asbestos and varnished-cambric insulation with asbestos braid. Round construction, flame retardant, moisture resistant finish. For use in damp locations. 600V, 110°C.

**AVPO:** Same as AVPD, but two-conductor flat construction.

**AWG:** American Wire Gauge. Based on the circular mil system. 1 mil equals 0.001".

**AWM:** Appliance Wiring Material.

**B:** Same as AVC. Motor lead wire.

**Band Marking:** A continuous circumferential band applied to a conductor at regular intervals for identification.

**Bandwidth:** The difference between the upper and lower limits of a given band of frequencies. Expressed in Hertz (Hz).

**Balanced Circuit:** A circuit so arranged that the impressed voltages on each conductor of the pair are equal in magnitude but opposite in polarity with respect to Ground.

**BDC:** Plastic bus drop cable.

**Bend Radius:** The radius of curvature that a wire or cable can bend without causing any damaging effects.

**Binder:** A spirally served tape or thread used for holding assembled cable components in place awaiting subsequent manufacturing operations.

**Bit Error Rate (BER):** Discrepancy between outgoing and incoming bits transmitted between.

**Bond Strength:** Amount of adhesion between surfaces, such as when surfaces are cemented together.

**Braid:** A fibrous or metallic group of filaments interwoven in cylindrical form to form a covering over one or more wires.

**Braid Angle:** The smaller of the two angles formed by the shielding strand and the axis of the cable being shielded.

**Braid Carrier:** A spool or bobbin on a braider which holds one group of strands or filaments consisting of a specific number of ends. The carrier resolves during braiding operations.

**Braid Ends:** The number of strands used to make up one carrier. The strands are wound side by side on the carrier bobbin and are laid parallel in the finished braid.

**Breakdown Voltage:** The voltage at which the insulation between two conductors is destroyed.

**Breakout:** The point at which a conductor or group of conductors is separated from a multiconductor cable to complete circuits at various points along the main cable.

**BS6746:** British Standard for PVC insulation and sheath of electric cable.

**Bunch Stranding:** A group of wires of the same diameter twisted together without a predetermined pattern.

**Butyl:** Synthetic rubber polymer.

**BW:** Braided wire armor. Basket weave.

**BX:** Armored building wire, 600V.

**C:** Lamp cord, two or more conductors twisted together. Rubber insulation, cotton braid for pendant or portable use in dry places. Not overall covering. 300V or 600V, 60°C. For pendant or portable use in dry places. Not overall covering. 300V or 600V, 60°C.

**Cable Assembly:** A length of fiber optic cable with connectors on one or both ends.

**Cable Track (C-Track):** Flexible plastic or metallic tray, used to guide and protect cables in high speed motion applications.

**Cable Tray:** See "Cable Track".

**CAC:** Flexible copper synthetic tapes, felted asbestos and lacquered braid. 1000V, 125°C.

**CAD:** Computer Aided Design.

**CAM:** Computer Aided Manufacturing.

**Cambric:** Cotton cloth tape coated with an insulation varnish used on extremely high voltage conductors.

**Capacitance:** The storage of electrically separated charges between two conductor surfaces having different potentials. The value depends upon the surface area of the conductors and the distance between them. Capacitance is expressed in Pico farad per foot (pF/ft).

**Carrier Frequency:** The Electromagnetic wave Frequency selected to transmit information. Optical carrier Frequency is from the infrared, visible range or ultraviolet spectrum (1012 Hz and above).

**CATV:** Community Antenna Television. For general use within buildings in accordance with NEC Article 820.

**CATVP:** Community Antenna Television. For use within buildings in ducts, plenums or other spaces used for environmental air in accordance with NEC Article 820.

**CATVR:** Community Antenna Television. For use within buildings in vertical shafts in accordance with NEC Article 820.

**CATVX:** Community Antenna Television. For limited use within buildings in accordance with NEC Article 820.

**CB:** Rubber-insulated brewery cord, with weatherproof braid on each conductor. Twisted, no overall covering.

**CBO:** Polychloroprene-insulated brewery cord for use in damp locations.

**CCTV:** Closed Circuit Television.

**CE:** (Conformité Européenne) is a European Economic Community approval indicating that a product complies with a European Directive. retardant, moisture resistant covering. Overall polychloroprene sheath. 60°C - 75°C.

**Cellular (Foam) Polyethylene:** Expanded or "foam" polyethylene consisting of individual closed cells suspended in a polyethylene medium.

**CENELEC:** European Economic Community Committee for Standardization of technical requirements.

**Certificate of Compliance (C of C):**

A certificate which is normally generated by a Quality Control Department, which shows that the product being shipped meets the customer's specifications.

**Certified Test Report (CTR):** A report providing actual test data on a cable. Tests are normally run by a Quality Control Department, which shows that the product being shipped conforms to test specifications.

**CF:** Fixture wire, heat resistant, with flame retardant, moisture resistant impregnated cotton insulation. With or without plain or fancy cotton or rayon braid. 300V, 90°C.

**CFC:** Two or three CF type wires twisted together without overall covering. Color-coded. 300V, 90°C.

**CFPD:** Two or three CF type wires twisted together with overall covering. Color-coded. 300V, 90°C.

**CFPO:** Two CF type wires laid parallel with overall braid. Color-coded. 300V, 90°C.

**Characteristic Impedance:** The ration of voltage to current at each point along a transmission line on which there are no standing waves. Characteristic impedance is expressed in Ohms (Ω).

**Circular MIL:** The area of a circle on mil (.001") in diameter; 7.845 x 10<sup>-7</sup> sq. in. Used in expressing wire cross sectional area.

**CL2:** Cable intended for use in class 2 circuits within a building in accordance with NEC Article 725.

**CL2P:** NEC Article 725 Class 2 Plenum remote control, signaling and power-limited cables. Meets UL 910 (Steiner Tunnel Test) for Class 2 systems.

**CL2R:** NEC Article 725 Class 2 Riser remote control, signaling and power-limited cables. Meets Riser Flame test for Class 2 systems.

**CL2X:** NEC Article 725 Class 2 Dwelling remote control, signaling and power-limited cables. Meets VW-1 flame test for Class 2 systems.

**CL3:** Cable intended for use in class 3 circuits within a building in accordance with NEC Article 725.

**CL3P:** NEC Article 725 Plenum remote control, signaling and power-limited cables. Meets UL 910 (Steiner Tunnel Test) for Class 3 systems.

**CL3R:** NEC Article 725 Class 3 Riser remote control, signaling a power-limited cables. Meets Riser Flame test for Class 3 systems.

**CL3X:** NEC Article 725 Class 3 Dwelling remote control, signaling power-limited cables. Meets VW-1 flame test for Class 3 systems.

**CM:** NEC Article 725 Communications Wires and Cables General Purpose. Meets Vertical Tray flame test for communications systems.

**CMG:** NEC Article 725 Communications Wires and Cables General Purpose.

**CMP:** NEC Article 725 Communications Wires and Cables Plenum. Meets Steiner Tunnel Test for communications systems.

**CMR:** NEC Article 725 Communications Wires and Cables Riser. Meets Riser flame test for communications systems.

**CMUC:** Indicates cable for under carpet use in accordance with section 800.53(E)(6) of the NEC.

**CMX:** NEC Article 725 Communications Wires and Cables Dwellings. Meets VW-1 flame test for communications systems.

**Cold Flow:** Deformation of the insulation due to mechanical force or pressure (not due to heat softening).

**Collected Volatile Condensable Material (%CVCM):** The percent of the original sample weight that condenses on a cold receiver in the test apparatus.

**Common Axis Cabling:** In multiple cable constructions, a twisting of all conductors about a "common axis" with two conductor groups then selected as pairs. This practice yields smaller diameter constructions than does a separate axis construction, but tends to yield greater susceptance to EMI and ESI.

# Glossary

**Common Mode:** (Noise), caused by a difference in “group potential”. By ground at either end rather than both ends (usually grounded at source) one can reduce this interference.

**Concentric Stranding:** A central wire surrounded by one or more layers of helically wound strands in a fixed round geometric arrangement.

**Concentricity:** In a wire or cable, the measurement of the location of the center of the conductor with respect to the geometric center of the surrounding insulation.

**Conductance (G):** The ability of a conductor to carry an electrical charge. The ratio of the current flow to the potential difference causing the flow. The reciprocal of resistance. Conductance is expressed in siemens (S).

**Conductivity:** The capability of a material to carry electrical current – usually expressed as a percentage of copper conductivity (copper being 100%).

**Conductor:** An uninsulated wire suitable for carrying electrical current.

**Conformite Europeenne (CE):** Is a European Community approval indicating that a product complies with a European Directive.

**Continuous Vulcanization:** Simultaneous extrusion and curing of Elastomeric wire coating materials.

**Control Cable:** A multiconductor cable made for operation in control or signal circuits.

**Copolymer:** A compound resulting from the polymerization of two different monomers.

**Copper-Clad:** Steel with a coating of copper welded to it.

**Corona:** The ionization (charging) of air around a conductor within an insulation material due to high voltage levels.

**Corrosion:** The deterioration of a material by chemical reaction or galvanic action.

**Crazing:** The minute cracks on the surface of plastic materials.

**CRCS:** Continuous Rigid Cable Support; synonymous with a tray.

**Creep:** The dimensional change with time of a material under load.

**Cross-linked:** A term denoting intermolecular bonds between long chain Thermoplastic polymers, affected by chemical or irradiation techniques.

**CRT:** Cathode Ray Tube; common terminology for a video display terminal. Also referred to as VDU or VDT.

**CSA:** Canadian Standards Association.

**C Track:** A cable guide mechanism manufactured of either plastic or metal used in continuous flexing applications.

**Cut-Through Resistance:** The ability of a material to withstand mechanical pressure, (usually a sharp edge or small radius) without separation.

**CV:** Continuous Vulcanization. Simultaneous extrusion and vulcanization of wire coating materials.

**CX:** Two conductor, #18 AWG, rubber-insulated, twisted Christmas tree cord. 300V.

**CXT:** Two conductor, #18, plastic-insulated, twisted Christmas tree cord. 300V.

**Cycle Life:** The number of repetitive flex motions that a wire or cable can withstand prior to breakdown.

**D:** Used as a suffix to indicate a twin wire with two insulated conductors laid parallel under an outer, non-metallic covering.

**DBS:** Acronym meaning Digital Broadcast System.

**Decibel (dB):** A unit to express differences of power level. A term that expresses two power levels used to indicate gains or losses in a system.

**Derating Factor:** A factor used to reduce the current carrying capacity of a wire when used in environments other than that for which the value was established.

**Dielectric:** Any insulating material between two conductors, which permits Electrostatic attraction and repulsion to take place across it.

**Dielectric Constant (ε):** The ratio of the capacitance using the material in question as the Dielectric, to the capacitance resulting when the materials is replaced by air.

**Dielectric Strength:** The voltage which an insulation can withstand before breakdown occurs. Usually expressed as a voltage gradient (such as volts per mil).

**Direct Current (DC):** An electric current which flows in one direction.

**DR:** Rubber range and dryer cord (CSA).

**Drain Wire:** In a cable, the uninsulated wire in intimate contact with a shield to provide for easier termination of such a shield to Ground.

# Glossary

**DRO:** Polychloroprene range and dryer cord (CSA).

**DRT:** Plastic range and dryer cord (CSA).

**Duplex Insulated:** In the thermocouple industry, a combination of dissimilar metal conductors of a thermocouple or Thermocouple Extension Wire.

**E:** Elevator lighting and control cable. Rubber insulation, three overall braids, outer flame retardant and moisture resistant. May have steel supporting strand in center. 300V.

**EIA:** Electronic Industries Association.

**Elastomer:** A class of long-chain polymers capable of being crosslinked to produce elastic compounds, e.g. polychloroprene and ethylene propylene rubber.

**Electromagnetic:** Pertaining to the combined electric and magnetic fields associated with movements of electrons through conductors.

**Electromotive: (EMF):** Pressure or voltage. The force which causes current to flow in a circuit.

**Electrostatic:** Pertaining to static electricity at rest. A constant intensity electric charge.

**Elongation:** The fractional increase in length of a material stressed in tension.

**EMI:** Electromagnetic Interference.

**EO:** Elevator lighting and control cable. Rubber insulation, cotton braid, polychloroprene jacket. May have steel supporting strand in center. 300V.

**ET:** Elevator lighting and control cable. PVC insulation, three braids, flame retardant and moisture retardant finish. May have steel supporting strand in center. 300V.

**Ethylene Propylene Rubber (EPR):** An ozone-resistant rubber consisting primarily of ethylene propylene Copolymer (EPM) or ethylene-propylene-diene monomer rubber (EDPM).

**External Interference:** The effects of electrical waves or fields which cause spurious signals other than the desired intelligence, e.g. noise.

**F:** Flat band metallic armor.

**Farad: (F):** Unit of capacitance whereby a charge of one coulomb produces a one volt potential difference.

**Fatigue Resistance:** Resistance to metal crystallization which leads to conductors breaking from flexing.

**FCC:** Flexible Control Cable.

**FEP:** Fluorinated ethylene propylene-insulated wire. 90°C dry and damp locations; 200°C dry locations (special applications).

**FEPB:** Fluorinated ethylene propylene-insulated wire but with glass or asbestos.

**FF-1:** Fixture wire. Flexible, rubber-insulated, single conductor. 300V, 60°C.

**FF-2:** Same as FF-1 with 600V rating.

**FFH-1:** Heat resistant fixture wire; otherwise same as FF-1, 300V.

**FFH-2:** Same as FFH-1 with 600V rating.

**Filler:** (1) A material used in multiconductor cables to occupy large interstices formed by the assembled conductors. (2) An inert substance added to a compound to improve properties or decrease cost.

**Fluorinated Ethylene Propylene (FEP)** is a "Teflon" fluorocarbon resin and is a Registered T.M. of the DuPont Company. This is a melt extrudable fluorocarbon resin.

**Flat Cable:** Multiconductor cable arranged in a parallel type configuration manufactured with controlled tolerance spacing.

**Flame Resistance:** The ability of a material not to propagate flame once the flame source is removed.

**Flammability:** The measure of the material's ability to support combustion.

**Flex Life:** The measurement of the ability of a conductor or cable to withstand repeated bending.

**Flexibility:** That quality of a cable or cable component which allows for bending under the influence of outside force, as opposed to limpness which is bending due to the cable's own weight.

**Foamed Plastics:** Insulations having a cellular structure.

**FPL:** NEC Article 760 Power-limited fire protective signaling cables General Purpose. Meets Vertical Tray flame test.

**FPLP:** NEC Article 760 Power-limited fire protective signaling cables Plenum. Meets Vertical Tray flame test.

**FPLR:** NEC Article 760 Power-limited fire protective signaling cables Riser. Meets Riser flame test.

**FR-1:** A flammability rating established by UL for wires and cables that pass a specially designed vertical flame test. This designation has been replaced by VW-1.

**Frequency:** Refers to the number of cycles per second of an AC signal or an RF signal.

**FRMR:** Flame retarding moisture resisting finish.



# Glossary

**FT1:** Flammability rating established by Canadian Standards Association for a vertical flame test of wire and cable.

**FT4:** Flammability rating established by Canadian Standards Association for a vertical flame test of cables in cable trays.

**FT6:** Flammability rating established by Canadian Standards Association for horizontal flame and smoke testing of cables.

**FTIR:** Fourier Transform Infrared Spectroscopy. A failure analysis technique that provides information about the chemical bonding/ molecular structure of materials and identify unknown materials.

**FX:** Single rubber-insulated Christmas tree wire with outer braid. 125V, 60°C.

**FXT:** Single plastic-insulated Christmas tree wire. 125V, 60°C.

**G:** 95°C rubber-insulated, polychloroprene-jacketed, portable power cable with two to five #8 AWG or larger conductors with ground wires.

**Gauge:** A term used to denote the physical size of a wire.

**GOR:** Gasoline and oil resistant.

**GPIB:** General Purpose Interface Bus Assembly typically used for interconnecting measurement devices.

**Ground:** The connection between an electrical circuit and the earth or other large conducting body to serve as the earth thus making a complete electrical circuit.

**GTO:** Gas tube sign and oil burner ignition cable. 5000V-15000V.

**H:** Shielded power cable. Multi-conductor cables have paper or varnished-cambric insulation applied directly over individual conductors. Spiraled metallic shielding tape over insulation with overall protective covering.

**Harmonized (HAR):** Products meeting requirements of CENELEC for use in European Economic Community.

**Harness:** An arrangement of wires and cables, usually with many breakouts, which have been tied together or pulled into a rubber sheath, used to interconnect electric circuits.

**Hash Mark Stripe:** A non-continuous Helical Stripe applied to a conductor for identification.

**HC:** Two or more conductor heater cord, asbestos- and rubber-insulation with cotton braid over each conductor. Twisted, no overall covering.

**Heat Distortion:** Distortion of a material due to the effects of heat.

**Heat Shock:** A test to determine stability of a material by sudden exposure to a high temperature for a short period of time.

**Helical Stripe:** A continuous, colored, spiral stripe applied to a conductor for circuit identification.

**Hertz (Hz):** A term replacing cycles-per-second as a unit of Frequency.

**HF:** Polyethylene-insulated radio hookup wire or without braid

**Hi-Pot:** A test designed to determine the highest voltage that can be applied to a conductor without electrically breaking down the insulation.

**Hook-Up Wire:** A single insulated conductor used for low current, low voltage (usually under 1000 Volts) applications within enclosed electronic equipment.

**HPD:** Rubber and asbestos-insulated heater cord. No braid in individual conductors but with braid overall. Also made with polychloroprene-insulation and no asbestos or PVC/NBC.

**HPN:** Two-conductor, polychloroprene-insulated heater cord. Parallel construction. For use in damp locations.

**HS:** Rubber- and asbestos-insulated heater cord. Cotton serve and rubber-jacketed overall. For use in damp locations, #14 or #12 conductors. Also made with polychloroprene-insulated inners.

**HSJ:** Same as type HSD but with #18 or #16 conductors and differing thickness of jacket.

**HSJO:** Same as HSJ but with polychloroprene jacket.

**HSO:** Polychloroprene jacketed heater cord.

**HW:** Radio hookup wire with PVC insulation. With or without nylon jacket, braid or shield. 2500V.

**Hydrocarbon:** Organic chemical compound that is comprised of only carbon (C) and hydrogen (H) atoms.

**Hygroscopic:** Readily absorbing and retaining moisture.

**Hypalon:** DuPont's trade name for their chlorosulfonated polyethylene, an ozone-resistant synthetic rubber.

**I:** Interlocked armor of aluminum, bronze or steel.

**ICEA:** Insulated Cable Engineers Association.

**IEC:** International Electro technical Commission.

**IEEE:** Institute of Electrical and Electronics Engineers.

**Impact Strength:** A test for determining the mechanical punishment a cable can withstand without physical or electrical breakdown by impacting with a given weight, dropped a given distance, in a controlled environment.

**Impedance:** The total opposition (reactance, X & resistance, R) that a circuit offers to the flow of alternating current (AC) at any given frequency. Impedance is expressed in Ohms. Impedance is not length related.

**IMSA:** International Municipal Signal Association.

**Index of Refraction:** The ratio of the velocity of light in free space to the velocity of light in a given material.

**Inductance:** The property of a circuit or circuit element that opposes a change in current flow, causing current changes to lag behind voltage changes. This is expressed in micro henries per foot (uH/Ft).

**Insulation:** A material having high resistance to the flow of electric current.

**Insulation Resistance (I.R.):** That resistance offered by an insulation to an impressed dc voltage, tending to produce a leakage current through the insulation.

**Interference:** Electrical or Electromagnetic disturbances which introduce undesirable responses into other electronic equipment.

**Interstices:** Voids or valleys between individual strands in a conductor or between insulated conductors in a multi-conductor cable during extreme flexing.

**IPCEA:** Insulated Power Cable Engineers Association.

**IPE:** Irradiated polyethylene tape.

**Irradiation:** In insulations, the exposure of the material to high energy emissions to alter the molecular structure by cross-linking.

**ISA:** Instrument Society of America.

**ISO:** International Standards Organization.

**J:** Asphaltic jute, non-metallic armor.

**Jacket:** An outer covering, usually non-metallic, mainly used for protection against the environment.

**KPSI:** Tensile strength in thousands of pounds per square inch.

**Kynar:** Pennwalt trade name for polyvinylidene fluoride, a fluorocarbon material used as insulation for wire wrap wire.

**L:** Denotes lead sheath.

**Lay:** The length measured along the axis of a wire or cable required for a single strand (in stranded wire) or conductor (in cable) to make one complete turn about the axis of the conductor or cable. 3.28 feet.

**LESCW:** Low energy safety circuit wire.

**LW:** Radio hookup wire with PVC insulation. With or without nylon jacket, braid or shielding braid. 300V.

**M:** Suffix indicating two or more insulated, twisted conductors under an outer, non-metallic covering.

**MATV:** Acronym for Master Antenna Television System.

**MC:** Denotes cable with interlocking metal tape or corrugated tube enclosure.

**MCM:** One thousand circular mils.

**Mho:** The unit of conductivity. The reciprocal of an ohm

**MHz:** Megahertz (one million cycles per second). Formerly Mc.

**MI:** One or more conductors insulated with highly compressed magnesium oxide and enclosed in liquid-/gas-tight metallic tube. 90°C dry and wet locations; 250°C for special applications.

**Mil:** A unit used in measuring diameter of a wire or thickness of insulation over a conductor. One one-thousandth of an inch (.001").

**Mis-Match:** A termination having a different impedance than that for which a circuit or cable is designed.

**ML:** Single-conductor, paper-lead cables twisted together without overall covering. Type A: AVC mine locomotive cable; Type B: motor lead wire.

**MN:** Mining Machine cable.

**Modulation:** The coding of information onto the carrier Frequency. Modulation means include (among others) amplitude, frequency, or phase pulse many forms of on-off Digital coding.

**Modulus of Elasticity:** The ratio of stress to strain in an elastic material.

**Moisture Absorption:** The amount of moisture, in percentage, that a material will absorb under specified conditions.

**Moisture Resistance:** The ability of a material to resist absorbing moisture from the air or when immersed in water.

**Monomer:** The basic chemical unit used in building a polymer.

# Glossary

**MP:** NEC Article 800 Multipurpose Cables General Purpose. Meets Vertical Tray flame test. This listing will no longer be permitted after 7/1/2003

**MPG:** NEC Article 800 Multipurpose Cables General Purpose. This listing will no longer be permitted after 7/1/2003.:

**MPP:** NEC Article 800 Multipurpose Cables Plenum. Meets Steiner Tunnel test. This listing will no longer be permitted after 7/1/2003

**MPR:** NEC Article 800 Multipurpose Cables Riser. Meets Riser flame test. This listing will no longer be permitted after 7/1/2003

**MRFR:** Moisture resistant, flame retardant finish

**MTW:** Moisture, heat and oil resistant thermoplastic-insulated machine tool wire. 90°C to 105°C, 600V

**MUX:** Unit that allows the simultaneous transmission of multiple messages over a single cable

**MW:** Radio hook-up wire with PVC insulation and plain or nylon jacket, braid, or shield. 1000V

**Mylar:** DuPont trade name for a polyester material.

**National Electrical Code (NEC):** A consensus standard published by the National Fire Protection Association (NFPA) and incorporated in OSHA regulations.

**NBC:** A blend of acrylonitrile-butadiene rubber and PVC. Used for jacketing.

**NBS:** National Bureau of Standards.

**NEC:** National Electrical Code; oftentimes simply referred to as the "CODE".

**NEMA:** National Electrical Manufacturers Association.

**NFPA:** National Fire Protection Association; the administrative sponsor of the NEC.

**NM:** Non-metallic sheathed cable, braid or plastic covered. For dry use. 60°C.

**NM-B:** Type NM cable using 90°C insulation.

**NMC:** Non-metallic sheathed cable, plastic or polychloroprene covered. Wet or dry use, 60°C.

**NMC-B:** Type NMC cable using 90°C insulation.

**NRHW:** Moisture and heat resistant rubber insulation with polychloroprene jacket for use in ducts. Dry and wet locations. 600V, 75°C.

**Nylon:** A group of polyamide polymers which are used for wire and cable jacketing.

**OFHC:** Oxygen-Free High Conductivity Copper.

**OFN:** NEC Article 770 Optical Fiber Network.

**OFNP:** NEC Article 770 Optical Fiber Network Plenum.

**OFNR:** NEC Article 770 Optical Fiber Network Riser.

**OHM ( $\Omega$ ):** Unit of resistance such that a constant current of one Ampere produces a force of one Volt.

**OSHA:** Occupational Safety and Health Act; covers all factors relating to safety in the workplace.

**Outgassing:** The percentage of a gas released during the combustion of insulation or jacketing materials. Outgassing is a critical concern in many applications, such as those involving space uses due to the chemical composition of materials.

**Overlap:** The amount the trailing edge laps over the leading edge of a tape wrap.

**P:** Two or more rubber-insulated stranded conductors with cotton braid over each. Overall cover of cotton braid reinforcement over rubber filler. For pendant or portable use in damp locations. 300V-600V.

**Pairing:** The union of two insulated single conductors through twisting.

**PBM-122:** Trailing mine cables.

**PCG:** Portable mine cable with power, control and ground conductors.

**PD:** Rubber-insulated, stranded conductors with cotton braid over each. Conductors twisted with braid overall. Light duty, dry locations on appliances. 300V.

**PFA:** Perfluoroalkoxy; fluoropolymer used as a wire insulation.

**PFAH:** High temperature version of PFA used for dry locations only; 250°C rated.

**PG:** Portable mine cables containing power and ground conductors. 600V.

**Pick:** The distance between two adjacent crossover points of braid filaments. The measurement in picks per inch indicates the degree of coverage.

**Pitch:** In Flat Cable, the nominal distance between the index edges of two adjacent conductors.

**PL:** Two rubber-insulated, parallel-laid lamp cords with overall cotton or rayon braid. For light duty on small appliances in dry locations. 300V.

**Plastic Deformation:** Change in dimensions under a load that is not recovered when the load is removed.

**Plasticizer:** A chemical agent added to plastics to make them softer and more pliable.

**PLSJ:** All-rubber parallel-jacketed two conductor light duty cord for pendant or portable use in damp locations. 300V.





**PLT:** Same as PLSJ except thermoplastic insulation.

**PLTC:** NEC Article 760 Power Limited Tray Cable General Purpose. Meets Vertical Tray flame test.

**PNA, PNW:** Polyethylene-insulated control cables with nylon sheath on individual conductors. Cabled tape and PVC jacket. Dry and wet locations. 600V, 75°C.

**PO:** Two stranded copper conductors with separator and code rubber insulation and cotton braid over each. Laid parallel with cotton or rayon braid overall. For use in dry locations on small appliances. 300V-600V.

**Polyester:** Polyethylene terephthalate, which is used extensively in the production of a high-strength moisture-resistant film used as a cable core wrap.

**Polyethylene (PE):** A family of insulation's derived from the polymerization of ethylene gas and characterized by outstanding electrical properties, including high I.R., low Dielectric constant, and low Dielectric loss across the frequency spectrum. Mechanically rugged, it resists abrasion and cold flow.

**Polymer:** A material of high molecular weight formed by the chemical union of monomers.

**Polyolefin:** A family of thermoplastics based upon the unsaturated hydrocarbons known as olefins. When combined with butylene or styrene polymers, they form compounds such as polyethylene and polypropylene.

**Polyvinylchloride:** A general purpose family of insulation's whose basic make up is polyvinylchloride or its copolymer vinyl acetate. Plasticizers, stabilizers, pigments and fillers are added in lesser quantity to improve mechanical and/or electrical properties of this material.

**Porosity:** Multiple air voids in an insulation or jacket wall.

**POS:** Pairs, Overall Shield

**POSJ:** All-rubber, parallel, light duty rip-cord for use on lamps and small appliances. 300V, 60°C.

**POSJX:** All-rubber, parallel, #20 AWG rip-cord for use on lamps, clocks and Christmas trees. 125V.

**POT:** Thermoplastic, parallel, light duty rip-cord. 300V, 60°C to 105°C.

**POT:** Acronym for "Plain Old Telephone" wires used before the introduction of Category Telephone Cables.

**Potting:** The sealing of a cable termination or other component with a liquid which Thermosets into an Elastomer.

**Power Factor:** The ratio of resistance to impedance. The ratio of an actual power of an Alternating Current (A.C.) to apparent power. Mathematically, the cosine of the angle between the voltage applied and the current resulting.

**POXT:** Same as thermoplastic, parallel, light duty rip-cord, 300V, 60°C - 105°C(POT), except #20 AWG for clock and Christmas tree use.

**PPAP:** Production Part Approval Process. A process to ensure that outsourced components comply with the quality.

**PPE:** Portable Power Elastomer. Similar to W, G, GG-C, but made with TPE materials.

**Primary Insulation:** The first layer of non-conductive material applied over a conductor, whose prime function is to act as electrical barrier (sic... Insulation).

**Propagation:** Delay time required for an electrical wave to travel between two points on a transmission line.

**PS:** Rubber insulated thermostat cable (solid conductors with individual rubber insulations)

**Pulling Eye:** A device fastened to a cable to which a hook may be attached in order to pull the cable into or from a duct.

**PW:** Moisture-proof, reinforced, portable cord with two or more rubber-insulated conductors with individual cotton braid. Moisture resistant cotton braid finish over rubber jacket. 300V-600V

**R:** Rubber-insulated building wire. 600V, 60°C.

**REA:** Rural Electrification Administration, former agency of the U.S. Dept. of Agriculture charged with administering loan programs for electrification and telephone service in rural areas. Abolished in 1994, functions assumed by the Rural Utilities Service.

**Reactance:** The opposition offered to the flow of Alternating Current (A.C.) by inductance or capacitance of a component or circuit.

**Refractive Index:** Ratio of light velocity in a vacuum to its velocity in the transmitting medium.

**Resin:** A synthetic organic material formed by the union (polymerization) of one or more monomers with one or more acids.

**Resistance:** A measurement of the difficulty in moving electrical current through a medium when voltage is applied. Resistance is expressed in Ohms (Ω).

**Retractable Cable:** A cable that returns by its own stored energy from an extended condition to its original contracted form.

# Glossary

**RF:** Fixture wire, code or latex rubber-insulation and braid over solid or stranded conductor. 60°C.

**RFH:** Same as RF, but rubber or latex rubber insulation, heat resistant. 75°C.

**RFI:** Radio Frequency Interference.

**RG/U:** Radio Government, Universal. RG is the military designation for coaxial cable in MIL-C-17 and U stands for "general utility".

**RH:** Rubber-insulated, heat resistant building wire. 75°C.

**RH/RW:** Rubber-insulated, heat and moisture resistant building wire. 75°C dry, 60°C wet.

**RHD:** Rubber-insulated, twin conductor, heat resistant, fibrous covered wire

**RHDL:** Same as RHD, except lead instead of fibrous covered.

**RHH:** Rubber-insulated, heat resistant building wire. Dry and damp locations. 90°C.

**RHL:** RHH with overall lead sheath.

**RHM:** Rubber-insulated multiple conductors, heat resistant and over fibrous covered.

**RHML:** Same as RHM, but with lead cover overall.

**RHW:** Rubber-insulated building wire, heat and moisture resistant. Dry and wet locations. 75°C.

**RHW-2:** Moisture and heat resistant or cross-linked synthetic polymer. Dry and wet locations. 90°C.

**Ridge Marker:** One or more ridges running laterally along the outer surface of an insulated wire for purposes of identification.

**RJ:** Rubber-insulated and jute covered cable  
RJFJ Rubber-insulated cable with flat band armor

**RJIJ:** Rubber-insulated cable with interlock armor

**RL:** Rubber-insulated cable with lead sheath

**RLJFJ:** Rubber-insulated cable with lead, jute, flat band armor and overall jute covering

**RLJWJ:** Rubber-insulated cable with lead, jute, steel wire armor and overall jute covering

**RM:** Rubber-insulated multiple conductors with fibrous covering

**RML:** Same as RM, but lead instead of fibrous covering

**RoHS:** Restriction of Hazardous Substances; typically refers to the EU legislation geared to protect the environment

**Root Mean Square (RMS):** The effective value of an Alternating Current (A.C.) or voltage.

**Rope Lay Conductor:** A conductor composed of a central core surrounded by one or more layers of helically laid groups of wires.

**RP:** Performance grade rubber insulation. 60°C.

**RR:** Rubber insulation, polychloroprene jacket, see Type USE.

**RS:** Integral rubber insulation and jacket on single conductor cables.

**RU:** Rubber-insulated, latex building wire. 60°C.

**RUH:** Same as RU, but heat resistant. 75°C.

**Rupture:** In the breaking strength or tensile strength tests, the point at which the material physically comes apart, as opposed to elongation yield strength, etc.

**RUW:** Same as RU, but heat resistant. 60°C.

**RW:** Rubber-insulated building wire. Moisture resistant. 60°C.

**RWS:** Same as RW, but synthetic rubber.

**S:** Heavy duty, rubber-insulated portable cord. Stranded copper conductors with separator and individual rubber insulation. Two or more color-coded conductors cabled with filler, wrapped with separator and rubber jacketed overall. 600V.

**SA:** Silicone rubber insulation, asbestos or glass braid, for use in dry locations. 90°C dry and damp locations; 125°C for special applications.

**SAE:** Society of Automotive Engineers.

**SAEJ-1128:** Automotive primary wire specification.

**SB:** Slow burning wire. Three cotton braids, impregnated. 90°C.

**SD:** Service drop cable. Two code rubber-insulated conductors, tape, laid parallel with neutral conductor concentric there over. Tape and braid overall. Also round construction.

**SDN:** Small Diameter polychloroprene; Small diameter multi-conductor control cable with polychloroprene jacket and nylon sheath over polyethylene insulation.

**SE:** Above ground service entrance cable, not protected against mechanical abuse. Flame retardant, moisture resistant covering with overall polychloroprene sheath rated 60°C - 75°C.

**SEA:** Service entrance cable. Steel-armored under outer braid, one or two rubber-insulated conductors with neutral conductor served concentricity, moisture resistant tape, weatherproof braid finish. 300V, 75°C.

**SEC:** Service Entrance Cable.

**Self Extinguishing:** the characteristic of a material whose flame is extinguished after the igniting flame is removed.

**Semiconductor:** A material that has a resistance characteristic between that of insulators and conductors.

**Semi-Rigid (SR) PVCC:** A hard semi-flexible polyvinylchloride compound with low plasticizer content.

**SEO:** Same as SE, oil resistant.

**SEOW-A:** Same as SEO, UL listed sunlight resistant material. W-A prior to 7/2/98 UL62.

**Separator:** A layer of insulating material such as textile, paper, polyester, etc. Used to improve stripping qualities, flexibility, mechanical or electrical protection to the components.

**Serve:** A filament or group of filaments such as fibers or wires, wound around a central core.

**SEU:** Same as SEA, but not armored.

**SEW;SEWF:** Silicone Rubber insulated equipment wire (CSA).

**SEW-A:** Same as SE, UL listed sunlight resistant material. W-A prior to 7/2/98 UL62.

**SF:** Silicone rubber insulated fixture wire, solid or 7-strand conductor. 200°C.

**SFF:** Same as SF, except flexible stranding. 150°C.

**SG:** Same as SW, except with ground wires (CSA).

**SGO:** Same as SWO, except with ground wires (CSA).

**SH-A:** Portable mine power cable, three or four individually shielded conductors. 5000V.

**SH-B:** Same as SH-A, except shield is overall.

**SH-C:** Same as SH-B, but with grounding conductors.

**SH-D:** Same as SH-A, but with grounding conductors.

**Sheath:** The outer covering or jacket of a multiconductor cable.

**SHFS:** PVC insulated with felted-asbestos, flame-proof cotton or rayon braid.

**Shield:** In cables, a metallic layer placed around a conductor or group of conductors to prevent electrostatic interference between the enclosed wires and external fields.

**Shield Coverage:** The physical area of a cable that is actually covered by the shielding material and is expressed as a percentage.

**Shield Effectiveness:** The relative ability of a shield to screen out undesirable signals.

**Signal Cable:** A cable designed to carry current of usually less than one Ampere per conductor.

**Sintering:** Fusion of a spirally applied tape wrap jacket by the use of high heat to a homogenous continuum. Usually employed for fluorocarbon, non-extrudable materials.

**SIS:** Single conductor wire commonly made with chemically cross linked polyethylene insulation that is heat & moisture resistant, and flame retarded (90°C/90°C rated wet/dry).

**SJ:** Junior hard service, rubber-insulated pendant or portable cord. Same construction as type S, but 300V. Jacket thickness different.

**SJE:** Same as SJ, using thermoplastic elastomer in place of rubber.

**SJEO:** Same as SJE, but with oil resistant insulation.

**SJEOO:** Same as SJE, but with oil resistant insulation and jacket (oil proof).

**SJEOW:** Same as SJE, oil resistant, wet locations

**SJEOW-A:** Same as SJE, UL listed sunlight resistant material. W-A prior to 7/2/98 UL62.

**SJEW-A:** Same as SJE, UL listed sunlight resistant material. W-A prior to 7/2/98 UL62.

**SJO:** Same as SJ, but polychloroprene, oil resistant compound outer jacket. Can also be made water resistant. 300V, 60°C.

**SJT:** Junior hard service thermoplastic or rubber-insulated conductors with overall thermoplastic jacket. 300V, 60°C to 105°C.

**SJTO:** Same as SJT but oil resistant thermoplastic outer jacket. 60°C.

**SJTOO:** Same as SJT but oil-proof thermoplastic outer jacket.

**SJTOW-A:** Same as SJTO, UL listed sunlight resistant material. W-A prior to 7/2/98 UL62.

**SJTW:** Same as SJT for wet locations. 300V, 60°C to 105°C.

**SJTW-A:** Same as SJT, UL listed sunlight resistant material. W-A prior to 7/2/98 UL62.

**Skin Effect:** The phenomenon in which the depth of penetration of electric currents into a conductor decreases as the frequency increases.

**SNM:** A cable designed for use in hazardous locations consisting of insulated conductors in an extruded non-metallic jacket. It is then covered with an overlapping spiral metal tape and wire shield and jacketed with an extruded moisture, flame, oil, corrosion, fungus and sunlight resistant nonmetallic material.

# Glossary

**SO:** Hard service cord, same construction as type S except oil resistant polychloroprene jacket. 600V, 60°C to 90°C.

**SOW:** Water resistant polychloroprene jacketed portable cord (CSA).

**SP-1:** All rubber, parallel-jacketed, two-conductor light duty cord for pendant or portable use in damp locations. 300V.

**SP-2:** Same as SP-1, but heavier construction, with or without third conductor for grounding purposes 300V.

**SP-3:** Same as SP-2, but heavier construction for refrigerators or room air conditioners. 300V.

**Span:** In flat cables, the distance from the reference edge of the first conductor to the reference edge of the last conductor (in cables having flat conductors), or the distance between in centers of the first and last conductors (in cables having round conductors), expressed in inches or centimeters.

**Spark Test:** A test designed to locate imperfections (usually pin-holes) in the insulation of a wire or cable by application of a voltage for a very short period of time while the wire is being drawn through the electrode field.

**SPE:** Society of Plastic Engineers.

**SPE-1:** Same as SP-1, using thermoplastic elastomer

**SPE-2:** Same as SP-2, using thermoplastic elastomer.

**SPE-3:** Same as SP-3, using thermoplastic elastomer.

**Specific Gravity:** The ratio of the density (mass per unit volume) of a material to that of water.

**Spiral Wrap:** The helical wrap of a material over a core.

**Splice:** A mechanical device or fusion process that permanently bonds two fibers together without a connector producing extremely low loss.

**SPOS:** Shielded Pairs, Overall Shield

**SPT-1:** Same as SP-1, except all thermoplastic. 300V. With or without 3rd conductor for grounding.

**SPT-2:** Same as SP-2 except all thermoplastic. 300V. With or without 3rd conductor for grounding.

**SPT-3:** Same as SP-3, except all thermoplastic. 300V. With or without 3rd conductor for grounding.

**SR:** Silicone rubber control cable. 600V, 125°C.

**SR-AW:** Flexible, nickel-plated copper conductor, silicone rubber insulation, glass braid. 600V, 200°C.

**SR-C:** Solid copper conductor, silicone rubber insulation, glass braid. 600V, 125°C.

**SRD:** Portable range or dryer cable. Three or four rubber insulated conductors with rubber or polychloroprene jacket, flat or round construction. 300V, 60°C.

**SRDE:** Same as SRD, using thermoplastic elastomer.

**SRDT:** Same as SRD, except all thermoplastic with a maximum temperature of 90°C.

**SR-H:** Silicone rubber-insulated, asbestos braid. 500V, 125°C.

**ST:** Hard service cord, jacketed, same as type S except all plastic construction. 600V, 60° to 105°C.

**Stability Factor:** The difference between the percentage power factor at 80 volts/mil and at 40 volts/mil measured on wire immersed in water at 75° C for a specified time.

**Static Condition:** Used to denote the environmental conditions of an installed cable rather than the conditions existing during cable installation.

**STO:** Same as ST but with oil resistant thermoplastic outer jacket. 600V, 60°C.

**STOO:** Same as ST but with oil-proof thermoplastic outer jacket. 600V, 60°C.

**STOS:** Shielded Triads, Overall Shield

**STOW-A:** Same as STO, UL listed sunlight resistant material. W-A prior to 7/2/98 UL62

**STP:** Shielded Twisted Pair cable.

**Strip Force:** The force required to remove a small section of insulating material from the conductor it covers.

**STW:** Same as ST for wet locations. 600V, 60o to 105°C.

**STW-A:** Same as ST, UL listed sunlight resistant material. W-A prior to 7/2/98 UL62

**Suggested Working Voltage:** AC voltage that can be applied between adjacent conductors.

**Surface Resistivity:** The resistance of a material between two opposite side of a unit square of its surface. It is usually expressed in ohms.

**Surge:** A temporary, large increase in the voltage or current in an electric circuit or cable.

**SV:** Vacuum cleaner cord, two- or three-conductor, rubber insulated. Overall rubber jacket. For light duty in damp locations. 300V, 60°C.

**SVE:** Same as SV, using thermoplastic elastomer in place of rubber.

**SVEO:** Same as SVE, oil resistant.

**SVO:** Same as SV except polychloroprene jacket. 300V, 60°C.



# Glossary

**SVT:** Same as SV except all plastic construction. With or without third conductor for grounding purposes only. 300V, 60°C to 90°C.

**SVTO:** Same as SVT except with oil resistant thermoplastic jacket. 60°C.

**SW:** Rubber jacketed power supply cable (8 AWG to 2 AWG). 600V (CSA).

**SWO:** Same as SW except polychloroprene jacketed (CSA).

**SWT:** Plastic jacketed power supply cable (8 AWG to 2 AWG). 600V (CSA).

**T:** Thermoplastic vinyl, building wire. 60°C.

**TA:** Switchboard wire, thermoplastic and asbestos.

**TAA:** Flexible nickel or nickel-clad copper, teflon tape, felted asbestos.

**Tank Test:** A voltage Dielectric test in which the test sample is submerged in water and voltage is applied between the conductor and water as Ground.

**TBS:** Switchboard wire, thermoplastic insulation, flame proof cotton braid. 600V, 90°C.

**TBWP:** Three cotton braid, weatherproof saturated. No voltage rating.

**TDM:** Time Domain Multiplexing.

**Tear Strength:** The force required to initiate or continue a tear in a material under specified conditions.

**Teflon®:** A DuPont Company trademark for polytetrafluoroethylene.

**Tefzel®:** Dupont trade name for a fluorocarbon material typically used as the insulation on wire wrap wire.

**Temperature Rating:** The maximum and minimum temperature at which an insulating material may be used in continuous operation without loss of its basic properties.

**Tempest:** Classified procedure which details the complex measurement of the combined reduction of all Electromagnetic emissions from specified equipment.

**Tensile Strength:** The pull stress required to break a given specimen.

**TEW:** CSA type appliance wires. Solid or stranded single conductor, plastic-insulated. 600V, 105°C.

**TEWN:** Same as TEW with nylon jacket. 105°C.

**TF:** Fixture wire, thermoplastic covered, 60°C, 600V, 18-16 AWG.

**TFE:** Extended Polytetrafluoroethylene for dry locations only. 250°C.

**TFF:** Same as TF but flexible stranding, 60°C, 600V, 18-16 AWG.

**TFN or TFFN:** Same as TFF with nylon jacket, 90°C, 600V, 18-16 AWG.

**TG:** Flexible nickel or nickel-clad copper conductor, teflon tape, glass braid. 200°C.

**TGS:** Solid or flexible copper, nickel-clad iron or copper, or nickel conductor. Teflon tape, silicone glass braid. 600V, 250°C.

**Thermal Shock:** A test to determine the ability of a material to withstand heat and cold by subjecting it to rapid and wide changes in temperature.

**Thermocouple Wire (Grade):** A pair of wires of dissimilar alloys having EMF-temperature characteristics calibrated to higher temperature levels than the extension type of thermocouple wire. Unlike the thermocouple extension wire, this wire may be employed as the thermocouple hot junction in addition to serving as the entire wire connection between hot and cold's.

**Thermoplastic:** A material which softens when heated or reheated and becomes firm on cooling.

**Thermoset:** A material which hardens or sets by heat, chemical or radiation cross-linking techniques and which, once set, cannot be resoftened by heating.

**THHN:** Single conductor, flame retardant, heat & moisture resistant, nylon jacketed wire. Dry locations. 90°C, 600V.

**THHW:** Single conductor, flame retardant, moisture & heat resistant thermoplastic. 75°C wet location; 90°C dry location, 600V.

**THW:** Single conductor, flame retardant, moisture and heat resistant thermoplastic insulation, 75°C dry and wet locations, 600V.

**THWN:** Same as THW but with nylon jacket overall. 75°C dry and wet locations, 600V.

**Tinned Copper:** Tin coating added to copper to aid in and inhibit corrosion.

**TOS:** Triads, Overall Shield

**Total Mass Loss (%TML):** The weight change of the original sample after test.

**TP:** Parallel tinsel cord. Two rubber insulated & jacketed very flexible conductors. Light duty, attached to appliances of 50W or less. For use in damp locations in lengths of eight feet or less.

**TPO:** Same construction as type PO but with extra flexible tinsel conductors. 125V.

**TPT:** Same as TP but all thermoplastic insulation and jacket. 125V.

# Glossary

**Transmission Line:** A signal-carrying circuit with controlled electrical characteristics used to transmit high-frequency or narrow-pulse signals.

**Transmission Loss:** The decrease or loss in power during transmission of energy from one point to another. Usually expressed in decibels.

**Tray:** A cable tray system is a unit or assembly of units or sections, and associated fittings, made of non-combustible materials forming a rigid structural system used to support cables. Cable tray systems (previously termed continuous rigid cable supports) include ladders, troughs, channels, solid bottom trays, and similar structures.

**Tray Cable:** A factory-assembled multiconductor or multipair control, signal or power cable specifically approved under the National Electrical Code for installation in trays.

**Triple (Triad):** A cable consisting of three insulated single conductors twisted together.

**TS:** Two- or three-conductor rubber insulated and jacketed tinsel cord. Light duty, attached to an appliance of 50W or less. For use in damp places in lengths of eight feet or less.

**TSO:** Same as type TS but with polychloroprene jacket. 125V.

**TST:** Same as TS, but all thermoplastic insulation and jacket.

**TT:** PVC insulation and sheath, aerial and duct.

**TW:** Flame retardant, moisture resistant thermoplastic vinyl-jacketed building wire. Dry and wet locations. 60°C.

**Twining:** Synonymous with pairing.

**UF:** Thermoplastic underground feeder and branch circuit cable, single conductor. 60°C moisture resistant; 75°C moisture and heat resistant

**UF-B:** UF cable with a 75°C jacket and conductors with insulation for 90°C dry and at least 60°C wet locations.

**UHF:** Ultra High Frequency, 300 MHz to 3,000 MHz.

**UL:** Underwriters Laboratories, a non-profit independent organization, which operates a listing service for electrical and electronic materials and equipment .

**Underwriters Laboratories (UL):** a non-profit independent organization, which operates a listing service for electrical and electronic materials and equipment.

**URC:** Weatherproof wire.

**USE:** Underground service entrance cable, single conductor, rubber-insulated, polychloroprene-jacketed. Heat and moisture resistant.

**UTP:** Unshielded Twisted Pair cable.

**V:** Varnished-cambric insulation, with fibrous covering.

**VCB:** Varnished-cambric insulation, cotton braid, flame retardant, moisture resisting finish.

**VCL:** Varnished-cambric insulation, lead covered cable. Ends must be hermetically sealed.

**VD:** Indicates a twin wire having two type V conductors laid parallel under an outer fibrous covering.

**VDE:** German Society of Engineers that establishes standards and testing requirements.

**Velocity of Propagation (Vp):** The speed a signal travels down a length of cable as compared to the speed in free air and is directly dependent upon the dielectric material properties. Vp is the reciprocal of the square root of the dielectric constant (e) of the insulation material and is expressed as a percentage (%).

**VG:** Varnished-glass tape over a flexible copper conductor. Varnished-glass or nylon braid. 600V or 3000V, 130°C.

**VHF:** Very High Frequency, 30 to 300 MHz.

**VM:** Indicates a cable having two or more type V conductors twisted together under an outer fibrous covering.

**Volt:** A unit of Electromotive Force (EMF).

**Voltage:** A measurement of electrical pressure along a conductor. The voltage rating depends primarily on the insulation thickness. The thicker the insulation, the higher the voltage rating. Voltage is expressed in volts (V).

**Voltage Rating:** The highest voltage that may be continuously applied to a wire in conformance with standards or specifications.

**Voltage Standing Wave Ratio (VSWR):** The ratio of the maximum effective voltage to the minimum effective voltage measured along the length of a mis-matched radio frequency transmission line.

**Volume Resistivity:** The electrical resistance between opposite faces of a one cm. cube of insulating material commonly expressed in ohms-centimeter.

**Vp:** Velocity of Propagation ; the speed at which a signal travels down a wire.

**Vulcanization:** A curing process done with rubber, where the physical properties of the elastomer are changed by either chemical or cross-linking agent.

**VW-1:** UL flammability test/rating for wire and cables. Previously designated "FR-1".

# Glossary

**W:** Heavy-duty portable power cable, one to six conductors. 600V, 75°C.

**Water Absorption:** Water by percent weight absorbed by a material after a given immersion period.

**Water Vapor Recovered (%WVR):**

An additional parameter that can be obtained after completion of exposure and measurements required to TML and CVC. There is no set requirement for this test since it is usually just measured and recorded in test reports as additional information.

**Watt (W):** A unit of electric power. The watt is the power required to do work at the rate of one joule per second.

**WEEE:** Waste Electrical & Electronic Equipment.

**Wicking:** The longitudinal flow of a liquid in a wire or cable due to capillary action.

**WP:** Weatherproof construction, two or three impregnated cotton braids. 80°C.

**X:** Two FX wires twisted together, color-coded. 125V, 60°C.

**XHH:** Heat resistant, flame retardant, cross-linked synthetic polymer for dry and damp locations.

**XHHW:** Moisture and heat resistant, flame retardant, cross-linked synthetic polymer. 90°C dry and damp locations; 75°C wet locations.

**XHHW-2:** Flame retardant, moisture and heat resistant cross-linked synthetic polymer. 90°C dry and wet locations.

**XLP or XLPE:** Crosslinked polyethylene.

**XT:** Two FXT wires twisted together, color-coded. 125V, 60°C.

**Yield Strength:** The minimum stress at which a material will start to physically deform.

**Z:** Modified Ethylene Tetrafluoroethylene insulation. 90°C dry and damp locations; 150°C dry locations (special applications).

**ZW:** Modified Ethylene Tetrafluoroethylene insulation. 75°C wet locations; 90°C dry and damp locations; 150°C dry locations (special applications).600V, 100°C.



# Regulatory Agency Markings

## Underwriters Laboratories, Inc.

Underwriters Laboratories, Inc. (UL) was founded as a not-for-profit organization which provides testing for products and UL “Recognition” or “Listing” for manufacturers.



### UL “AWM” Recognized Components

Many wire products have UL AWM (Appliance Wiring Material) Recognized component styles. A wire or cable product bearing a UL AWM Style can be used for internal and external wiring as Recognized component of an original equipment product.



### C-UL Recognized Component Mark

This Recognized component mark is applied to products for the Canadian market. Products with this type of mark have been tested to Canadian Standard requirements.



### UL “LISTED” Wire & Cable Products

UL Listed products are used in applications where the product is not an integral part of the manufactured system. UL Listed wire and cable products are intended for use within residential, commercial or industrial buildings. The National Electrical Code (NEC®) requires use of Listed products to meet the requirements of various “Articles” within the code.



### C-UL Listing Mark

The Listing mark is applied to products for the Canadian market. Products with this type of mark have been tested to Canadian Standard requirements.



### CSA Listing Mark

CSA is an abbreviation for Canadian Standards Association, a non-profit, Nationally Recognized Testing Laboratory (NRTL) which operates a certification service for electrical and electronic materials and equipment.



### CE Conformity to European Directive

CE (Conformité Européenne) is a European Economic Community approval indicating that a product complies with a European Directive.

# Index

Part No.	Page No.	Part No.	Page No.	Part No.	Page No.	Part No.	Page No.	Part No.	Page No.
01220	8	02307	11	03487	8	041452	98	04949	99
01226	8	02308	11	03488	8	041453	98	04950	99
01287	7	02309	11	03489	8	041454	98	04951	99
01288	7	02407	11	03520-01	95	041455	98	04952	99
01289	7	02408	11	03520-07	95	041456	98	05006	62
01487	7	02409	11	03531	96	041457	98	05007	62
01488	7	02438	16	03532	96	041500	100	05307	62
01489	7	02439	16	03533	96	041550	101	05327	62
01567	7	02457	11	03535	96	041551	101	05328	62
01568	7	02458	11	03536	96	041552	98	05337	61
01569	7	02459	11	03537	96	041600	97	05338	61
01687	7	02538	16	03588	8	041601	97	05360-89-08	78
01688	7	02548-00-XX	13	03589	8	041602	97	05364	65
01689	7	02548-USA1	13	04004	12	041603	97	05407	62
01767	7	02549-00-XX	13	041000	100	041604	97	05408	62
01768	7	02549-USA1	13	04102	12	041650	97	05427	62
01769	7	02557	11	041050	100	041651	97	05428	62
01788	7	02558	11	04107	12	041652	97	05570-89-08	78
01789	7	02559	11	04108	12	041653	97	05657	61
01824	27	02577-00-XX	14	04109	12	04187	12	05658	61
01834	27	02578-00-XX	14	041100	101	04188	12	05857	61
01844	27	02579-00-XX	14	041101	101	04189	12	05858	61
01854	26, 27	02587	11	041102	101	04207	12	05902-00-00	73
01864	26, 27	02588	11	041103	100	04208	12	05903-00-00	73
01910	28	02589	11	041104	100	04209	12	05926	65
01911	28	02618	28	04112	12	04217	12	05929	65
01912	28	02619	28	041150	101	04218	12	05930	65
01915	28	02648-00-XX	13	041151	100	04219	12	05931	65
01917-88-06	29	02649-00-XX	13	041152	100	04388	12	05952	65
01918	26	02687	11	041153	100	04389	12	05958	19, 26
01919	26	02688	11	041200	101	04422	8	05959	19, 26
01920	26	02689	11	041201	101	04427	8	05962	19
01922-88-06	29	02800	41	041202	101	04428	8	05963	19
01924	28	02816	36	041203	100	04429	8	05964	19
01934	28	02821	36	041204	100	04522	8	05965	19
01938	26	02822	36	041205	101	04633	78	05974	19, 26
01939	26	02827	36	041250	100	04633-89-08	78	05975	19, 26
01940-88-08	29	02828	36	041300	101	04644	96	05984	19
01941-88-08	29	02831	38	041350	101	04655	96	05985	19
01960	25	02832	33	041351	98	04657	96	05986	19
01962	25	02834	33	041400	101	04666	96	05987	19
01970	25	02837	33	041401	101	04697	96	05990	19
01972	25	02838	33	041402	101	04698	96	05991	19
01980	25	02839	33	041403	101	04820-89-02	78	05992	19
02211	11	02841	34	041404	101	04921	96	05993	19
02304	11	02851	34	041405	101	04946	99	05998	65
02305	11	03392	33	041450	98	04947	99	05999	65
02306	11	03482	8	041451	98	04948	99	07145	67



**Coleman Cable Inc.**

800.323.9355 • www.colemancable.com

# Index

Part No.	Page No.	Part No.	Page No.	Part No.	Page No.	Part No.	Page No.	Part No.	Page No.
07200	67	09023	21	09555	105	10416-S9-08	29	2437	14
07300	67	09028	16	09560	105	10417	30	2438	14
07500	67	09029	16	09561	105	10418	30	2439	14
07517	68	09044	93	09562	105	12-100-XX	104	24396 001-1	46
07518	68	09045	93	09570	105	13547	88	24500 006-1	46
07519	68	09046	93	09572	105	13569	84	24520 001-1	46
07527	68	09058	16	09575	105	14-100-XX	104	24530 001-1	46
07528	68	09059	16	09590	105	14650 006-6	41	24542 001-1	46
07529	68	09084	21	09702	94	14650 013-6	41	24646 001-1	46
07538	67	09124	93	09703	94	1472	90	24672 001-1	46
07539	67	09125	93	09706	94	14880 001-6	33	24786 001-1	47
07548	67	09126	93	09709	94	14880 002-6	38	24796 001-1	47
07549	67	09154	93	09716	94	14880 003-3	37	24846 001-1	46
07569	67	09155	93	09719	94	14880 004-6	40	24946 003-1	47
07605	66	09156	93	09724	94	14880 012-6	33	24992 001-1	47
07615	73	09208	16	09726	94	14880 013-3	33	25000 016-6	38
07625-88-00	73	09209	16	09733	94	14880 018-3	33	25020 150-1	34
07880-50-00	73	09345	95	09734	94	14880 023-6	40	25040 101-3	39
08120	102	09401	95	09736	94	14880 024-3	33	25080 011-6	35
08435	102	09402	95	09743	94	14880 029-1	33	25080 016-3	35
08445	102	09403	95	09746	94	14880 035-2	48	25080 025-2	35
08465	102	09404	95	09809	9	14880 037-3	40	25080 121-6	37
08466	102	09405	95	09810	9	14880 074-2	33	25080 122-3	37
08467	102	09411	95	09811	9	14880 118-2	40	25080 123-2	37
08471	102	09412	95	09812	9	14880 119-1	40	25080 136-6	35
08565	103	09413	95	09813	9	14880 120-1	40	25080-137	35
08566	103	09414	95	09814	9	14880 121-1	37	25090 001-6	34
08660	103	09415	95	09815	9	14880 122-1	33	25090 006-3	34
08662	103	09510	105	09816	9	14880 226-6	40	25090 025-2	34
08665	103	09516	105	09853	94	14880 232-6	38	25230 001-6	38
08666	103	09519	105	09854	94	14880 402-3	37	25500 001-1	46
08760	104	09521	105	09855	94	14880 425-2	37	25560 001-1	46
08765	104	09522	105	09856	94	14880 450-1	37	26000 011-6	35
08766	104	09523	105	09857	94	14880-244	48	26000 016-3	35
08860	104	09524	105	09858	94	1493	26, 27	26000 125-2	35
08862	104	09525	105	09885	94	16-100-XX	104	26020 002-6	34
08904	104	09527	105	09901	20	17321	88	26020 004-1	37
09001-02	12	09530	105	09902	20	18-100-XX	104	26020 007-3	34
09002-02	12	09536	105	09905	20	2001	87	26020 008-6	40
09003-02	12	09537	105	09906	20	2177	96	26020 009-3	37
09014	93	09541	105	10-100-XX	104	22575	85	26020 010-2	37
09015	93	09542	105	10411	30	22802	22	26020 011-6	34
09016	93	09543	105	10412	30	22849	22	26020 016-3	34
09018	20	09544	105	10413	30	23250 003-1	46	26020 050-1	34
09019	20	09550	105	10414	30	24130 008-1	46	26020 097-6	35
09020	21	09552	105	10415	30	24140 002-1	46	26020 099-1	34
09021	21	09553	105	10416	30	24220 100-3	44	26020 115-6	34
09022	21	09554	105	10416-S8-08	29	24230 101-3	39	26020 121-6	34



# Index

Part No.	Page No.	Part No.	Page No.	Part No.	Page No.	Part No.	Page No.	Part No.	Page No.
26020 124-2	34	4303	15	59028	81	E102	22	L32	73
26020 125-2	34	4304	15	59101	83	E103	22	L33	54
26020 146-6	40	4305	15	59101M	83	E105	22	L38DB	56
26020 147-2	40	4306	15	59101R	83	E140	22	L41HD	56
26020 148-1	40	44110 012-1	47	59103	83	E215	78	L4210	60
26140 010-6	39	44120 012-1	47	59103M	83	E216	78	L4211	60
2627	14	44130 012-1	47	59103R	83	E230	79	L500	54, 58, 73
2628	14	44140 012 1	47	59104	83	E233	62	L5200	56
2629	14	44610 001-1	47	59104M	83	E235	79	L5203	56
2801	79	44620 001-1	47	59104R	83	E237	62	L5500	56
2803	22	44630 001-1	47	59404	90	E238	79	L5502	56
2805	10	44640 001-1	47	59405	90	E251	78	L5509	54
2806	10	44700 004-3	42	59407	89	E260	22	L712	73
2820	10	44700 005-2	42	59408	89	E3000	73	L716	73
2827	10	44700 006-1	42	59409	89	E315	78	L732	73
2882	10	44720 005-1	42	59410	89	E316	78	L766	73
2883	10	44720 012-3	42	59411	89	E318	78	L767	73
2884	10	44720 013-2	42	59412	89	E319	78	L786	73
2885	10	44720 020-1	42	59413	89	E400	67	L787	73
2886	10	47010 002-6	39	59416	90	E401	67	L796	73
2887	10	47030 001-6	39	59711	82	F25001	30	L845	54
2888	10	48005	78	59712	82	F35003	30	L855	54
2893	61	48006	78	59713	82	F50001	30	L860	54
2948	61	50000	85	59714	82	L10SLED	54	L878	56
30040 006-6	38	50001	85	59715	82	L113	56	L96	73
30050 003-3	38	50002	85	59716	82	L12500W	73	R11230-88-45	76
30090 012-6	41	50003	85	59717	82	L1301	58	R11231-88-45	76
31100	49	50004	85	59718	82	L1306	58	R11271-88-45	76
31101	49	50005	85	59719	82	L1350	58	R11610-88-50	76
31102	49	50006	85	59720	81	L1407	71	R11680-88-50	76
31103	49	50007	86	59726	81	L14SLED	54	R12110-88-50	76
31104	49	50008	86	59727	82	L15500W	73	R12113-88-50	76
31105	49	50009	86	59728	82	L16	73	R12210-88-25	76
31106	49	50010	86	59729	82	L1719	54	R12210-88-50	76
31107	49	50011	87	59743	84	L1797	64	R12213-88-50	76
31108	49	50012	87	59744	86	L19	56	R12310-88-50	76
31109	49	50013	87	59745	81	L1920	64	R12310-88-70	76
31110	49	50014	87	82870	22	L1921	64	R12313-88-50	76
31112	49	50015	87	90501	95	L1922	64		
31113	49	50016	87	90508	95	L1923	64		
32360 001-3	44	5138	10	90509	95	L1924	64		
32555	84	5139	10	90511	95	L1925	64		
33120 001-3	44	54880 004-6	38	90802-3	48	L2004	58		
33240 001-3	44	59007	81	90814-2	48	L2005	58		
400C-2	104	59008	81	90885-3	48	L2006	58		
41240 001-3	44	59013	81	997362	20	L21250W	73		
4301	15	59014	81	AECM20020	41	L22300W	73		
4302	15	59018	81	E101	22	L23	73		





ASSEMBLED

**POWER**  
with the best™





# POWER

with the best™

