

Paper-Faced Bullnose Tape-on (P1BO)

Paper-Faced Beads & Trims

Platinum® 3/4" tape-on bullnose corner bead is used to create a smooth, rounded look to standard drywall corners. Paper-faced bullnose bead adds contemporary styling and a sense of openness to any room. Tape-on bullnose is applied in the same manner as all other tape-on beads. Joint compound is used to embed the paper-faced bead to the wallboard paper. The result is a beautiful, rounded corner that will not crack or chip.

Product Data & Ordering Information

Material: 0.0125" min. thickness, galvanized coating
Dimensions: See table below - 50 pieces/carton

Product code	Style	A	B	C	Wt./Ctn.
P1BO	Standard	7/8"	3/4"	7/8"	53 lbs


ASTM & Code Standards

- ASTM C1047
- SDS & Product Certification Information is available at www.clarkdietrich.com/SupportDocs

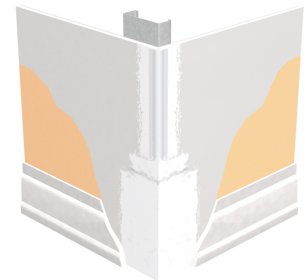
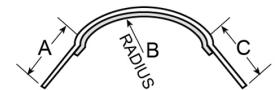
Storage

All stored materials shall be kept dry. Materials shall be stacked off the ground, supported on a level platform, and protected from the weather.

09.22.00 (Support for Plaster & Gypsum Board)



- Substantially reduces joint compound consumption and eliminates one finish coat
- Does not require mechanical fastening (no nails, staples, screws or crimps)
- Superior adhesion, bonding and paintability
- U.S. Patent Nos. 5,613,335 and 5,836,122



Sustainability Credits:

For more details and LEED letters contact Technical Services at 888-437-3244 or visit www.clarkdietrich.com/LEED

LEED v4 MR Credit -- Building Product Disclosure and Optimization: EPD (1 point) - Sourcing of Raw Materials (1 point) - Material Ingredients (1 point) - Construction and Demolition Waste Management (up to 2 points) - Innovation Credit (up to 2 points).

LEED 2009 Credit MR 2 & MR 4 -- ClarkDietrich's steel products are 100% recyclable and have a minimum recycled content of 34.2% (19.8% post-consumer and 14.4% pre-consumer). If seeking a higher number to meet Credit MR 5, please contact us at (info@clarkdietrich.com / 888-437-3244)

P1BO © 10/2017 ClarkDietrich Building Systems

Project Information

Name:
Address:

Contractor Information

Name:
Contact:
Phone:
Fax:

Architect Information

Name:
Contact:
Phone:
Fax: