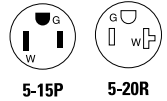


Aspire TR single & duplex receptacles

Project Name:	Prepared By:
Project Number:	Date:
Catalog Number:	Type:

Description

2-pole, 3-wire grounding
 15A, 125V/AC
 20A, 125V/AC



9507TR



9566TRS



9569TRS

Design features

- Provides compliance with 2017 NEC Article 406.12
- Durable impact-resistant thermoplastic face and back body is virtually unbreakable
- Terminal screws are backed out and ready to wire
- Extra-long and extra-wide mounting straps
- Patented built-in wire stripper for #14 and #12 wire (#12 and #10 for TR817, TR877, 9508TR, 9507TR, TR6350, TR6350) to speed installation
- Side-wire terminals accept up to #10 solid or stranded wire
- Push-in terminals accept #14 solid wire (TR270, TR1107 & 9500TR duplex devices only)

Table 1. Aspire TR single & duplex receptacles

Catalog no.	Description	Rating			Color suffix
		A	V/AC	NEMA	
<input type="checkbox"/> 9505TR__	Aspire duplex receptacle	15	125	5-15R	DS, SG, WS
<input type="checkbox"/> 9507TR__	Aspire single receptacle	15	125	5-15R	DS, SG, WS
<input type="checkbox"/> 9508TR__	Aspire single receptacle	20	125	5-20R	DS, SG, WS
<input type="checkbox"/> 9510TR__	Aspire duplex receptacle	20	125	5-20R	DS, SG, WS
<input type="checkbox"/> 9566TRS__	Aspire self test GFCI	15	125	5-15R	DS, SG, WS
<input type="checkbox"/> 9569TRS__	Aspire self test GFCI	20	125	5-20R	DS, SG, WS

Compliances, specifications and availability are subject to change without notice.



Powering Business Worldwide

Project Name:	Prepared By:
Project Number:	Date:
Catalog Number:	Type:

Applications

Tamper resistant receptacles contain a UL listed safety shutter system that prevents the insertion of foreign objects into receptacles. The safety shutters will open only upon insertion of a 2-prong or 3-prong plug. Installing these receptacles ensures compliance with 2017 NEC Article 406.12. Areas of application include: new residential construction; remodel/retrofit residential construction; apartment buildings; condominiums and townhouses; hotels, motels, inns and suites with kitchenettes; retirement communities, nursing homes and assisted living facilities. (Note: 2017 NEC Article 406.12 applies to new construction only).

Table 2. Specifications

Catalog no.	9500 series
Receptacle type	TR single & duplex receptacles
Wiring type	Back & side wire 9509TR, 9510TR (except 9507 push & side wire)
Testing & code compliance	<ul style="list-style-type: none"> • cULus Listed to UL498, file no. E15058 • UL certified to CSA C22.2, no. 42 • NOM/ANSI certified.
Environmental specifications	Flammability: Meets UL 94 requirements; TR1107, TR270, 9505TR V0 rated; 9507TR, 9508TR, 9510TR V2 rated Temperature rating: -TR1107, TR270, 9505TR -20°C to 60°C (-4°F to 140°F); 9507TR, 9508TR, 9510TR - 20°C to 70°C (-4°F to 158°F)
Electrical specifications	Dielectric voltage: Withstands 2000V per UL 498 Current interrupting: Yes, at full-rated current Temperature rise: Max. 30°C (86°F) after 100 cycles of overload @ 150% of rated current (DC)
Mechanical specifications	Terminal accommodation: #14 - 10 AWG Voltage ratings: Permanently marked on device

Table 3. Materials

Catalog no.	9500 series
Receptacle type	TR single & duplex receptacles
Body top & bottom	9505TR - PVC
Strap	Galvanized steel TR1107, TR270, 9505TR Nickel-plated steel 9507TR, 9508TR, 9510TR.
Contacts	Brass alloy
Terminal screws	Brass/nickel-plated steel
Terminal clamps	Brass-plated 9507TR, 9508TR; steel 9510TR



Table 4. Color ordering information


For ordering devices, include Cat. no. followed by the color code: DS (Desert Sand), SG (Silver Granite), WS (White Stain)

DS	DS	SG	SG	WS	WS
(Desert Sand)		(Silver Granite)		(White Satin)	

Project Name:	Prepared By:
Project Number:	Date:
Catalog Number:	Type:

Certifications & compliances

Catalog no.		
9505TR	•	•
9507TR	•	•
9508TR	•	•
9510TR	•	•
9566TRS	•	•
9569TRS	•	•

KEY:  cULus  NOM

Compliances, specifications and availability are subject to change without notice.

Electrical Sector
203 Cooper Circle
Peachtree City, GA 30269
United States
Eaton.com
Eaton.com/wiringdevices

Eaton
1000 Eaton Boulevard
Cleveland, OH 44122
United States
Eaton.com

Electrical Sector
Canada Operations
5925 McLaughlin Road
Mississauga, Ontario, L5R 1B8
Canada
EatonCanada.ca
Eaton.com/wiringdevices

© 2017 Eaton
All Rights Reserved
Printed in USA
Publication No. TD610050EN
September 2017

Electrical Sector
Mexico Operations
Carr. Tlalnepantla -
Cuautitlan Km 17.8 s/n
Col. Villa Jardin esq.
Cerrada 8 de Mayo
Cuautitlan, Mexico CP 54800
Mexico
Eaton.mx
Eaton.com/wiringdevices

Eaton is a registered trademark.
All other trademarks are property
of their respective owners.