



FESTOOL®

Paint Product Catalog **2018**





It's our goal to help professional painters boost efficiency and productivity, while increasing profits and achieving higher quality results each and every day.

FESTOOL®

We rethink the traditional. We push past the status quo. We reject compromise. Festool's job is not to give you what you want. It's bigger than that. We are committed to designing and manufacturing high-performance tools that will help you achieve superior results.

And we do all of this by — researching, designing, and developing tools in the hands of master craftsman. At Festool we make sure that every product surpasses your expectations about what a power tool can do.

In these pages you'll learn more about how our tools, accessories, and consumables are unmatched in quality, functionality, and purpose — and carefully crafted with you in mind.



4 Dust Extraction



12 Suction Hoses



16 Sanders



34 Abrasives



38 Hand Sanding



42 Mixer



44 Drills



48 SYSROCK



50 Lighting



54 Storage/Mobility



58 Service All Inclusive

DUST EXTRACTION



CT SYS | \$395.00
575280

CERTIFIED FULL UNIT

HEPA
DUST EXTRACTOR

Portable and compact, yet loaded with features such as Full Unit HEPA Certification, tool-triggered operation, high-performance suction, and SYSTAINER integration. The CT SYS is ideal for remodelers and painters who need the upmost in portability, yet without compromise in function. Integrated to stack and pack with SYSTAINERS the CT SYS can be easily carried by the handle or provided configurable shoulder strap.

Standard package includes

Anti-Static Suction Hose	1-1/16" x 9.8' (27 mm x 3.0 m)
Filters	HEPA (1 piece)
Disposable Filter Bag	1 piece
Container / Filter Bag Capacity	1.2 gal / 0.9 gal (4.5 liters / 3.5 liters)

Specifications

Depth x Width x Height	15.6" x 11.6" x 10.6" (396 x 296 x 270 mm)
Weight	15.2 lbs (6.9 kg)
Noise (Sound Level)	67 dBA
Max. Suction Capacity	106 CFM (3,000 l/min)
Maximum Vacuum	80" static water lift (20,000 Pa)
Power Consumption	1,000 watts 8.3 amps 120 V AC

CT MINI | \$540.00
575260

CT MIDI | \$590.00
575267

CERTIFIED FULL UNIT

HEPA
DUST EXTRACTORS



Festool's most portable mobile Dust Extractors, the CT MINI and CT MIDI, are compact and lightweight, yet have enough capacity for common jobsite tasks. The CT MIDI is slightly larger in size, offering increased capacity for heavier onsite use. Both units carry Full Unit HEPA Certification.

CT MINI	
575260	
Standard package includes	
Anti-Static Suction Hose	1-1/16" x 11.5' (27 mm x 3.5 m) (1 piece)
Filters	HEPA (1 piece)
Disposable Filter Bag	1 piece
Container / Filter Bag Capacity	2.6 gal / 2 gal 10 liters / 7.5 liters
Specifications	
Depth x Width x Height	17.5" x 13.5" x 16.5" (440 x 340 x 420 mm)
Weight	19.2 lbs (8.7 kg)
Noise (Sound Level)	62 dBA (low setting) / 72 dBA (max. setting)
Max. Suction Capacity	130 CFM (3,700 l/min)
Maximum Vacuum	96" static water lift (24,000 Pa)
Power Consumption	400-1,200 watts 3.3-10 amps 120 V AC

CT MIDI	
575267	
Standard package includes	
Anti-Static Suction Hose	1-1/16" x 11.5' (27 mm x 3.5 m) (1 piece)
Filters	HEPA (1 piece)
Disposable Filter Bag	1 piece
Container / Filter Bag Capacity	3.96 gal / 3.3 gal 15 liters / 12.5 liters
Specifications	
Depth x Width x Height	17.5" x 13.5" x 18.5" (440 x 340 x 470 mm)
Weight	19.8 lbs (9 kg)
Noise (Sound Level)	62 dBA (low setting) / 72 dBA (max. setting)
Max. Suction Capacity	130 CFM (3,700 l/min)
Maximum Vacuum	96" static water lift (24,000 Pa)
Power Consumption	400-1,200 watts 3.3-10 amps 120 V AC

Features + Capabilities



Variable suction force

With a simple turn of the dial, CFM and power consumption are regulated at the CT for greater dust extraction control.



Self-cleaning filter bag

Collapsible bag design eliminates dust cake between cycles, delivering full and sustained suction force and longer bag life.



HEPA filtration

Includes a standard-equipment HEPA filter, rated to remove 99.99% of dust and particulate down to .3 microns.



Automatic tool start

On-board outlet connection and AUTO setting provides tool-triggered function for automatic dust extraction.



Integrated SYS-Dock and hose garage

Cords and hoses conveniently store in the onboard Hose Garage, while the flat top and locking latches allow you to attach one or more SYSTEMAINERS.



Anti-static hose

Anti-static design helps to eliminate dust particle buildup on the hose exterior, while also preventing clogging and errant shocks.

CT 26 E | \$730.00
574930

CT 36 E | \$790.00
574935

CT 48 E | \$830.00
574938

CERTIFIED FULL UNIT

HEPA
DUST EXTRACTORS



The CT 26, CT 36, and CT 48 are Festool's most capable and versatile mobile Dust Extractors. These units can easily negotiate obstacles in the shop or on the worksite. All three units carry full HEPA Certification.

	CT 26 E	CT 36 E	CT 46 E	CT 36 AC
	574930	574935	574938	574933
Standard package includes				
Anti-Static Suction Hose	1-1/16" x 11.5' (27 mm x 3.5 m) (1 piece)	1-1/16" x 11.5' (27 mm x 3.5 m) (1 piece)	1-1/16" x 11.5' (27 mm x 3.5 m) (1 piece)	1-7/16" x 11.5' (36 mm x 3.5 m) (1 piece)
Filters	HEPA (1 piece)	HEPA (1 piece)	HEPA (1 piece)	1 Micron (1 piece)
Disposable Filter Bag	1 piece	1 piece	1 piece	1 piece
Container / Filter Bag Capacity	6.9 gal / 6.3 gal 26 liters / 24 liters	9.5 gal / 8.9 gal 36 liters / 34 liters	12.7 gal / 12.2 gal 48 liters / 46 liters	9.5 gal / 36 liters
Specifications				
Power Consumption	350 – 1,200 watt	350 – 1,200 watt	350 – 1,200 watt	350 – 1,200 watt
Dimensions (L x W x H)	25" (630 mm) x 14" (365 mm) x 22" (540 mm)	25" (630 mm) x 14-3/8" (365 mm) x 23-1/2" (596 mm)	28.1" (715 mm) x 15.4" (392 mm) x 26.75" (680 mm)	25" (630 mm) x 14-3/8" (365 mm) x 23-1/2" (596 mm)
Max. Suction Capacity	138 CFM (3,900 l/min)	138 CFM (3,900 l/min)	138 CFM (3,900 l/min)	138 CFM (3,900 l/min)
Max. vacuum	96" static water lift (24,000 Pa)	96" static water lift (24,000 Pa)	96" static water lift (24,000 Pa)	96" static water lift (24,000 Pa)
Noise (Sound Level)	62 dBA (low setting) 72 dBA (max. setting)	62 dBA (low setting) 72 dBA (max. setting)	62 dBA (low setting) 72 dBA (max. setting)	62 dBA (low setting) 72 dBA (max. setting)
Weight	30.64 lbs (13.9kg)	31.75 lbs (14.4kg)	41.45 lbs (18.8kg)	33.51 lbs (15.2kg)

CT 36 AC | \$915.00 574933

The CT AutoClean has an integrated filter cleaning mechanism that periodically knocks the dust free of the filter. This guarantees maximum air flow and prevents the filter from becoming caked with dust. The filter cleaning frequency is controlled by a dial and can be completely disabled. The CT AutoClean can be used as a regular dust extractor when run without the AutoClean enabled.








See pg 28 for information on the PLANEX Drywall Sander.










CT Accessories

A complete and seamless system, Festool Dust Extractors and accessories work together with our tools not only to remove dust, but enhance your work and save time. From full cleaning sets, to individual hoses, nozzles and filters, these are more than add-ons. They're integral to our approach.

Extension pipes and cleaning sets

	<p>Dust Extractor Tube D 36 HR-K AS</p> <p>1 For D 27/D 36</p> <p>Antistatic with sliding air regulator for suction power adjustment. Curved with bayonet fitting for secure connection to the extractor hose.</p>	<p>\$26.00</p> <p>203129</p>
	<p>Extension Tube D 36 VR-K AS 3x</p> <p>2 For D 27/D 36</p> <p>Antistatic 3-piece</p>	<p>\$30.00</p> <p>203137</p>
	<p>Tradesman / Installer Cleaning Set D 36 HW-RS-Plus For CT 26/36/48/36 AC</p> <p>Smooth Suction Hose D 36, antistatic; curved hand tube D 36 HR-K AS; Stainless Steel Extension Tube;W Multi-Purpose Floor Nozzle; crevice nozzle D 36 FD-210; Upholstery Brush; Suction Brush Systerainer SYS 5 T-LOC</p>	<p>\$275.00</p> <p>203408</p>
	<p>Workshop Cleaning Set D 36 WB-RS-Plus For CT 26/36/48/36 AC</p> <p>Smooth Suction Hose D 36, antistatic; curved hand tube D 36 HR-K AS; Stainless Steel Extension Tube; Industrial Floor Nozzle Systerainer SYS 5 T-LOC</p>	<p>\$310.00</p> <p>203409</p>
	<p>Compact Cleaning Set D 27/D 36 K-RS-Plus For CT SYS/MINI/MIDI CT 26/36/48</p> <p>curved hand tube D 36 HR-K AS; extension pipes D 36 VR-K AS; interchangeable floor nozzle; crevice nozzle D 36 FD-210; Upholstery Brush Systerainer SYS 1 T-LOC</p>	<p>\$100.00</p> <p>203430</p>
	<p>Universal Cleaning Set D 36 UNI-RS-Plus For CT 26/36/48/36 AC</p> <p>Non-Antistatic Hose, 36mm x 3.5m; curved hand tube D 36 HR-K AS; extension pipes D 36 VR-K AS; Standard Floor Nozzle; crevice nozzle D 36 FD-210; Suction Brush; Upholstery Brush Systerainer SYS 5 T-LOC</p>	<p>\$190.00</p> <p>203435</p>
	<p>Industrial Cleaning Set For CT 26/36/48/36 AC</p> <p>D 50 GS-RS</p> <p>Includes: Cardboard box; 50 mm Non-Antistatic Hose (8.25') length (452 887); 50 mm PP Extension Tube (440 412) [2 pieces]; 50 mm PP Workshop Floor Nozzle (452 909); 50 mm PP Square Nozzle (440 416); 50 mm PP Large Crevice Nozzle (452 912); 50 mm PP Suction Brush (440 419)</p> <p>Oversized industrial set comes complete with large diameter tubes and hose for tackling heavier cleanup tasks or larger debris.</p>	<p>\$145.00</p> <p>454770</p>

		CT SYS	CT MINI	CT MIDI	CT 26 E	CT 36 E	CT 48 E	CT 36 AC		
FILTER BAGS										
	SELF-CLEAN Filter Bag Self-cleaning fleece filter bag enables vac to maintain suction up to full capacity. Extremely durable for all kinds of debris, including drywall and cement dust. No more torn bags or accidental spills. Filters particles to 5 microns. Integrated flap to seal bag. (5 pieces)	•							\$22.00 500438	
			•						\$32.00 498410	
				•						\$38.00 498411
					•					\$42.00 496187
							•		•	\$48.00 496186
	Longlife Filter Bag Sturdy, reusable bag is ideal for collecting coarse chips and debris, lasting up to 500 uses. Fast, easy and secure installation and removal eliminates downtime. (1 piece)	•							\$53.00 497539	
			•						\$86.00 500642	
				•						\$105.00 499703
					•					\$145.00 499704
						•				\$230.00 496120
	Disposable Dust Liners Sanding drywall creates a lot of dust. These open-face, disposable collection bags provide an easy and convenient means to dispose of the mess. (5 pieces)							•	\$250.00 496121	
							•		\$275.00 498506	
									•	\$46.00 496215
FILTER ELEMENTS										
	HEPA Main Filter HEPA filtration. Our highest standard for filtration. Filters particles to .3 microns. (1 piece)	•							\$69.00 200340	
			•	•					\$69.00 496752	
	Main Filter Main standard filter. Standard 1 micron filter—paper. (1 piece)				•	•	•	•	\$100.00 498994	
		•							\$24.00 500558	
			•	•						\$30.00 456790
	CT 36 AC Main Filter AC High-Performance Filter that has One-micron filter designed specifically for use with CT 36 AC AutoClean system to maximize cleaning effectiveness.				•	•	•		\$40.00 496170	
								•	\$59.00 496172	
	Wet Filter Prevents foam buildup associated with wet extraction. (1 piece)		•	•					\$23.00 456805	
					•	•	•	•	\$25.00 496169	








SUCTION HOSES



Smooth Suction Hose

The new suction hose: Smooth, flexible, tapered – with a smooth outer surface for significantly improved handling, a longer service life, and increased suction power. It can be extended to meet your individual requirements by connecting two suction hoses. The new CLEANTEC extraction sleeve ensures a secure fit on the tool.

Smooth Suction Hoses




	1	Hose with sleeve D 27/32x3.5m-AS/CT For CT 26/36/48 Antistatic; Tapered; Temperature-resistant to 158 °F (+70°C) With rotating adapter and connector; smooth	\$130.00 500677
	2	Hose with sleeve D 27/32x5.0m-AS/CT For CT 26/36/48 Antistatic; Tapered; Temperature-resistant to 158 °F (+70°C); With rotating adapter and connector; smooth	\$170.00 500678
	3	Hose with sleeve D 27/32x3.5m-AS-90°/CT For CTL MINI/MIDI Antistatic; Tapered; Temperature-resistant to 158 °F (+70°C); From YOM 09/2013; With rotating angle adapter at extractor side; smooth	\$160.00 500680
	4	Hose with sleeve D 27x3.0m-AS-90°/CT For CTL SYS Antistatic; Temperature-resistant to 158 °F (+70°C); With rotating angle adapter at extractor side; smooth	\$115.00 201665
	5	Hose with sleeve D 36x3.5m-AS/CT For cleaning tasks with CT dust extractors; not suitable for dust extractors with Autoclean Antistatic; Temperature-resistant to 158 °F (+70°C); With rotating adapter and connector; smooth	\$175.00 500681
	6	Hose with sleeve D 36x5.0m-AS/CT For cleaning tasks with CT dust extractors; not suitable for dust extractors with Autoclean Antistatic; Temperature-resistant to 158 °F (+70°C); With rotating adapter and connector; smooth	\$205.00 500684
	7	Hose with sleeve D 36x7.0m-AS/CT For cleaning tasks with CT dust extractors; not suitable for dust extractors with Autoclean Antistatic; Temperature-resistant to 158 °F (+70°C); With rotating adapter and connector; smooth	\$250.00 500685











CT Wings Can hold materials in place. Wings can be adjusted for various thicknesses up to two inches. Attaches to standard dust extractor hose. Supports up to 6.6 pounds of weight.	\$50.00 500312
---	-------------------




Sleeved Anti-Static Hoses

Integrated external sleeve protects the work surface and edges of material being machined as well as allows the hose to freely move over edges. Equipped with integrated Plug It cords, these tapered hoses are compatible with most Plug-It equipped tools. Hoses are tapered for greater flexibility and airflow.

		CT SYS	CT MINI	CT MIDI	CT 26 E	CT 36 E	CT 48 E	CT 36 AC	
	7/8" to 1-1/4" x 11.5' (22–32 mm x 3.5 m) AS. Supplied with SYSTAINER SYS 3.		•	•	•	•	•	•	\$250.00 201751
	7/8" to 1-1/4" x 16.5' (22–32 mm x 5 m) AS. Supplied in a box.		•	•	•	•	•	•	\$280.00 201761
	7/8" to 1-1/4" x 32.8' (22–32 mm x 10 m) AS. Supplied in a box.		•	•	•	•	•	•	\$375.00 201778

Nozzles and Brushes

Special nozzles/brushes		CT SYS	CT MINI	CT MIDI	CT 26 E	CT 36 E	CT 48 E	CT 36 AC	
	Suction Brush Dia. 2-13/16" (70 mm). Accepts D 27 mm and D 36 mm hoses and tubes.	•	•	•	•	•	•		\$15.75 440404
	Upholstery Brush Width 4-11/16" (120 mm). Accepts D 27 mm and D 36 mm hoses and tubes.	•	•	•	•	•	•		\$10.50 500592
	Universal Brush Nozzle With brush rim and rotary hinge. Accepts D 27 mm and D 36 mm hoses and tubes.	•	•	•	•	•	•		\$21.00 498527
	Crevice Nozzle Length 14-5/8" (370 mm). For use with 50 mm hose and tubes.	•	•	•	•	•	•		\$25.00 452912
	Crevice Nozzle Length 6" (150 mm). Accepts D 27 mm and D 36 mm hoses and tubes. Included with CT SYS.	•	•	•	•	•	•		\$6.25 500593
	Crevice Nozzle Length 14-5/8" (370 mm). Accepts D 27 mm and D 36 mm hoses and tubes.	•	•	•	•	•	•		\$8.50 452904
	Cleaning Accessory Set Includes Crevice Nozzle (452 904), Upholstery Brush (440 406) and Suction Brush (440 404).	•	•	•	•	•	•		\$29.00 492392
	Cleaning Accessory Set Includes Crevice Nozzle (452 904), Upholstery Brush (440 406) and Suction Brush (440 404).				•	•	•	•	\$44.00 452898

ACCESSORIES		CT 36 AC
	Tool Holder Seamlessly connects to your Festool CT Dust Extractor, providing a convenient, secure resting spot for pad and abrasive changes or for when the PLANEX is not in use.	\$140.00 495964
	Gate Create a seal to assist with a manual "superclean" of the internal filter, or to prevent dust from escaping during transport.	\$65.00 497926
	Antistatic Hose Designed to lock into the PLANEX Drywall Sander for a secure fitting that won't come loose. Lightweight and robust for drywall sanding tasks.	\$190.00 496972



Bluetooth Remote Control

\$45.00
202098



Bluetooth Control & Module

\$80.00
202097

The combination of Bluetooth module on the CLEANTEC mobile dust extractor and remote control on the extractor hose saves you a trip to the extractor. Simply start dust extraction from the hose using the remote control. Ideal for small, occasional cleaning tasks – simply switch to cleaning mode, even when the mobile dust extractor is in AUTO mode.



Bluetooth Battery Pack 5.2 Ah Bluetooth Battery Pack 6.2 Ah

\$110.00
202480

\$125.00
202478

The Bluetooth module on the mobile dust extractor communicates with the Festool Bluetooth battery packs in addition to the new remote control. These battery packs ensure that even a cordless tool starts the mobile dust extractor automatically when switched on. This now enables you to benefit from Festool's entire dust-free system when working with Festool cordless products too.





SANDERS

NEW**ETS 125 REQ** | \$200.00
574993

Perform near-flawless finishes with the new ETS 125 REQ random orbit sander. Equipped with a powerful 250 watt motor and MMC Electronics for optimum performance, the ETS 125 REQ provides smooth performance and solid results with a 5/64" (2.0 MM) sanding stroke. Reduce fatigue through improved ergonomics with a rubberized grip and over-sized power switch.

**NEW****ETSC 125** | \$200.00
575384

Effortlessly transition from corded to cordless without compromising performance. Balanced with a unique ergonomic battery for optimum performance and handling the ETSC 125 has the power and dust extraction for a fine sanding result. This dual power mode sander allows you the flexibility to sand whenever or wherever.



	ETS 125 REQ	ETSC 125
	574993	575384
Specifications		
Power consumption	250 watt	-
Eccentric motion speed	6,000 - 12,000 RPM	-
Battery voltage	-	18 V
Li-ion battery capacity	-	3.1 Ah
Idle engine speed	-	6,000 - 10,000 RPM
Sanding stroke	0.079 (2 mm)	5/64" (2 mm)
Interchangeable sanding pad dia.	5" (125 mm)	5" (125 mm)
Dust extraction connection dia.	1-1/16" (27 mm)	1-1/16" (27 mm)
Weight	2.65 lbs (1.2 kg)	-
Weight with Li-ion	-	3.08 lbs (1.4 kg)

Metric dimensions binding.

ETSC 125 Basic\$200.00
575384

StickFix Soft Sander Backing Pad for ETS 125 Sander, D125; Festool PROTECTOR; longlife dust bag

ETSC 125 Plus\$420.00
201530

StickFix Soft Sander Backing Pad for ETS 125 Sander, D125; Festool PROTECTOR; longlife dust bag; 2 x BP 18 Li 3.1 ERGO battery pack; rapid charger TCL 6

ETSC 125 Set\$560.00
201531

StickFix Soft Sander Backing Pad for ETS 125 Sander, D125; Festool PROTECTOR; longlife dust bag; 2 x BP 18 Li 3.1 ERGO battery pack; rapid charger TCL 6; ACA 18 V ERGO Power Adapter

ETS EC 150/3 EQ | \$510.00
575039

ETS EC 150/5 EQ | \$510.00
575051



Equipped with the EC-TEC® Brushless Motor, these low-profile, long-life and low-vibration sanders can run all day with multiple shifts. Available in a fine 1/8" (3mm) stroke or a broader 3/16" (5 mm stroke), these sanders use a larger 6" pad and offer the performance of an air sander without the bulk of an air system. Not to mention, their compact design and ergonomic grip save time and allow for less fatigue – making them the ultimate high-demand sanding tools.

- Stepless speed preselection, constant speed even under load
- Very high surface quality thanks to 3 mm sanding stroke
- Compact design and weighing only 2.6 lbs. (1.2 kg) for optimal ergonomic work conditions
- Optimal work protection thanks to vibration and extraction detection
- Long-life thanks to EC technology and sanding pad brake with carbide tip

	ETS EC 150/3 EQ	ETS EC 150/5 EQ
	575039	575051
Specifications		
Power consumption	400 watt	400 watt
Eccentric motion speed	6,000 - 10,000 RPM	6,000 - 10,000 RPM
Sanding stroke	1/8" (3 mm)	3/16" (5 mm)
Interchangeable sanding pad dia.	6" (150 mm)	6" (150 mm)
Dust extraction connection dia.	1-1/16" (27 mm)	1-1/16" (27 mm)
Weight	2.65 lbs (1.2 kg)	2.65 lbs (1.2 kg)

Metric dimensions binding.

ETS EC 125/3 EQ | \$400.00
571897



Equipped with the EC-TEC® Brushless Motor, this low-profile, long-life and low-vibration sander can run all day with multiple shifts. With a fine sanding stroke of 1/8" (3mm) and a smaller 5" pad, the ETS EC 125/3 is great for vertical and overhead surfaces, as well as general purpose sanding. Featuring a compact design, ergonomic grip and an electronic vibration control system, this tool allows for less fatigue and makes it more comfortable to work.














- Stepless speed preselection, constant speed even under load
- 3 mm sanding stroke for an excellent surface finish
- Sanding pad brake for safe, faultless work with no reworking costs
- Dual bearing for a long service life
- Weighs only 2.6 lbs. (1.2 kg) for particularly effortless work

	ETS EC 125/3 EQ
	571897
Specifications	
Power consumption	400 watt
Eccentric motion speed	6,000 - 10,000 RPM
Sanding stroke	1/8" (3 mm)
Interchangeable sanding pad dia.	5" (125 mm)
Dust extraction connection dia.	1-1/16" (27 mm)
Weight	2.65 lbs (1.2 kg)

Metric dimensions binding.

ETS Accessories

Though matching the abrasive to the material is critical, choosing the right pad shouldn't be overlooked, since it can make a huge difference in the finished surface quality. For maintaining a crisp edge, Festool recommends hard pads. For contours and profiles, we suggest the super-soft pad. And for general-purpose sanding, the standard supplied soft pad is well-suited for most applications.

		ETS EC 125 ¹ 5" dia.	ETSC 125 ETS 125 REQ ¹ 5" dia.	ETS EC 150/3 ² ETS EC 150/5 ² 6" dia.	ETS 150/3 ² ETS 150/5 ² 6" dia.
ACCESSORIES					
	Sander Backing Pad [Replacement ETS 125 REQ, ETS 150/5]; High-temp resistant for heavy-duty applications. White ring feature on pad face for easy abrasive change. (1 piece)	\$46.00 492286	\$42.00 492280	\$49.00 202458	\$49.00 202458
	Sander Backing Pad [Replacement ETS 125 REQ, ETS 150/3]; For medium/fine sanding and finishing. The extra softness is more forgiving and allows the abrasive to float easier on the surface for smoother results. (1 piece)	\$46.00 492288	\$40.00 492282	\$46.00 202459	\$46.00 202459
	Sander Backing Pad Hard StickFix pad maintains a crisp and flat surface especially on edges. Great for surface leveling. (1 piece)	\$46.00 492284		\$46.00 202460	\$46.00 202460
	Interface Sander Backing Pad For profiles and contours. The extreme softness and give allows the abrasive to float easier on the surface for smoother results. (1 piece)	\$25.00 492271	\$25.00 492271	\$28.00 496647	\$28.00 203351
	Interface Sander Backing Pad Extremely soft foam pads, the interface pads allow the abrasive to float, producing smoother results on delicate profiles and contours. This set comes with two (2) 5 mm-thick pads. Use the interface pads separately or stacked together for additional softness. (2 pieces)			\$26.00 499257	\$26.00 203348
	Protector Removable wrap-around protection to protect the pad as well as the adjacent surfaces from inadvertent pad contact. Great for up-close sanding.		\$13.75 201690		
	Long-life dust collection bag Re-usable capture bag comprised of extra-durable nonwoven polyester for extra-long life. These bags are meant to capture sanding dust, be emptied, and then re-used many times.		\$32.00 201693		
	Turbo Dust Bag Paper dust bags for turbo dust extraction.				
	5 pieces		\$17.75 489128		\$17.75 487779
	25 pieces		\$46.00 489127		\$46.00 487871
	Turbo Dust Bag Set Paper dust bag for turbo dust extraction and one plastic holder.				
	Plastic holder and paper dust bag for turbo dust extraction. Includes one paper filter bag.		\$29.00 489129		\$29.00 489631
	SYSTAINER T-LOC SYSTAINER for storing, organizing, and transporting ETS abrasives and pads.	\$92.00 497685	\$92.00 497685	\$105.00 497690	\$105.00 497690
	Hose with sleeve 11.5' (3.5 m) Anti-Static Dust Extraction Hose with integrated sleeve protects the surface and edges of the material being sanded. In SYSTAINER SYS 3.	\$250.00 201751	\$250.00 201751	\$250.00 201751	\$250.00 201751
	Adapter ACA 100-120 18V ERGO Adapter snaps into the ETSC sander to provide uninterrupted power from AC power sources (110v AC) Compatible with 18 AWG Plug-It cords (included).		\$120.00 202502		
	Battery pack BP 18V ERGO 3.1 Ah, 18-volt Lithium Ion battery charges in 30 minutes on the TCL 6 charger. Integrated fuel gauge provides a quick push-button view of the battery level.		\$74.00 202500		

¹ All ETS 125 accessories can be used on the ES 125 - except 201690/201693. ² All ETS 150 accessories can be used on the RO 150 E (not the RO 150 FEQ).

Features + Capabilities



Versatile

With the hybrid power system, ETS 125 provides corded or cordless operation without compromise.



Edge Protector

Removable edge protector provides protection to abutting surfaces as well as the pad for up close sanding applications.



Dust extraction

Jetstream design delivers highly efficient dust removal, resulting in cleaner air, better finishes, and longer abrasive and pad life.



Different strokes

The ETS 150 sanders are distinguished by their stroke size; one for intermediate, and the other for super-fine sanding.



Ergonomics

Formed to fit comfortably in any size hand. Compact and lightweight enough for extended vertical and overhead use.



Tight sanding stroke

With a 5/64" (2 mm) sanding stroke, the ETS 125 produces exceptional fine and super-fine sanding results.

More Details

Vibration-stop

Balanced design delivers better finish results, smooth operation and greater comfort.

Pad brake

Stops the pad quickly when setting the tool down, for less worry of potentially damaging a freshly finished workpiece.

StickFix® mechanical fastening design

Fast and easy abrasive removal with resilient pad hooks and hard-wearing fabric backing for longer abrasive and pad life.

DTS 400 REQ | \$270.00
201228

A great all around sander, the DTS 400 REQ is designed for fine sanding small, angular surfaces that are difficult to reach. With a short 5/64" (2 mm) stroke, this sander gives you a super-fine finished surface.



RTS 400 REQ | \$270.00
201221

This sander is well-suited for a wide range of one-handed applications, the RTS 400 REQ is ideal for working on flat, vertical, and overhead surfaces because of its compact design and weight of only 2.6 lbs.



	DTS 400 REQ	RTS 400 REQ
Standard package includes		
StickFix Sanding Pad	•	•
Filter Bag with Holder		
Plug-It Power Cord	•	•
SYSTAINER	SYS 2 TL	SYS 1 TL

	DTS 400 REQ	RTS 400 REQ
Specifications		
Power consumption	250 watt	250 watt
Idle engine speed	6,000 - 12,000 RPM	6,000 - 12,000 RPM
Rotational speed	-	-
Sanding stroke	1/16" (2 mm)	1/16" (2 mm)
Interchangeable sanding pad	4" x 6" (100 x 150 mm)	3-5/32" x 5-1/4" (80 x 133 mm)
Dust extraction connection dia.	1-1/16" (27 mm)	1-1/16" (27 mm)
Weight	2.65 lbs (1.2 kg)	2.65 lbs (1.2 kg)

**NEW****DTSC 400**\$270.00
575383

Effortlessly transition from corded to cordless without compromising detailed performance. The DTSC 400 is balanced with a unique ergonomic battery for optimum performance and handling so you can achieve the best finished result.

NEW**RTSC 400**\$270.00
575382

The 18-volt Ergo battery on this RTSC 400 provides up to 30 minutes of runtime at full power. Work virtually dust-free with Jetstream® dust extraction technology to ensure a cleaner surface.



DTSC 400 Basic	RTSC 400 Basic
\$270.00 575383	\$270.00 575382

StickFix Soft Sander Backing Pad, 100X150;
Festool PROTECTOR; longlife dust bag

DTSC 400 Plus	RTSC 400 Plus
\$490.00 201523	\$490.00 201516

StickFix Soft Sander Backing Pad, 80X133;
Festool PROTECTOR; longlife dust bag; 2 x
BP 18 Li 3.1 ERGO battery pack;
rapid charger TCL 6




DTSC 400 Set	RTSC 400 Set
\$630.00 201524	\$630.00 201517

StickFix Soft Sander Backing Pad, 80X133;
Festool PROTECTOR; longlife dust bag;
2 x BP 18 Li 3.1 ERGO battery pack;
rapid charger TCL 6;
ACA 18 V ERGO Power Adapter

	RTSC 400	DTSC 400
Specifications		
Battery voltage	18 V	18 V
Li-ion battery capacity	3.1 Ah	3.1 Ah
Idle engine speed	6,000 - 10,000 RPM	6,000 - 10,000 RPM
Sanding stroke	5/64" (2 mm)	5/64" (2 mm)
Min. interchangeable sanding pad	3-5/32" (80 mm)	4" (100 mm)
Max. interchangeable sanding pad	5-1/4" (130 mm)	6" (150 mm)
Dust extraction connection dia.	1.06 (27 mm)	1.06 (27 mm)
Weight	3.08 lbs (1.4 kg)	3.08 lbs (1.4 kg)

DTS/DTSC & RTS/RTSC Accessories

The DTS, RTS and RS 2 E sanding pads are designed as carefully as the tools for optimum performance and long life. The orbital family of sanders features turbo dust extraction, allowing the use of filter bags for times when using a CT Dust Extractor and hose arrangement may not be convenient.

		DTS 400 REQ ¹ DTSC 400	RTS 400 REQ ² RTSC 400
ACCESSORIES			
	Sanding pad (replacement)	\$32.00 493723	\$32.00 489252
	Interface Sander Backing Pad Foam pad conforms to different profiles for fine finishing. Also useful to enlarge convex profiles or reduce concave profiles for a custom fit. [2 pieces]		\$25.00 490160
	Protector Removable wrap-around protection to protect the pad as well as the adjacent surfaces from inadvertent pad contact. Great for up-close sanding.	\$13.75 201692	
	Protector Removable wrap-around protection to protect the pad as well as the adjacent surfaces from inadvertent pad contact. Great for up-close sanding.		\$13.75 201691
	Long-life dust collection bag Re-usable capture bag comprised of extra-durable nonwoven polyester for extra-long life. These bags are meant to capture sanding dust, be emptied, and then re-used many times.	\$32.00 201693	\$32.00 201693
	SYSTAINER T-LOC SYSTAINER for storing, organizing, and transporting abrasives.	\$92.00 497686	\$92.00 497684
	Adapter ACA 100-120 18V ERGO Adapter snaps into the ETSC sander to provide uninterrupted power from AC power sources (110v AC) Compatible with 18 AWG Plug-It cords (included).	\$120.00 202502	\$120.00 202502
	Battery pack BP 18V ERGO 3.1 Ah, 18-volt Lithium Ion battery charges in 30 minutes on the TCL 6 charger. Integrated fuel gauge provides a quick push-button view of the battery level.	\$74.00 202500	\$74.00 202500

¹ All DTS 400 accessories are correct for use on the DS 400. ² All RTS 400 accessories are correct for use on the RS 400.

ROTEX RO 90 FEQ | \$460.00 571823

Take versatility to new levels with a compact, four-machines-in-one unit. The RO 90 excels as an aggressive rotary sander, a random orbit finish sander and even as a rotary polisher. With a twist of the dial and tool-less pad changeover, the RO 90 is the only ROTEX that also functions as a detail sander.



ROTEX RO 125 FEQ | \$510.00 571782

This sander gives you everything ROTEX has to offer in a compact, lightweight, and powerful package. The RO 125 puts 500 watts of power, dual-mode sanding and triple-function performance into a comfortable, 4.4 pounds. It's a 5" sander that does it all—coarse and fine sanding, plus polishing.



ROTEX RO 150 FEQ | \$620.00 575074

Never before has such a powerful sander been so refined. The ROTEX RO 150 changes effortlessly from coarse sanding, to fine sanding, to polishing. Changing pads is simple, requiring no extra tools. 720 watts of power means the RO 150 can take on any job.



Features + Capabilities



Tough

Made with the highest quality parts and demanding tolerances, ROTEX sanders are powerful by nature and so are all of their parts.



Dual-mode

Gear-driven, aggressive mode for rapid stock removal or polishing, and random orbital mode for fine sanding.



Ergonomics

Powerful yet controllable with multiple grip positions to make even the toughest work conditions manageable.



Power

ROTEX sanders are some of the most powerful handheld sanders to power through the toughest tasks quickly and easily.

More Details

Dust extraction

Jetstream design delivers highly effective dust removal, resulting in cleaner air, better finishes and longer pad and abrasive life.

FastFix pad change

Tool-free pad design allows quick transitions between pads, minimizing downtime.

MMC electronics

Electronic controls deliver soft-start, stepless variable speed control, constant speed under load, and thermal and overload protection.

Edge protector

Protective bumper guard allows sanding right up to adjacent surfaces without concern for damage. Also prevents jolting when sanding close to walls or edges.

13' Plug-It power cord

Interchangeable, long cord design allows quick switches between tools and provides plenty of cord for movement.



	RO 90 FEQ	RO 125 FEQ	RO 150 FEQ
	\$460.00 571823	\$510.00 571782	\$620.00 575074










Specifications

	RO 90 FEQ	RO 125 FEQ	RO 150 FEQ
Power consumption	400 watt	500 watt	720 watt
ROTEX rotary motion speed	260 - 520 RPM	300 - 600 RPM	320 - 660 RPM
Eccentric motion speed	3,500 - 7,000 RPM	3,000 - 6,000 RPM	3,300 - 6,800 RPM
Sanding stroke	1/8" (3 mm)	9/64" (3.6 mm)	3/16" (5 mm)
FastFix sanding pad dia.	3.5" (90 mm)	5" (125 mm)	6" (150 mm)
Dust extraction connection dia.	1-1/16" (27 mm)	1-1/16" (27 mm)	1-1/16" (27 mm)
Weight	3.31 lbs (1.5 kg)	4.19 lbs (1.9 kg)	5.07 lbs (2.3 kg)

Metric dimensions binding.

ROTEX Accessories

ROTEX sanders are the most versatile sanders you will find. With a tool-less pad change, switch quickly and easily between soft, super-soft and hard pads to match your application. An efficient polishing machine as well, each ROTEX is supported with a full complement of polishing accessories, all of which can be found online at festoolusa.com

		RO 90 FEQ 3.5" (90 mm)	RO 125 FEQ 5" (125 mm)	RO 150 FEQ 6" (150 mm)
ACCESSORIES				
	FastFix Sander Backing Pad High-temp resistant for heavy-duty applications. (1 piece)	\$36.00 496804	\$40.00 492125	\$49.00 202461
	FastFix Sander Backing Pad For medium/fine sanding and finishing sanding. The extra softness allows the abrasive to float for smoother results. (1 piece)		\$40.00 492126	\$49.00 202462
	FastFix Sander Backing Pad Maintain a crisp and flat surface especially on edges. (1 piece)	\$36.00 495623	\$40.00 492127	\$49.00 202463
	Interface Sander Backing Pad For profiles and contours. The extreme softness and give allows the abrasive to float easier on the surface for smoother results. (1 piece)	\$23.00 497481	\$25.00 492271	\$28.00 203351
	Interface Sander Backing Pad Extremely soft foam pads, the interface pads allow the abrasive to float, producing smoother results on delicate profiles and contours. This set comes with two (2) 5 mm-thick pads. Use the interface pads separately or stacked together for additional softness. (2 pieces)			\$26.00 203348
	Sanding pad Triangular pad for detail sanding. (1 piece)	\$36.00 496802		
	Sanding pad For sanding in narrow places such as shutters and louvers. (1 piece)	\$36.00 496803		
	Sanding pad Replaceable wear element of Extended Delta Sanding pad.	\$23.00 497483		
	Sander Backing Pad Hard - Snap stud. (2 pieces)	\$25.00 488716		
	Sander Backing Pad Soft - Snap stud. (2 pieces)	\$25.00 488715		
	Protector Set Composed of small, medium, and large protectors for the RO 90, which offset the sander from an abutting surface such as sanding window frames. (3 pieces)	\$38.00 497936		
	Protector Prevents pad contact with adjacent surface for up-close sanding and longer pad life.	\$20.00 496801	\$21.00 493912	\$23.00 493913
	Handle Mounts on front of sander for applications like polishing.			\$23.00 495188
	SYSTAINER T-LOC SYSTAINER for storing, organizing, and transporting abrasives for the ROTEX sanders.	\$92.00 497687	\$92.00 497685	\$105.00 497690

PLANEX LHS 225 Drywall Sander

\$1,210.00
575219

Specifications	
Power consumption	550 watt
Idle engine speed	340 - 910 RPM
Interchangeable sanding pad dia.	8-1/2" (215 mm)
Dust extraction connection dia.	1-1/16"/1-7/16" (27/36 mm)
Weight (no extension)	8.38 lbs (3.80 kg)
Weight (one extension)	10.14 lbs (4.60 kg)

Metric dimensions binding.

*See pg 31 for accessories.



CT 36 E AC Dust Extractor | \$915.00 574933

With the PLANEX LHS 225 drywall sander, you can sand walls and ceilings in a fraction of the time it takes with other tools or methods. In addition, you'll save countless hours on prep work and cleanup, since the PLANEX and CT 36 AC Dust Extractor will capture and contain virtually all the dust and mess.



Shown with CT 36 AC and optional accessory Blast Gate and PLANEX CT Mount.

**NEW**

PLANEX Easy LHS-E 225 Drywall Sander

\$750.00
571935

Simplify the drywall sanding experience with the PLANEX Easy Drywall Sander. This single-piece machine features easy plug-in and go design that is both easy to set up and easy to use. Intuitive controls combined with exceptional balance and low weight make the task of drywall sanding easier than ever.

Specifications	
Power consumption	400 watt
Idle engine speed	400 - 920 RPM
Interchangeable sanding pad dia.	8-1/2" (215 mm)
Abrasive dia.	8.9" (225 mm)
Length	63 (1.60 m)
Max. dust extraction connection dia.	1-1/16" (27 mm)
Dust extraction connection dia.	1-7/16" (36 mm)
Weight	8.8 lbs (4 kg)

Metric dimensions binding.

*See pg 31 for accessories.

When paired with the available CT 36 AC Dust Extractor you will reduce jobsite clean-up while working in a cleaner environment thanks to the integrated dust extraction design that captures dust at the surface. This new PLANEX Easy is fully compatible with all existing Planex abrasives.





RAS 115.04 E | \$360.00 570789

Removing thick layers of varnish or paint on wood or metal requires either a great deal of patience or a machine with an impressive rate of material removal. The RAS rotary sander is the perfect choice for stripping and shaping. 500 watts of power concentrated in a 4.5" pad allows you to quickly power through just about any material.

Specifications

Power consumption	500 watt
Idle engine speed	1,500 RPM
Sanding pad dia.	4-1/2" (115 mm)
Spindle	M14
Dust extraction connection dia.	1-1/16" (27mm)
Weight	3.53 lbs (1.6 kg)

Metric dimensions binding.

Features + Capabilities



Comfortable handling

The motor housing on the RAS 115 is small enough in diameter to fit snugly in your hand for easy, effortless use.



Variable speed control

Stepless speed control allows you to adjust to the needs of the application.






Integrated dust extraction





Pads are designed to efficiently channel dust through the rear port.



Gear-driven





High-torque, gear-driven sanding power for strong abrasion ability.

ACCESSORIES		
	<p>Support Harness</p> <p>Use the PLANEX Harness with Reach Extenders to reduce stress and strain over a long day's work—especially useful for ceiling work. Conveniently packed in a SYS MAXI.</p>	\$260.00 495911
	<p>Guide Extension</p> <p>Use one or more Reach Extenders to tackle the hardest to reach areas or even high ceilings, so you get an even, balanced finish over the entire surface. Each section adds 19-3/4" (0.5 m) to the reach of the PLANEX.</p>	\$235.00 495169
	<p>Wallpaper Perforator</p> <p>Armed with two wide rolls of gear-driven, razor-sharp teeth, the Wallpaper Perforator is the serious wallpaper removal tool for professionals. Easily form water pockets over broad surfaces quickly and easily. Adjustable depth for perfect control no matter the surface. And with its pivoting head and extendable handle, the Wallpaper Perforator reaches the toughest spots with ease for even coverage and easier removal.</p>	\$170.00 495747

PLANEX EASY ACCESSORIES		
	<p>Bag LHS-E 225</p> <p>Convenient storage and transport bag with reinforcement points to protect Planex Easy sander. Balanced design for ease-of-carry with center handles. Durable fabric withstands jobsite use.</p>	\$160.00 202477
	<p>ST-STF D 2158-LHS-E</p> <p>Standard sanding pad for the Planex Easy. Optimized for use on various drywall surfaces - flat and contour. Resilient temperature-resistant hook features strong grip and durability.</p>	\$115.00 201895
	<p>BS-LHS-E 225</p> <p>Detachable part of the brush strip of the PLANEX LHS 225 EQ sanding head. For PLANEX easy, LHS-E 225EQ in self-service display pack.</p>	\$26.00 203189
	<p>BE-LHS-E 225</p> <p>As a replacement for used brush strip. For PLANEX Easy, LHS-E 225EQ in self-service display pack.</p>	\$37.00 203190

RAS Accessories

The RAS 115 features StickFix® design for quick abrasive changeovers and reusing discs. Use grinding abrasives with a center hole by changing to the FiberFix sanding pad.

ACCESSORIES		
	<p>Sander Backing Pad</p> <p>Hard - High-edge strength pad with mechanical fastening for flat surfaces and narrow edges. dia. 115 mm, connecting thread M14. (1 piece)</p>	\$34.00 484172
	<p>Sander Backing Pad</p> <p>Soft - Standard mechanical fastening replacement pad. Dia. 115 mm, connecting thread M14. (1 piece)</p>	\$34.00 484173
	<p>Sander Backing Pad</p> <p>With arbor for grinding discs. Dia. 115 mm, connecting thread M14. (1 piece)</p>	\$36.00 485298
	<p>Auxiliary handle</p> <p>For increased control with two-hand grip.</p>	\$21.00 487865



Duplex LS 130 EQ | \$430.00 567852

Rabbets, edges and profiles are best sanded with a linear motion. Until now, the only tool that could do that was your hand, and there wasn't any dust extraction to go along. The LS 130 powers through detail sanding faster, cleaner and without the fatigue. As common as these jobs are, the LS 130 will save you major time and effort.

Specifications

Power consumption	260 watt
Idle engine speed	4,000 - 6,000 RPM
No. of strokes	8,000 - 12,000 RPM
Sanding stroke	5/32" (4 mm)
Interchangeable sanding pad	5-15/34" (133 mm) X 3-5/32" (80mm)
Dust extraction connection dia.	1-1/16" (27 mm)
Weight	3.75 lbs (1.7kg)

Metric dimensions binding.

Features + Capabilities



Pre-formed and custom profiles

A wide selection of pads can be mounted for any application.



True linear performance

Sanding motion imitates hand-sanding perfectly for sanding profiles, edges or rabbets.



3x faster

Powers through detail sanding 3x faster than hand-sanding, eliminating user fatigue for more consistent results.

























Integrated dust extraction

Pads are designed to efficiently channel dust through the rear port.

LS Accessories

The LS 130 can tackle a wide range of profiles and contours with ease by simply changing the sanding pad. Tool-free FastFix mounts make it a snap. Preformed pads offer common profiles, the do-it-yourself kit offers unlimited profile matching and StickFix® delivers rapid, no hassle abrasive changes.

ACCESSORIES			
		Sander Backing Pad For sanding flat surfaces.	\$36.00 490161
		Sander Backing Pad 90° Sanding Pad for sanding inside corners.	\$40.00 490162
		Sanding Pad Radius 6 Pad for sanding outside edges.	\$40.00 490163
		Sanding Pad Radius 10 Pad for sanding outside edges.	\$40.00 491197
		Sanding Pad Radius 18 Concave Pad for sanding curves.	\$40.00 490164
		Sanding Pad Radius 25 Concave Pad for sanding curves.	\$40.00 490165
		Sanding Pad Radius 10 Convex Pad for sanding V-grooves with inside radius of 25/64" (10 mm).	\$40.00 490166
		Sander Backing Pad Radius 25 Convex Pad for sanding inside radius of 1" (25 mm).	\$40.00 490167
		Sander Backing Pad 88° Pad for sanding inside corners with a radius of 25/64" (10 mm).	\$40.00 491198
		Flat Sanding Pad Long Extra reach for tight spaces/dimensions: 3-9/64" x 7-43/64" (80 x 195 mm).	\$30.00 491861
		Do-It-Yourself Kit For creating your own sanding pad to match custom profiles.	\$65.00 490780
		Interface Sander Backing Pad Foam pad conforms to different profiles for fine finishing. Also useful to enlarge convex profiles or reduce concave profiles for a custom fit. (2 pieces)	\$25.00 490160
		Scraper Bevel edged for stripping carpet, wallpaper, using the linear motion of the sander.	\$32.00 491199
		SYSTAINER T-LOC SYSTAINER for storing, organizing, and transporting abrasives for the LS 130 sander. [SYS-STF 80 x 133]	\$92.00 497684



ABRASIVES

Granat Abrasives



RO 90

Granat			
Grit	Qty.	Item	Price
P 40	50	497363	\$29.00
P 60	50	497364	\$29.00
P 80	50	497365	\$29.00
P 100	100	497366	\$44.00
P 120	100	497367	\$44.00
P 150	100	497368	\$44.00
P 180	100	497369	\$44.00
P 220	100	497370	\$44.00
P 240	100	497371	\$44.00
P 320	100	497372	\$44.00
P 400	100	497373	\$44.00
P 500	100	498326	\$44.00
P 800	50	498327	\$29.00
P 1000	50	498328	\$29.00
P 1200	50	498329	\$29.00
P 1500	50	498330	\$29.00



RO 90

Grit	Qty.	Item	Price
P 40	50	497390	\$24.00
P 60	50	497391	\$24.00
P 80	50	497392	\$24.00
P 100	100	497393	\$38.00
P 120	100	497394	\$38.00
P 150	100	497395	\$38.00
P 180	100	497396	\$38.00
P 220	100	497397	\$38.00
P 240	100	497398	\$38.00
P 320	100	497399	\$38.00
P 400	100	497400	\$38.00



RO 125

Grit	Qty.	Item	Price
P 40	50	497165	\$40.00
P 60	50	497166	\$40.00
P 80	50	497167	\$40.00
P 100	100	497168	\$63.00
P 120	100	497169	\$63.00
P 150	100	497170	\$63.00
P 180	100	497171	\$63.00
P 220	100	497172	\$63.00
P 240	100	497173	\$63.00
P 280	100	497174	\$63.00
P 320	100	497175	\$63.00
P 360	100	497176	\$63.00
P 400	100	497177	\$63.00
P 500	100	497178	\$63.00
P 800	50	497179	\$40.00
P 1000	50	497180	\$40.00
P 1200	50	497181	\$40.00
P 1500	50	497182	\$40.00



RO 150

Grit	Qty.	Item	Price
P 40	50	496975	\$44.00
P 60	50	496976	\$44.00
P 80	50	496977	\$44.00
P 100	100	496978	\$68.00
P 120	100	496979	\$68.00
P 150	100	496980	\$68.00
P 180	100	496981	\$68.00
P 220	100	496982	\$68.00
P 240	100	496983	\$68.00
P 280	100	496984	\$68.00
P 320	100	496985	\$68.00
P 360	100	496986	\$68.00
P 400	100	496987	\$68.00
P 500	100	496988	\$68.00
P 800	50	496989	\$44.00
P 1000	50	496990	\$44.00
P 1200	50	496991	\$44.00
P 1500	50	496992	\$44.00



ETS EC 150



DTS 400 / DTSC 400

Granat			
Grit	Qty.	Item	Price
P 40	50	497135	\$34.00
P 60	50	497136	\$34.00
P 80	50	497137	\$34.00
P 120	100	497138	\$50.00
P 150	100	497139	\$50.00
P 180	100	497140	\$50.00
P 220	100	497141	\$50.00
P 240	100	497142	\$50.00
P 320	100	497143	\$50.00
P 400	100	497144	\$50.00



RTS 400 / RTSC 400

Grit	Qty.	Item	Price
P 40	50	497117	\$28.00
P 60	50	497118	\$28.00
P 80	50	497119	\$28.00
P 120	100	497120	\$46.00
P 150	100	497121	\$46.00
P 180	100	497122	\$46.00
P 220	100	497123	\$46.00
P 240	100	497124	\$46.00
P 280	100	497204	\$46.00
P 320	100	497125	\$46.00
P 400	100	497126	\$46.00



RS 2

Grit	Qty.	Item	Price
P40	50	498944	\$42.00
P60	50	498945	\$42.00
P80	50	498946	\$42.00
P120	100	498947	\$69.00
P150	100	498948	\$69.00
P180	100	498949	\$69.00
P220	100	498950	\$69.00
P240	100	498951	\$69.00
P280	100	498952	\$69.00
P320	100	498953	\$69.00
P400	100	498954	\$69.00



Soft Roll

Grit	Qty.	Item	Price
P120	1 Roll (208 pcs)	497091	\$66.00
P150	1 Roll (208 pcs)	497092	\$66.00
P180	1 Roll (208 pcs)	497093	\$66.00
P240	1 Roll (208 pcs)	497094	\$66.00
P320	1 Roll (208 pcs)	497095	\$66.00
P400	1 Roll (208 pcs)	497096	\$66.00
P500	1 Roll (208 pcs)	497097	\$66.00
P600	1 Roll (208 pcs)	497098	\$66.00
P800	1 Roll (208 pcs)	497964	\$68.00



LHS 225 & PLANEX Easy

Granat			
Grit	Qty.	Item	Price
P40	25	499634	\$42.00
P60	25	499635	\$42.00
P80	25	499636	\$42.00
P100	25	499637	\$42.00
P120	25	499638	\$42.00
P150	25	499639	\$42.00
P180	25	499640	\$42.00
P220	25	499641	\$42.00
P240	25	499642	\$42.00
P320	25	499643	\$42.00

Granat Net Abrasives



RO 125



ETS 125 /
ETSC 125



ETS EC 125

Granat Net			
Grit	Qty.	Item	Price
P 80	50	203294	\$55.00
P 100	50	203295	\$55.00
P 120	50	203296	\$55.00
P 150	50	203297	\$55.00
P 180	50	203298	\$55.00
P 220	50	203299	\$55.00
P 240	50	203300	\$55.00
P 320	50	203301	\$55.00
P 400	50	203302	\$55.00



RO 150



ETS 150 /
ETSC 150



ETS EC 150

Granat Net			
Grit	Qty.	Item	Price
P 80	50	203303	\$60.00
P 100	50	203304	\$60.00
P 120	50	203305	\$60.00
P 150	50	203306	\$60.00
P 180	50	203307	\$60.00
P 220	50	203308	\$60.00
P 240	50	203309	\$60.00
P 320	50	203310	\$60.00
P 400	50	203311	\$60.00



RTS 400 /
RTSC 400



LS 130



RS 4

Granat Net			
Grit	Qty.	Item	Price
P 80	50	203285	\$39.00
P 100	50	203286	\$39.00
P 120	50	203287	\$39.00
P 150	50	203288	\$39.00
P 180	50	203289	\$39.00
P 220	50	203290	\$39.00
P 240	50	203291	\$39.00
P 320	50	203292	\$39.00
P 400	50	203293	\$39.00



DTS 400 /
DTSC 400

Granat Net			
Grit	Qty.	Item	Price
P 80	50	203320	\$45.00
P 100	50	203321	\$45.00
P 120	50	203322	\$45.00
P 150	50	203323	\$45.00
P 180	50	203324	\$45.00
P 220	50	203325	\$45.00
P 240	50	203326	\$45.00
P 320	50	203327	\$45.00
P 400	50	203328	\$45.00



LHS 225 & PLANEX Easy

Granat Net			
Grit	Qty.	Item	Price
P 80	25	203312	\$66.00
P 100	25	203313	\$66.00
P 120	25	203314	\$66.00
P 150	25	203315	\$66.00
P 180	25	203316	\$66.00
P 220	25	203317	\$66.00
P 240	25	203318	\$66.00
P 320	25	203319	\$66.00

Saphir Abrasives



RO 125



ETS 125 /
ETSC 125



ETS EC 125

Saphir

Grit	Qty.	Item	Price
P24	25	493124	\$38.00
P36	25	493125	\$38.00
P50	25	493126	\$38.00
P80	25	493127	\$38.00

Grit	Qty.	Item	Price
P24	25	496624	\$40.00
P36	25	496625	\$40.00
P50	25	496626	\$40.00
P80	25	496627	\$40.00

Grit	Qty.	Item	Price
P24	25	484151	\$29.00
P36	25	484152	\$29.00
P50	25	485245	\$29.00
P80	25	485246	\$29.00



RO 150



ETS 150 /
ETSC 150



ETS EC 150



RAS 115



LHS 225 & PLANEX Easy

Saphir

Grit	Qty.	Item	Price
P24	25	495174	\$80.00
P36	25	495175	\$80.00



RO 90

Saphir

Grit	Qty.	Item	Price
P50	25	498298	\$21.00
P80	25	487518	\$21.00



HAND SANDING



GRANAT

The new GRANAT premium hand sanding abrasive ensures to achieve your desired sanding results quickly and efficiently. Developed in accordance with the principles of machine abrasives – with enormous material removal capacity and a long service life. For a perfect surface, no matter the application.

More Details

Abrasive Block

This sanding block is 4-sided and the grit is dimensionally stable. You will experience exceptional longevity of the block due to the medium-hard foam core. The combi block has a round edge as well as a 45 degree edge allowing you to get into those hard to reach places.

Abrasive Sheets and Rolls

Choose from the 9" x 11" sheet or 4-1/2" x 82' roll. Both options offer flexible and universal hand sanding abrasives for a variety of sanding tasks.

Benefits

Longer service life and a high material removal rate due to special fused aluminum oxide.

Synthetic resin for entirely bonded grits delivering long lasting cutting power.

Due to the unmatched grit bonding you will have less grit break out when folding or conforming to your surface.

Features + Capabilities



Flexible

Specially developed and shaped abrasive sheets and sponges feature different profiles, formats, and grits to adapt to hand sanding tasks.



System

An extension of the Festool abrasive line-up for machines featuring Granat and Vlies abrasives to match the material removal capacity and long service life that creates the perfect surface performance.




Robust

Durable high quality abrasive components with bonded and fused grits provide long service life and high material removal rates. Built to withstand loading and tearing.



Versatile


The combi block with its round side and 45 degree edge allows you to get into those hard to reach places.




Durable four-sided abrasive sponges. Perfect for sanding edges, rabbets, and profiles.



Specially formed sponge with convex, square, and beveled surfaces. Perfect for sanding concave profiles, bevels, edges, rabbets, and profiles.




Double -side sponge with unique grit coating on soft core foam compresses to conform to sensitive surface profiles providing even surface preparation with even pressure distribution.




Single-side sponge that is flexible and has elastic structure with grippy back for fine sanding as well as matting of paint surfaces and finishes.



Permeable structure abrasive matrix that resists clogging. Flexible structure is ideally suited to abrading profiles, convex and concave structures, as well as general-purpose scuff sanding.



9" x 11" Granat sheet stock abrasive. Durable abrasive resists loading. Durable bound resists separating even when folded. Available in grits P40 - P400.



Over 82' of 4-1/2"-wide continuous roll abrasive can be cut to length as needed. Available in grits P40 - P320. Can be used with 1/2 sheet sanders like the RS 2 E.

Features + Capabilities



- Helps achieve an outstanding final finish
- Abrasives have excellent surface quality
- No wrinkles or kinking for optimal protection of the surface
- High material removal
- Less grit break-out
- Easy cleaning for a longer life time
- Outstanding adaptation due to foam backing material
- Manual hand sanding abrasives for any application






GRANAT Sheet and Roll Abrasives

Grit	Qty.	Item	Price
230 x 280 mm:			
P40	25 Units	201085	\$19.00
P60	50 Units	201087	\$38.00
P80	50 Units	201088	\$38.00
P100	50 Units	201089	\$38.00
P120	50 Units	201090	\$38.00
P150	50 Units	201091	\$38.00
P180	50 Units	201093	\$38.00
P220	50 Units	201094	\$38.00
P240	50 Units	201095	\$38.00
P320	50 Units	201096	\$38.00
P400	50 Units	201097	\$38.00
P40	10 Units	201256	\$9.50
P60	10 Units	201257	\$9.50
P80	10 Units	201258	\$9.50
P100	10 Units	201259	\$9.50
P120	10 Units	201260	\$9.50
P150	10 Units	201261	\$9.50
P180	10 Units	201262	\$9.50
P220	10 Units	201263	\$9.50
P240	10 Units	201264	\$9.50
P320	10 Units	201265	\$9.50
P400	10 Units	201266	\$9.50
115 mm x 25 m:			
P40	1 Units	201103	\$48.00
P60	1 Units	201104	\$48.00
P80	1 Units	201105	\$48.00
P100	1 Units	201106	\$48.00
P120	1 Units	201107	\$48.00
P150	1 Units	201108	\$48.00
P180	1 Units	201109	\$48.00
P220	1 Units	201110	\$48.00
P240	1 Units	201111	\$48.00



GRANAT Sponges and Vlies Abrasives

Grit	Qty.	Item	Price
69 x 98 x 26 mm:			
36	6 Units	201080	\$23.00
60	6 Units	201081	\$23.00
120	6 Units	201082	\$23.00
220	6 Units	201083	\$23.00
120	6 Units	201084	\$23.00
98 x 120 x 13 mm:			
60	6 Units	201112	\$10.50
120	6 Units	201113	\$10.50
220	6 Units	201114	\$10.50
800	6 Units	201507	\$10.50
115 x 140 x 5 mm:			
280	20 Units	201769	\$38.00
500	20 Units	201099	\$38.00
800	20 Units	201100	\$38.00
1000	20 Units	201101	\$38.00
1500	20 Units	201102	\$38.00
115 x 152 mm:			
100	25 Units	201115	\$38.00
320	30 Units	497088	\$38.00
800	30 Units	497089	\$38.00
1000	30 Units	497090	\$38.00
115 mm x 10 m:			
100	1 Units	201116	\$48.00
320	1 Units	201117	\$48.00
800	1 Units	201118	\$48.00
1000	1 Units	201119	\$48.00



MIXER



NEW

Mixer

MX 1200 E EF

\$270.00
575382

The MX 1200 and Ergofix system adapt to the way you work with tool-free height adjustment. A 1200 watt (10 amp) soft-start motor featuring in-trigger speed control as well as variable speed dial. Rubber corner bumpers for durability and cap covering the motor adds protection as well as cooling airflow that is designed to avoid taking in contaminants for longer service life.



**Adapter
AD-EF-M14/80
ErgoFix**

\$15.00
769091



Spiral Stirrer HS 2 140x600 M14	Stirrer CS 140x600 M14	Disc Stirrer WS 2 140x600 M14
\$30.00 769031	\$30.00 769117	\$30.00 769022

Specifications			
Power Consumption	1200 watts (10 amps, 120 V AC)	Max. mixer container diameter	5.5 in (140 mm)
Speed	360 - 630 rpm	Max. Mix Quantity	15.85 liquid gallons (60 liters)
Collar dia.	2.24 in (57 mm)	Weight	9.9 lbs (4.5 kg)
Mount Type	M14/ErgoFix		

DRILLS



TXS Plus | \$250.00
564513

MXC Charger, 10.8 V Battery Lithium Ion 2.6 Ah (2x), 3/8" Keyless Chuck, Centrotec Chuck, BH 60 Centrotec Bit Holder, PH 2 Bit, SYSTAINER SYS 1 T-LOC



TXS Set | \$300.00
564514

MXC Charger, 10.8 V Battery Lithium Ion 2.6 Ah (2x), FastFix Right Angle Chuck, 3/8" Keyless Chuck, Centrotec Chuck, BH 60 Centrotec Bit Holder, PH 2 Bit, SYSTAINER SYS 1 T-LOC

CXS Plus | \$250.00
564534

MXC Charger, 10.8 V Battery Lithium Ion 2.6 Ah (2x), 3/8" Keyless Chuck, Centrotec Chuck, BH 60 Centrotec Bit Holder, PH 2 Bit, SYSTAINER SYS 1 T-LOC



CXS Set | \$300.00
564535

MXC Charger, 10.8 V Battery Lithium Ion 2.6 Ah (2x), FastFix Right Angle Chuck, 3/8" Keyless Chuck, Centrotec Chuck, BH 60 Centrotec Bit Holder, PH 2 Bit, SYSTAINER SYS 1 T-LOC



TXS & CXS Batteries	MXC Charger
\$47.00	\$58.00
500243	497497
10.8 V (12 V max) 2.6 Ah Lithium Ion Battery	Charges 10.8 V Lithium Ion Batteries for CXS



DWC 18-4500 18V Drywall Gun

Hanging drywall is serious work and requires a serious drywall gun. Introducing the most refined and capable drywall gun yet – the DWC 18. Equipped with magazine attachment for using commonly available collated screws, on-demand push and drive system (no need to hold the trigger), electronic cut-off, precision depth control, user-serviceable magazine, and EC TEC brushless motor, the DWC is built to make hard work less hard on you. Quiet, efficient, and accurate, for faster installs with less fatigue.

DWS 18-4500 Basic | \$300.00 201675

Magazine attachment, depth Stop, magnetic bit holder, 2x bit PH2, long PH 2 bit, belt clip SYSTAINER SYS 2 T-LOC

DWS 18-4500 Set | \$570.00 574888

Magazine attachment, depth Stop, magnetic bit holder, 2x bit PH2, long PH 2 bit, belt clip, 5.2 Ah Li Battery (2x), SCA 8 Charger SYSTAINER SYS 2 T-LOC

Features + Capabilities



Accuracy

Sink screws consistently and precisely (to 1/256") with mechanical and electronic depth control with automatic cut-off to prevent overdriven fasteners saving material as well as time in re-work to achieve quality results.



Efficiency

With motor speed of 4,500 RPM, coupled with the auto-feed magazine using collated screws, makes fast work of hanging sheets while the impulse-drive functionality provides exceptional battery life.



Durability

EC TEC brushless motor technology, robust internal parts, and serviceable magazine, the DWC 18 is built for heavy-duty fastening work.

TXS & CXS

INTERCHANGEABLE CHUCKS

**Keyless Chuck**

Standard replacement chuck for the PDC Drill. Compatible with C and T Drills. Up to 1/2" capacity. Ratcheting sleeve for increased retention.

\$78.00
769067

**Keyless Chuck**

Keyless Chuck for CXS drill with FastFix interface. 1/32" [1 mm]-3/8" [10 mm].

\$74.00
499949

**Angle Attachment**

Right-Angle Chuck for close quarters. 1/4" Hex drive with magnet accepts 1/4" driver tips. Also accepts Centrotec and FastFix Keyless Chuck.

\$105.00
497951

**Centrotec Chuck**

Lightweight, compact quick-release chuck provides two points of contact for bits and accessories. Using Centrotec accessories, precision-milled sleeve acts like bushing, prevents wobble.

\$40.00
492135

CENTROTEC ACCESSORIES

**Hand Driver**

Expand the versatility of the entire Centrotec range of drill bits and drivers with this solution for all hand-driving tasks.

\$24.00
200140

**Centrotec Adapter**

Convert any non-Festool drill for use with the Centrotec System using this adapter which fits into a standard Keyless Chuck. Provides a simple way to make any drill compatible with the Centrotec system. Centrotec Chuck (492 135) sold separately.

\$24.00
496450

**Adapter**

Adapt any Centrotec-equipped drill for use with 1/4" sockets. Ball lock for positive connection and socket retention.

\$24.00
495131

**Adapter**

Adapt any Centrotec-equipped drill for use with 3/8" sockets. Ball lock for positive connection and socket retention.

\$26.00
495133

DWC 18 - 4500 ACCESSORIES

**PH bit PH 2-AF-55 3x DWC 18**


Elongated Phillips driver bit for use with magazine attachment. Compatible with a majority of collated screws for drywall.

\$16.75
769124

**Bit Holder BH-DWC**

Bit holder equipped with 1/4" drive compatibility. For use with the depth stop cone.

\$11.50
769125

**Drywall Screws C FT 3.9x25 1000x**

Fine thread screws for fastening in metal studs and substructures. Collated strips. Available in 25 mm (1") and 35 mm (1-3/8") lengths. 1,000 per box.

\$34.00
769142

Drywall Screws C FT 3.9x35 1000x

\$34.00
769143

**Drywall Screws C CT 3.9x35 1000x**

Coarse thread screws for fastening in wood studs and substructures. Collated strips. Available in 35 mm (1-3/8") and 45 mm (1-3/4") lengths. 1,000 per box.

\$34.00
769144

Drywall Screws C CT 3.9x45 1000x

\$34.00
769145

**Magazine attachment** (included in both Basic and Plus)

Auto-feed magazine (included with DWC Basic and DWC Plus versions) features tool-free removal, precision depth control, quick-release button for removing collated screw strips, and field strip capability for easy maintenance and long-life.

\$210.00
202543

SYSROCK



FESTOOL

SYSROCK | \$120.00
200184

Light, compact, powerful: The SYSROCK jobsite radio combines compact dimensions and unbelievable sound. The SYSROCK features a durable sturdy plastic housing, water-tight 2.5 inch neodymium speaker and flexible antenna. All this provides the perfect sound for your day even in extreme work conditions.



Standard package includes

AC Adapter	•
Carry Bag	•
Aux-In Cable	•


Specifications

Radio reception	FM
FM frequency band (VHF)	87.5 - 108 MHz
Speaker	10 watt
Operation with Festool slide-in battery packs	18 V
Number of stored stations	4
Bluetooth standard	4.1
AUX-IN	3/16" (3.5 mm)
Length	3-3/4" (94 mm)
Height	6" (149 mm)
Width	4" (102 mm)
Weight	1.543 lbs (0.7 kg)

Magnetic SYSLITE® Adapter | \$82.00
499814



Features + Capabilities



Sound

Big sound from a compact footprint thanks to the 2.5" 10 Watt 8 Ohm Neodymium speaker that can be cranked up all the way without distortion. Intuitive design, oversized buttons, and aux-in capability make it the perfect shop and jobsite companion keeping you connected to your music and your world.



Functionality

FM reception coupled with Bluetooth (4.1) capability provides flexibility to either tune into your favorite local station or stream your own music from your mobile device. Additionally, the SYSROCK pairs with smartphones for hands free usage.



System

Use either the supplied power cord or use Festool flat pack batteries (10.8 - 18.0 volt). The 1/4" - 20 internal mount is compatible with Festool Magnetic SysLite adapter so you can attach the SYSROCK nearly anywhere.

AIRSTREAM
Chargers & Batteries



Quick Charger AIR-STREAM SCA 8

\$84.00
200313



Quick Charger TCL 6

\$68.00
201138



BP 18 Li 6.2 AS

\$100.00
201775



BP 18 Li 5.2 AS

\$84.00
201066



BP 18 Li 3.1 C

\$74.00
201790


LIGHTING



NEW

STL 450 Inspection light

\$300.00
201938



Never miss another flaw or defect with the STL 450 Surface Inspection Light. This purpose-built inspection light illuminates the surface to clearly show flaws and defects so you can perfect your work. With an impact-resistant, non-marring full body protection, there is little risk of surface damage further ensuring great results. With 1,200 lumen and a color temperature of 5,000K, the Surface Inspection Light brings great brightness and color to any surface. Whether sanding a wall or finishing a tabletop, the Surface Inspection Light provides perfect visibility for the best results.



Surface Inspection Light Set

\$510.00
202912

Combined with our tool-free ST DUO Tripod and the new Adapter AD-ST DUO 200, this set gives you everything you need to see your work in detail. The STL 450 reveals surface flaws and defects unlike any other light source. Reduce callbacks and increase customer satisfaction by seeing the surface in a whole new light. Unique form factor allows close and even placement of light without marring delicate surfaces.

Specifications

Lumen value	1,200 lm
Colour	5,000 kelvin
Housing protection class	IP 55
Cable length	16.4 ft (5m)
Weight	3.31 lb (1.5kg)

SYSLITE® II LED Work Lamp

\$198.00
500723



Magnetic SYSLITE® Adapter

\$82.00
499814



SysLite II*	SysLite II Set*
\$198.00 500723	\$250.00 500732

Specifications	
Light source	12 x 1.5 watt
Lumen value 1st/2nd stage	310/769 lm
Operating time (internal battery) 1st/2nd stage	90/240 min
Li-ion battery capacity	2.9 Ah
Operation with external Festool battery packs	10.8 - 18 V
Permissible operating temperature range	23 - 131 °F (-5/+ 55 °C)
Hook opening	1-1/2" (40 mm)
Thread size stand	1/4 "
Dimensions (L x W x H)	3" (80 mm) x 4" (100 mm) x 6" (150 mm)
Weight (without battery pack)	1.540 lbs (0.7 kg)

* Each SYSLITE II comes with a Wall Charger, Car Charger and Carrying Bag. The SYSLITE II Set additionally includes a Magnetic SYSLITE Adapter.

The SYSLITE's robust build and shock-resistant body is easy to carry and designed to perform when you need it most. Updated with higher-performing LEDs to emit 50% more light with the same power consumption. 20% longer runtimes with a higher capacity internal battery, improved color temperature (5,000 Kelvin), and integrated emergency lighting function. Can be used with external Festool batteries or plugged directly into a power source.

SysLite® Uni

\$61.00
500639



A perfect partner to the SYSLITE and the Festool cordless system, the SYSLITE Uni delivers quality, durability, and performance in a spotlight platform. Equipped with three LED Lamps, pivoting head, high and low settings, and a battery fuel gauge, the SYSLITE Uni provides reliable lighting for nearly any setting or challenge. Battery not included.

SysLite Uni	
Specifications	
Battery voltage	10.8/18 V
Light source	3 SMD LEDs
Lumen value	43 lm
Weight (without battery pack)	0.750 lbs (0.34 kg)



SysLite® DUO | \$300.00
769967

SysLite® DUO Set* | \$460.00
574657

Jobsite lighting is more than just putting light in a room; it is about truly seeing the surface you are working on in the correct color without hot spots in the center. The SYSLITE DUO is a hard-wired AC lighting solution with 8000 Lumens projecting an evenly diffused light over 180° with a color temperature of 5000 Kelvin. Designed for the jobsite, the SYSLITE DUO is impact and water resistant meeting IP 55 standards for dust and water intrusion. Optional tripod, ST DUO 200, provides a firm and stable base that is designed to withstand years of service in the field. Couple that with the LED service life of 10,000 hours, the SYSLITE DUO will provide unmatched lighting for many years to come.

*Set includes SYSLITE DUO and ST DUO 200 Tripod.

Specifications

Lumen value	8,000 lm
Colour	5,000 kelvin
Light source	80 x 1.4 watt
LED service life (L70)	10,000 h
Colour rendering index, Ra	80
Housing protection class	IP 55
Cable length	16.7 ft (5.1 m)
Weight	7.5 lbs (3.4 kg)

Features + Capabilities



Portability

Compact, light, and equipped with top handle for easy transport, the SYSLITE DUO can be used on the floor, nearly any horizontal surface, hung off a nail or screw or project light with the optional adjustable tripod.



Durability

IP 55 rating against dust and water intrusion coupled with a robust and tough exterior shell and more than ample interior sealing and heat shielding helping to ensure a jobsite-ready and tough light for years to come. All backed by the Festool exclusive Service All-Inclusive warranty.



Illumination

Even and wide diffusion (180 degrees) with a color temperature of 5,000 Kelvin brings the closest thing to natural light to the jobsite. 8,000 Lumens of dark-shattering light is provided by two 40 LED banks (80 LED total) rated for 10,000 hours (over 5 years of work (250 days @ 8 hours per day)).



Storage

The SYSLITE DUO fits neatly into the included SYSTAINER 3 to integrate with other Festool products or to be transported alone with maximum protection.

STORAGE/MOBILITY





The SYS-Roll

\$205.00
498660

Light, but able to carry a load, SYS-Roll is a convenient way to get SYSTAINERS to and from the worksite, no matter the terrain. It features integrated storage, reinforced risers and more.



The SYS-Cart

\$99.00
495020

With the low-profile, rugged SYS-Cart, create custom tool and accessory assortments for a job, maneuver where you need to go, and keep everything in place.

Features + Capabilities



T-LOC (Lock, Open, Connect)

Storing, transporting, and accessing tools, accessories and consumables is quick and easy, with one-hand access and a twist of the wrist (on SYSTAINERS equipped with T-LOC latches).



Flexible drawers and compartments

The SORTAINER is available in many configurations. Drawers and compartments can also be configured with insert dividers.



Stackable

All standard SYSTAINERS have similar dimensions for easy stacking, storing and transport.



Mobility

Can be mounted on an independent rolling base, called a SYS-Cart, or mounted on CT Dust Extractors via SYS-Dock feature for quick and easy transportation.

Empty SYSTAINERS



	SYS 1 TL	SYS 2 TL	SYS 3 TL	SYS 4 TL	SYS 5 TL	SYS-Combi 2	SYS-Combi 3
	\$76.00 497563	\$80.00 497564	\$86.00 497565	\$92.00 497566	\$105.00 497567	\$150.00 200117	\$160.00 200118

Specifications

Dimensions (L x W x H)	15-9/16" x 11-5/8" x 4-1/8" (396 x 296 x 105 mm)	15-9/16" x 11-5/8" x 6-3/16" (396 x 296 x 157.5 mm)	15-9/16" x 11-5/8" x 8-9/32" (396 x 296 x 210 mm)	15-9/16" x 11-5/8" x 12-13/32" (396 x 296 x 315 mm)	15-9/16" x 11-5/8" x 16-17/32" (396 x 296 x 420 mm)	15-9/16" x 11-5/8" x 10-3/8" (396 x 296 x 263 mm)	15-9/16" x 11-5/8" x 12-3/8" (396 x 296 x 315 mm)
Weight	2.9 lbs (1.3 kg)	3.3 lbs (1.5 kg)	3.7 lbs (1.8 kg)	4.6 lbs (2.1 kg)	6.0 lbs (2.7 kg)	7.7 lbs (3.2 kg)	7.8 lbs (3.5 kg)

Metric dimensions binding.

Empty SYSTAINERS (continued)



	SYS MINI	SYS-MIDI	SYS MAXI	SYS-Toolbox	SYS-Toolbox 2	SYS-Storage	SYS-HWZ
	\$29.00 499622	\$99.00 499621	\$130.00 490701	\$57.00 495024	\$67.00 499550	\$105.00 499901	\$180.00 497658

Specifications

Dimensions (L x W x H)	10-13/32" x 6-11/16" x 2-3/4" (265 x 170 x 70 mm)	19-13/16" x 11-21/32" x 8-9/32" (503 x 296 x 210 mm)	23-1/4" x 15-11/32" x 8-1/4" (590 x 390 x 210 mm)	15-19/32" x 11-21/32" x 5-29/32" (396 x 296 x 150 mm)	15-19/32" x 11-21/32" x 10-1/8" (396 x 296 x 257 mm)	15-19/32" x 11-21/32" x 6-9/16" (396 x 296 x 167 mm)	15-9/16" x 11-5/8" x 12-13/32" (396 x 296 x 315 mm)
Weight	0.9 lbs (0.4 kg)	4.4 lbs (2.0 kg)	8.8 lbs (4.0 kg)	2.9 lbs (1.3 kg)	4.1 lbs (1.9 kg)	5.5 lbs (2.5 kg)	9.4 lbs (4.3 kg)

Metric dimensions binding.

Tools not included.

Abrasive SYSTAINER



	SYS-STF D 125	SYS-STF 80 x 133	SYS-STF RO 90 DX	SYS-STF Delta 100 x 150	SYS-STF D 150
	\$92.00 497685	\$92.00 497684	\$92.00 497687	\$92.00 497686	\$105.00 497690

Specifications

Compatibility	For ETS 125 and RO 125 abrasives	For LS 130 and RTS 400 abrasives	For DX 93 and RO 90 DX abrasives	For DTS 400 abrasives	For ETS 150, RO 150, LEX 2 150 abrasives
SYSTAINER	SYS 1 TL	SYS 1 TL	SYS 1 TL	SYS 1 TL	SYS 3 TL

Metric dimensions binding.

Universal SYSTAINERS



	SYS 1 Uni	SYS 1 Vari	SYS 2 Vari	SYS 1 Box	SYS-OF D8/D12
	\$92.00 497692	\$92.00 497693	\$99.00 497696	\$92.00 497694	\$99.00 497695
Specifications					
Insert(s)	Universal insert. One-piece sectional insert with integrated hinged lid.	Single-diced foam insert to produce an aperture of any desired shape. ¹	Double-diced foam insert to produce an aperture of any desired shape. ¹	Additional individual removable compartments available.	For safe storage and carrying of up to 40 D8/D12 router bits, with removable insert.
SYSTAINER	SYS 1 TL	SYS 1 TL	SYS 2 TL	SYS 1 TL	SYS 1 TL

Metric dimensions binding.

¹ Adaptable to different shapes by removing unwanted sections.

SORTAINERS



	4-Drawer SORTAINER	6-Drawer SORTAINER	9-Drawer SORTAINER	12-Drawer SORTAINER	SORTAINER SYS 4
	\$170.00 491522	\$180.00 491984	\$185.00 491985	\$190.00 491986	\$170.00 200119
Specifications					
Drawer Composition	2 small drawers, 1 medium drawer, 1 large drawer	6 medium drawers	6 small drawers, 3 medium drawers	12 small drawers	3 larger drawers
Dimensions (L x W x H)	15-5/8" x 11-5/8" x 8-9/32" (395 x 295 x 210 mm)	15-5/8" x 11-5/8" x 8-9/32" (395 x 295 x 210 mm)	15-5/8" x 11-5/8" x 8-9/32" (395 x 295 x 210 mm)	15-5/8" x 11-5/8" x 8-9/32" (395 x 295 x 210 mm)	15-9/16" x 11-5/8" x 12-11/16" (396 x 296 x 322 mm)

Metric dimensions binding.

Storage



	SYS-MFT	SYS-Port	Mini SYS-Port	SYS-AZ (1 Drawer)	SYS-AZ Set (5 Drawers)
	\$84.00 500076	\$725.00 491922	\$405.00 491921	\$50.00 500692	\$225.00 500767
Specifications					
Dimensions (L x W x H)	15-19/32" x 11-21/32" x 4-1/8" (396 x 296 x 105 mm)	15-3/4" x 19-11/16" x 43-5/16" (400 x 500 x 1,100 mm)	15-3/4" x 19-11/16" x 19-11/16" (400 x 500 x 500 mm)	15-1/2" x 15-1/2" x 4" (396 x 396 x 105 mm)	15-1/2" x 15-1/2" x 4" (396 x 396 x 105 mm)
Weight	4.4 lbs (2.0 kg)	72.7 lbs. (33 kg)	41.8 lbs (19 kg)	4.4 lbs (2.0 kg)	4.4 lbs (2.0 kg) per drawer

Metric dimensions binding.



SERVICE

all-inclusive



36-Month Comprehensive Warranty

The most comprehensive warranty in the industry provides coverage for 36 months from the date of purchase.



30-Day Money Back Guarantee

Customers are provided with a no-risk, 30-day money back guarantee. If you are not completely satisfied, you can return the tool for a refund.



10-Year Parts Availability

Spare parts availability is guaranteed for 10 years, ensuring long-term support for your investment.



48-Hour Standard Repair

Most tools are repaired and ready to ship back to the customer within 48 hours of the tool being received by the service department.



3-Year Free Shipping

Festool will cover the cost of shipping tools to the service department and back to the customer for the first three years.



Dedicated Service Hotline

Factory-trained service professionals are available for troubleshooting and questions about repairs.



24/7 Online Service Hub

Access spare part catalogs, product manuals, repair forms, and video content online anytime.



Instructional Videos

A comprehensive library of troubleshooting and how-to videos are available online anytime.



For more information on Service All-Inclusive
festoolusa.com/sai

Online Tool Registration

Join the Festool Family. festoolusa.com/register

Registering online is a fast, simple way to put additional advantages of Festool ownership to work.

- Create a record of your purchase in case tools are lost or stolen.
- Tool registration speeds up servicing and/or repairs processing.
- Receive updates and sneak peeks of new tools and accessories.
- Access videos for demos and tips to help you get the most out of your investment.



Enjoy all the benefits of online tool registration by visiting festoolusa.com/register



Stay connected with Festool.

Festool USA

Use our main website as a launching pad to learn all there is to know about the Festool System.



www.festoolpaint.com

Festool Owners Group

This diverse and knowledge-rich woodworking and power tools forum allows you to tap into the insight and experience of other Festool users.



Connect with Festool users at www.festoolownersgroup.com

Festool Training

State-of-the-art training facilities in Indianapolis and Las Vegas offer application-based learning experiences for new and existing users.



Register to attend at www.festooltraining.com

Festool TV

A video channel dedicated to product and application content, helping you get the most out of your investment.



Start here for instructional videos www.festool.tv

Facebook

Connect with us to get the latest in product news and applications, or to see how others are using their tools.



Start here for the latest news www.facebook.com/festoolusa

FESTOOL SERVICE ALL-INCLUSIVE® Limited Warranty

Festool USA warrants that all new Festool power tools¹ purchased from authorized dealers in the U.S. and Canada will be free from defects in materials and workmanship for a term of three years from the date of original retail purchase.

Conditions of the SERVICE ALL-INCLUSIVE® Limited Warranty are as follows:

This warranty applies for three years from the date of original retail purchase. Proof of purchase is required. This warranty is void if the tool is not used, operated, repaired and maintained in accordance with the tool's instruction manual.

Excluded from this warranty's coverage are:

1. Accessories and/or attachments, including, but not limited to, saw blades, drill bits, router bits, sanding discs and apparel.
2. Tools purchased from outside of the U.S. or Canada.
3. Repairs or replacements not performed by an authorized Festool Service Center, outside of routine maintenance as set forth in the instruction manual.
4. Parts or components not supplied by Festool or that have been modified.
5. Damage caused by misuse, abuse, accident, impact, abnormal wear and tear, improper storage and/or exposure to the elements, or neglect.
6. Damage caused by anything other than defects in materials and workmanship.
7. Normal adjustments and recommended maintenance as set forth in the tool's instruction manual.
8. Damage from the operation of the tool at a voltage or frequency different from the tool's rating, including the use of transformers.
9. Damage resulting from the use of any non-Festool accessories or attachments.
10. Tools used in high volume industrial applications?

Should any failure covered by this Limited Warranty occur, the purchaser must contact Festool through our website, www.festoolusa.com/SAI, or call 800.554.8741 for authorization and shipping information. For purchases made in Canada, contact our website, www.festoolcanada.com/SAI or call 613.697.3419. Festool, in its sole discretion, may elect to repair, replace or refund the purchase price of any tool covered by this Limited Warranty that is found to be defective, at no cost to the

purchaser. Warranty returns will be processed by Festool according to normal work flow and availability of replacement parts and components. Festool will issue a prepaid shipping label for return of the tool to the Festool Service Center and will also return the repaired tool freight prepaid, if the repair or replacement is covered under this Limited Warranty.

FESTOOL SHALL NOT BE LIABLE FOR ANY CONSEQUENTIAL, INCIDENTAL OR SPECIAL DAMAGES REGARDLESS OF THE THEORY OF LAW ON WHICH THE CLAIM IS BASED. ALL WARRANTIES IMPLIED BY STATE LAW, INCLUDING THE IMPLIED WARRANTIES OF MERCHANTABILITY AND FITNESS FOR A PARTICULAR PURPOSE ARE HEREBY LIMITED TO THE DURATION OF THREE YEARS.

SOME STATES IN THE U.S. AND SOME CANADIAN PROVINCES DO NOT ALLOW EXCLUSIONS/ LIMITATIONS OF INCIDENTAL OR CONSEQUENTIAL DAMAGES AND/OR LIMITATIONS ON HOW LONG AN IMPLIED WARRANTY LASTS, SO THE ABOVE LIMITATION MAY NOT APPLY TO YOU. THIS WARRANTY GIVES YOU SPECIFIC LEGAL RIGHTS, AND YOU MAY ALSO HAVE OTHER RIGHTS THAT VARY FROM STATE TO STATE IN THE U.S. AND FROM PROVINCE TO PROVINCE IN CANADA.

With the exception of any warranties implied by state or province law as limited above, the foregoing limited warranty is exclusive and in lieu of all other warranties, guarantees, agreements, and similar obligations of Festool. No agent, representative, distributor, dealer, or employee of Festool has the authority to increase or otherwise modify the obligations or limitations of this warranty.

Warrantor: Festool USA 888.337.8600
Festool Canada 613.697.3419
400 N. Enterprise Dr.
Lebanon, IN 46052
festoolusa.com/SAI
festoolcanada.com/SAI

Instruction Manual

Warning

To reduce the risk of personal injury and for best optimum tool performance, be sure to read, understand, and follow all the safety and operating instructions in the instruction manual before using the tool. An instruction manual is furnished with every tool. If yours is lost or if you have questions, please call 888.337.8600 for a replacement.

Health Warning

Various dusts created by power sanding, sawing, grinding, drilling, and other construction activities contain chemicals known (to the State of California) to cause cancer, birth defects or other reproductive harm. Some examples of these chemicals are: lead from lead-based paints; crystalline silica from bricks and cement and other masonry products; arsenic and chromium from chemically treated lumber.

Your risk from these exposures varies, depending on how often you do this type of work. To reduce your exposure to these chemicals: always work in a well-ventilated area. Festool recommends to use Dust Extractors with every power tool. If the inhalation of dust nevertheless exceeds the ambient (background) level, wear a respirator approved by NIOSH/MSHA for the material at issue.

Disclaimer

Festool reserves the right to make changes or improvements on its products without incurring an additional obligation to make corresponding changes or improvements to products previously manufactured or sold. Festool reserves the right to discontinue products at any time without notice. All illustrations and photographs displayed in this price list are the property of Festool and shall not be duplicated or reproduced without the express written consent of Festool. Specifications and photographs are as of 2/20/18 and are subject to change without notice. Any unauthorized use of a trademark without express written consent is strictly prohibited.

Festool is not responsible for typographical errors.

FESTOOL®

Festool® is a registered trademark of FestoolUSA, LLC.

© Copyright 2018 FestoolUSA, Tooltechnic Systems, LLC.
All rights reserved.

Note: The following is an exemplar Festool limited warranty. The actual warranty that comes with your power tool is controlling.

1 For purposes of this warranty, power tools are defined as any Festool branded product that bears a serial number [S.Nr. or M.Nr.].

2 To determine if your application is excluded from the warranty under this condition, please contact the Festool Service Center at 888.337.8600.

FESTOOL®

Festool USA LLC
400 N. Enterprise Blvd.
Lebanon, IN 46052

Customer Service & Product Questions
Tel 888.337.8600

festoolpaint.com



Festool USA Paint Product Catalog 2018
5720 0082

Festool is not responsible for typographical errors.
Printed in the USA