

GREENLITE.CA

ACT.NOW.FOREVER

GREENLITEUSA.COM



greenlite™

2018 LIGHTING PRODUCT CATALOG



ACT.NOW.FOREVER





4 - 7 Our Story

8 - 9 Our Technology

10-20 LED Bulbs

21-23 LED Fixtures  
& Nitelites

24 LED Corn Bulbs

25 - 27 CFL Bulbs

We are focused on driving profitable growth by setting the benchmark for energy-efficient lighting innovation, design, quality, and exceptional service.

# Our Story

## About Us



The time is now for individuals to accept the urgency of climate change and shift their mindsets away from consumption and toward conservation. Greenlite™ promotes the immediate adoption of a more durable future by providing consumers with high-quality low-cost energy-efficient lighting alternatives to collectively reduce our carbon footprint, thereby creating a greener, cleaner home for our families and friends. Greenlite™ is the only provider of innovative, energy-efficient lighting who builds a community around environmental sustainability.



Our quality innovations and service orientation have placed us amongst today's largest North American energy-efficient lighting companies serving both commercial and residential end-users.



Our goal is to stir a community of like-minded people who share our passion and enthusiasm for environmental sustainability thereby creating an emotional connection with a brand that they can believe in.



# Our Story

## Our Mission



Greenlite's™ mission began twenty-five years ago with our commitment to supply energy-efficient lighting alternatives to the mainstream. We initially made Greenlite™ synonymous with premium CFLs in a variety of wattages, shapes, sizes and colors to replace every incandescent or halogen bulb. Our dedication to product development continued with market-leading LED technological advancements. We are a leader amongst the few companies worldwide to promote only energy-efficient products. No *ifs, ands, or buts, we walk the walk and talk the talk!*



# Our Technology

## Our Lights

As an Energy Star® partner since inception, Greenlite™ is committed to providing only the highest quality products in the marketplace.

### PRODUCT FEATURES



INSTANT ON



SHATTERPROOF



25,000 H



DIMMABLE



DAMP LOCATION



DUSK TO DAWN



WET LOCATIONS



ENCLOSED FIXTURES



INDOOR/OUTDOOR

### COLOR TEMPERATURE



SOFT WHITE



BRIGHT WHITE



COOL WHITE



DAYLIGHT

### PRODUCT CERTIFICATIONS





We understand the importance of creative thinking and are therefore devoted to R&D to successfully develop energy-efficient products for every socket.



Greenlite™ Lighting Corporation is a licensee under the Philip's Licensing Program for LED Luminaires and Retrofits. The program relates to over 200 different innovations resulting in 100 individual patent rights and applications. These innovations encompass the complete range of core technologies that enable Greenlite™ to deliver state-of-the-art LED lighting solutions.

**PHILIPS**



ACT.NOW.FOREVER



# LED bulbs



# Filament Style LED Bulbs

CLASSIC LOOK  
FLAWLESS LED  
ILLUMINATION



Description	Lumens	Hours	Replacement Value	Beam Angle°	CCT	ENERGY STAR
<b>Candle</b>						
*4W Dimmable LEDX Candle E12 Clear	330	15,000	40W	320°	●	☑
*4.5W Dimmable LEDX Candle E26 Clear	500	15,000	60W	320°	○	
*5W Dimmable LEDX Candle E12 Clear	500	15,000	60W	320°	●	☑
<b>Globe</b>						
*4.5W Dimmable LED G25 Globe Clear	470	15,000	40W	320°	●	☑
<b>A-Type</b>						
*5W Dimmable LEDX A15 Omni Clear	450	15,000	40W	320°	●	☑
*7W Dimmable LEDX A19 Omni Clear	800	15,000	60W	320°	●	☑

\*UL Approved for use in fully enclosed fixtures

● 2700K ○ 3000K ● 4000K ● 5000K



☑ ENERGY STAR™ Approved

⌚ ENERGY STAR™ Pending

# A-Type LED General Household



Description	Bulb	Lumens	Hours	Replacement Value	CCT	CRI	ENERGY STAR
Non-Dimmable							
*6W Non-Dimmable LED Omni	A19	480	15,000	40W	● ○	82	✓
*9W Non-Dimmable LED Omni	A19	800	15,000	60W	● ○ ● ●	82	✓
*11W Non-Dimmable LED Omni	A19	1100	15,000	75W	○	84	✓
*12W Non-Dimmable LED	A21	1200	25,000	100W	● ●	82	
*12W 3-WAY LED Omni	A19	280/950/1200	25,000	30-70-100W	○	82	✓
*15W Non-Dimmable LED Omni	A19	1600	15,000	100W	○ ●	84	✓
Dimmable							
6W Dimmable LED Omni	A15	480	15,000	40W	○	82	✓
6W Dimmable LED Omni	A19	480	15,000	40W	○	82	✓
*7W Dimmable LED Omni AG (Special Dim - 2%)	A19	650	25,000	40W	○	84	✓
*9W Dimmable LED Omni	A19	800	15,000	60W	● ○ ● ●	82	✓
*9W Dimmable LED Omni GU24	A19	800	25,000	60W	○	82	✓
*11W Dimmable LED Omni	A19	1100	15,000	75W	○	83	✓
*15W Dimmable LED Omni	A19	1600	15,000	100W	○ ●	82	✓
25,000 Hours							
*6W Dimmable LED Omni	A19	480	25,000	40W	○	82	✓
*9W Dimmable LED Omni	A19	800	25,000	60W	●	82	✓

\*UL Approved for use in fully enclosed fixtures.

● 2700K ○ 3000K ● 4000K ● 5000K



✓ ENERGY STAR™ Approved

⌚ ENERGY STAR™ Pending



# A-Type LED High Wattage



**Perfect for the  
Agricultural Industry**



20W Non-Dimmable  
LED A21



22W Dimmable  
LED A21



25W Dimmable  
LED A21



Enclosed Fixtures



Damp Location



Instant On



Dimmable



Lights  
Everywhere

Description	Bulb	Lumens	Hours	Replacement Value	CCT	CRI	
Non-Dimmable							
20W Non-Dimmable LED A21	A21	2150	10,000	125W	●	80	
25W Non-Dimmable LED A21	A21	2550	25,000	150W	●	80	✓
Dimmable							
20W Dimmable LED A21	A21	2150	10,000	125W	○	80	
22W Dimmable LED A21 Omni	A21	2550	25,000	150W	○	82	✓

\*UL Approved for use in fully enclosed fixtures

● 2700K ○ 3000K ● 4000K ● 5000K



LM-79

LM-80

TM-21



✓ ENERGY STAR™ Approved

⌚ ENERGY STAR™ Pending

# SMART LED

## Security Light

Everyday lighting,  
just **SMARTER**.



9W A19 Omni  
Dusk to Dawn



9W A19 Omni  
Motion Sensor



15W PAR38  
Dusk to Dawn



Enclosed Fixtures



Damp Location



Instant On










Dimmable



Shatterproof



Indoor/Outdoor

Description	Bulb Type	Lumens	Hours	Replacement Value	CCT	CRI	
*9W LED Omni Dusk to Dawn	A19	800	25,000	60W		84	
*9W LED Omni Motion Sensor	A19	800	25,000	60W		84	
15W LED Dusk To Dawn	PAR38	1250	25,000	120W		80	

\*UL Approved for use in fully enclosed fixtures.

 2700K  3000K  4000K  5000K



 ENERGY STAR™ Approved

 ENERGY STAR™ Pending

# PAR LED Floodlights



Description	Lumens	Hours	Replacement Value	Beam Angle°	CCT	CRI	ENERGY STAR
7W Dimmable LED PAR16	500	25,000	75W	38°	○	82	✓
7W Dimmable LED PAR20 FL	500	25,000	50W	40°	● ○ ●	82	✓
7W Dimmable LED PAR20 NFL	500	25,000	50W	25°	● ○ ●	82	✓
11W Dimmable LED PAR30 FL Short Neck - Wet Location	900	25,000	75W	40°	● ○ ●	84	✓
15W Dimmable LED PAR38 FL - Wet Location	1250	25,000	120W	40°	○ ●	82	✓

● 2700K ○ 3000K ● 4000K ● 5000K



LM-79

LM-80

TM-21



✓ ENERGY STAR™ Approved

⌚ ENERGY STAR™ Pending

# BR LED Floodlights



7W  
BR20



8W  
BR30



11W  
BR30



16.5W  
BR40



Damp Location



Instant On



Dimmable



Shatterproof



106°-120°  
Beam Angle

Description	Lumens	Hours	Replacement Value	M.O.L.	Beam Angle°	CCT	CRI	
7W Dimmable LED R20	500	25,000	50W	3.93"	120°		82	
8W Dimmable LED BR30	670	25,000	65W	5.16"	106°		82	
11W Dimmable LED BR30	850	25,000	75W	5.17"	120°		82	
16.5W Dimmable LED BR40	1200	25,000	85W	6.46"	103°		82	

2700K 
 3000K 
 4000K 
 5000K



LM-79

LM-80

TM-21



ENERGY STAR™ Approved

ENERGY STAR™ Pending



# MR16 & GU10 LED Spotlights



7W MR16  
GU5.3



7W  
GU10



Description	Lumens	Hours	Replacement Value	Beam Angle°	Base	M.O.L.	CCT	ENERGY STAR
7W Dimmable LED MR16	520	25,000	50W	40°	GU5.3	1.89"	● ○ ● ●	✓
7W Dimmable LED GU10	520	25,000	50W	40°	GU10	2.17"	● ○ ● ●	✓

● 2700K ○ 3000K ● 4000K ● 5000K



LM-79

LM-80

TM-21



✓ ENERGY STAR™ Approved

⌚ ENERGY STAR™ Pending

# Specialty LED Decorative



2W G4  
CLEAR



3.5W G9  
CLEAR



5W G16  
GLOBE



6W G25  
GLOBE



Damp Location



Instant On



Dimmable



Shatterproof

Description	Lumens	Hours	Replacement Value	Base	CRI	Beam Angle°	CCT	ENERGY STAR
2W Non-Dimmable LED G4 12V	160	15,000	20W	G4	80	180°	○	
3.5W Non-Dimmable LED G9 120V	350	15,000	35W	G9	80	180°	○	
5W Dimmable LED G16.5 Globe	350	15,000	40W	E12	82	260°	○	✓
6W Non-Dimmable LED G25 Globe	450	25,000	40W	E26	82	230°	○	✓

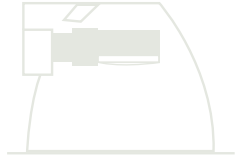
● 2700K ○ 3000K ● 4000K ● 5000K



✓ ENERGY STAR™ Approved

⌚ ENERGY STAR™ Pending

# Twins & Quads LED PL Lamps



\*The lumen performance may vary depending on the type of ballast available, number of lamps and type of fixture.

\*\*Below data is preliminary and may be subject to change.



Description	Lumens	Hours	CFL PL Replacement	M.O.L	CRI	Beam Angle°	CCT	LDL/DLC
*5W LED 2-PIN G23 Base 120V-277V	520	50,000	5W, 7W, 9W	4.13"	80	>300°	●	LDL
*5W LED 2-PIN GX23 Base 120V-277V	520	50,000	5W, 7W, 9W	4.13"	80	260°	● ○ 35K ●	LDL
*5W LED E26 Base 120V-277V	500	50,000	9W, 13W	4.34"	80	>300°	○ ●	LDL
6W LED 2-PIN GU24 Base 120V-277V	520	50,000	13W in GU24 Base	5.79"	83	120°	○	
*6W LED E26 Base 120V-277V	520	50,000	13W	5.79"	83	120°	○ ●	
9W LED 4-PIN G24Q Base 120V-277V	950	50,000	18W	5.82"	80	140°	●	LDL
12W LED 2-PIN G24D Base 120V-277V	1150	50,000	26W	5.82"	80	120°	35K ●	
12W LED 4-PIN G24Q Base 120V-277V	1150	50,000	13W, 18W, 26W	6.77"	80	120°	35K ●	LDL
12W LED 4-PIN G24Q Base 120V-277V	1000	50,000	26W	5.82"	80	140°	35K ● ●	DLC

\*Approved for fully enclosed fixtures

● 2700K ○ 3000K 35K 3500K ● 4000K ● 5000K



✓ ENERGY STAR™ Approved  
⌚ ENERGY STAR™ Pending



# BR30 LED PL Lamps



13W 4-PIN  
G24Q BR30



13W 4-PIN  
G24Q PUCK LIGHT



\*The lumen performance may vary depending on the type of ballast available, number of lamps and type of fixture.

\*\*Below data is preliminary and may be subject to change.



Damp Location



Instant On



Shatterproof

Description	Lumens	Hours	CFL PL Replacement	M.O.L	CRI	Beam Angle°	CCT	LDL/DLC
13W LED BR30 4-PIN G24Q Base Long Neck 120V-277V	1070	50,000	13W,18W,26W,32W,42W	5.79"	80	120°	35K ●	LDL
12W LED 4-PIN G24Q Base Puck Light 120V-227V	1100	50,000	26W	3.78"	80	140°	35K ●●●	DLC

● 2700K ○ 3000K (35K) 3500K ● 4000K ● 5000K
































✓ ENERGY STAR™ Approved

⌚ ENERGY STAR™ Pending



# Recessed Cans LED Retrofit Kits



Description	Lumens	Hours	Replacement Value	CCT	Size	Beam Angle°	CRI	
7W Dimmable LED RC	610	50,000	65W		4"	90°	82	
10W Dimmable LED RC	650	35,000	65W		4"	104°	82	
10W Dimmable LED Square	650	35,000	65W		4"	90°	82	
11W Dimmable LED Gimbal	750	35,000	75W		5"/6"	120°	82	
11W Dimmable LED RC	800	50,000	75W		5"/6"	100°	84	
11W Dimmable LED 3-in-1 Disk Light	800	40,000	65W	 	5", 6" RC 5" Jbox	100°	82	
8W Dimmable LED Adjustable Downlight	650	25,000	65W		4"	90°	94	
11W Dimmable LED Adjustable Downlight	800	25,000	75W	 	5"/6"	90°	91	
14W Dimmable LED Ultra Slim Recessed Downlight	1000	50,000	100W		6"	100°	82	
16W Dimmable LED Round Puff Flushmount Ceiling Fixture	1000	50,000	75W		11"	120°	80	
16W Dimmable LED Square Puff Flushmount Ceiling Fixture	1000	50,000	75W		11"	120°	80	
23W Dimmable LED Commercial Downlight	1700	35,000	2x18W CFL		6"	90°	82	
33W Dimmable LED Commercial Downlight	2400	35,000	2x26W CFL		8"	90°	82	

EASY TO INSTALL



 2700K  3000K  4000K  5000K



LM-79

LM-80

TM-21



 ENERGY STAR™ Approved

 ENERGY STAR™ Pending

# 1 Tube & 2 Tube LED Shoplights



Description	Lumens	Hours	Fluorescent Tube Replacement	Beam Angle°	Dim.	CCT	
Non-Linkable							
23W LED Shoplite 1-Tube	2400	50,000	1 x 36W T8	120°	47.05" x 2.82" x 1.69"	●	☑
23W LED Shoplite 1-Tube	2000	50,000	1 x 36W T8	120°	47.05" x 2.82" x 1.69"	●	☑
Linkable							
40W LED Shoplite 2-Tube	4000	50,000	2 x 36W T8	120°	47.05" x 2.82" x 1.69"	●	☑
40W LED Shoplite w/ Occupancy Sensor 2-Tube	4000	50,000	2 x 36W T8	120°	47.8" x 2.06"	●	☑

● 2700K ○ 3000K ● 4000K ● 5000K



LM-79

LM-80

TM-21



☑ ENERGY STAR™ Approved

⌚ ENERGY STAR™ Pending

# Portable LED Fixtures



Description	Lumens	Hours	Replacement Value	CCT	Energy Star
7W Desk Lamp	600	50,000	60W	○	✓

● 2700K ○ 3000K ● 4000K ● 5000K

# Nitelites LED



SKU	Description	Life	Base	CCT
91549	Emergency 3-in-1: Emergency Light, Flashlight & Nitelite	Lifetime	Plug-In	●

● 2700K ○ 3000K ● 4000K ● 5000K



# HID LED Replacements LED Corn Bulbs



Description	Lumens	Hours	HID Equivalent	Beam Angle°	Base	M.O.L.	CCT	LDL/DLC
*22W HID LED Replacement	2500	50,000	75W	360°	E26	7.32"	●	
*36W HID LED Replacement	4320	50,000	120W	360°	E26	9.25"	●	
*45W HID LED Replacement	5400	50,000	150W	360°	E26/E39	10.43"	●	E39 DLC
*54W HID LED Replacement	6480	50,000	200W	360°	E26/E39	10.43"	●	E39 DLC
*80W HID LED Replacement	9600	50,000	300W	360°	E39	10.87"	●	DLC

\*Approved for fully enclosed fixtures

● 2700K ○ 3000K ● 4000K ● 5000K



✓ ENERGY STAR™ Approved

⌚ ENERGY STAR™ Pending



ACT.NOW.FOREVER



# CFL bulbs



# T2 Spirals

## CFL General Household



23W  
SPIRAL




26W  
SPIRAL



INSTANT ON



10,000 H  
15,000 H

Item Description	Lumens	Hours	Replacement Value	M.O.L.	CCT	CRI	
*23W Ultra-Mini T2 Spiral	1600	10,000	100W	4.88"	2700K	82	
*23W Ultra-Mini T2 Spiral	1600	15,000	100W	4.88"	4100K	82	
*23W Ultra-Mini T2 Spiral	1600	10,000	100W	4.88"	5000K	82	
*26W Ultra-Mini T2 Spiral	1750	10,000	100W	5.08"	2700K	82	
*26W Ultra-Mini T2 Spiral	1750	10,000	100W	5.08"	4100K	82	
*26W Ultra-Mini T2 Spiral	1750	15,000	100W	5.08"	5000K	82	

\*Approved for fully enclosed fixtures



 ENERGY STAR™ Approved

 ENERGY STAR™ Pending

# T3 & T4 Spirals

## CFL High Wattage



40W  
SPIRAL



55W  
SPIRAL



INSTANT ON



10,000 H  
15,000 H

Item Description	Lumens	Hours	Replacement Value	M.O.L.	CCT	CRI
40W High Wattage T3 Spiral	2600	10,000	150W	7.28"	2700K	82
40W High Wattage T3 Spiral	2600	10,000	150W	7.28"	5000K	82
55W High Wattage T4 Spiral	3700	15,000	300W	9.65"	2700K	82
55W High Wattage T4 Spiral	3700	15,000	300W	9.65"	5000K	82





# Packaging Display Options





GREENLITE.CA

ACT.NOW.FOREVER

GREENLITEUSA.COM



**GREENLITE™ USA**  
10 Corporate Park #100,  
Irvine, CA 92606

Tel. 949-261-5300  
Fax. 949-261-1798  
Toll Free 800-930-2111

[info@greenliteusa.com](mailto:info@greenliteusa.com)

**GREENLITE™ CANADA**  
115 Brunswick Blvd. #102,  
Pointe-Claire, QC H9R 5N2

Tel. 514-695-9090  
Fax. 514-695-9093  
Toll Free 877-255-0004

[info@greenlite.ca](mailto:info@greenlite.ca)

