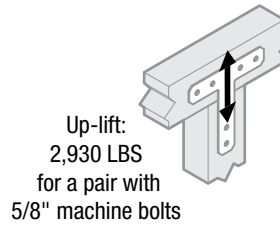
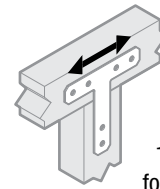


LOAD RATINGS

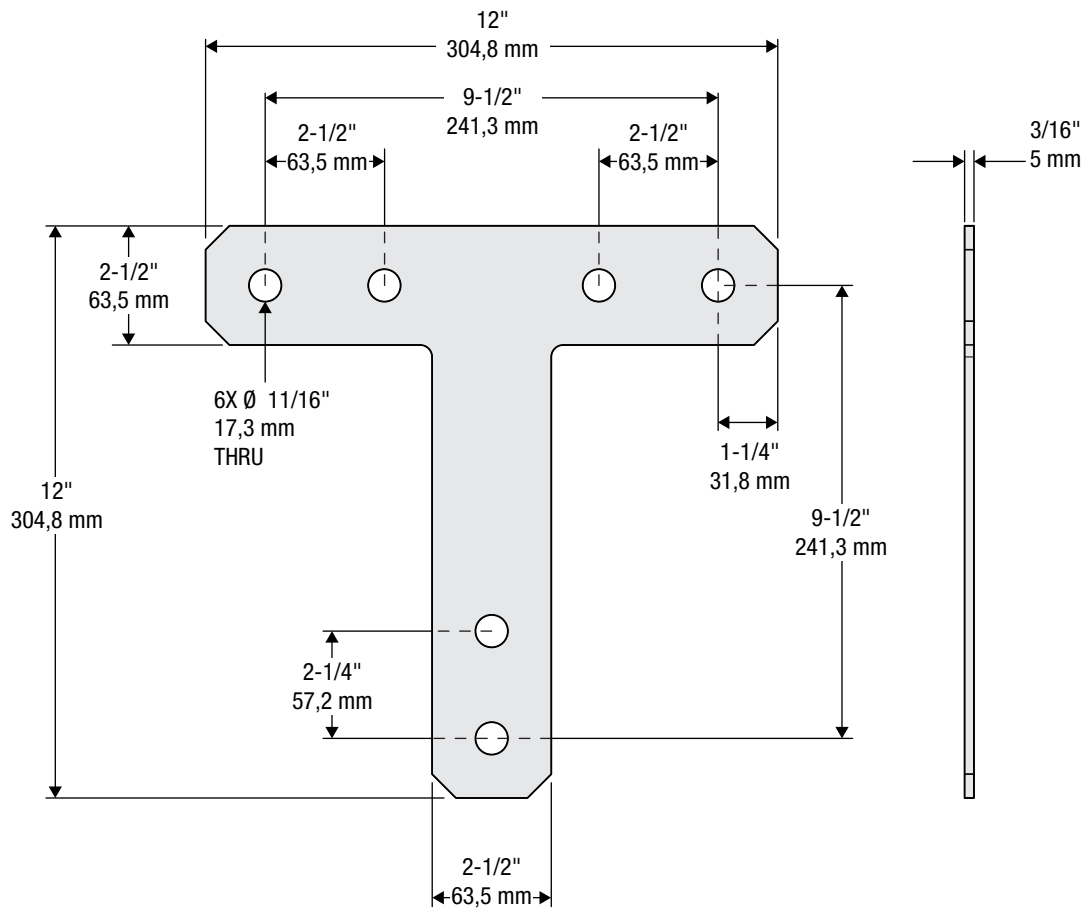


Up-lift:
2,930 LBS
for a pair with
5/8" machine bolts



Lateral:
1,475 LBS
for a pair with
5/8" machine bolts

Safe Working Load ("SWL") for this product depends on the application and fasteners used. To reduce the risk of personal injury or property damage, consult with design professionals for appropriate application. Load ratings are only for Brackets installed in pairs with ASTM A307 Grade A bolts in double shear through typical wood beam of 3-1/2" minimum thickness. Single mounted brackets have no load rating. SWL value represents maximum allowable load applied to joint in direction shown with solid dry Douglas Fir.



Works with 5/8" Machine Bolts

Material: Steel
Finish: Black

Revision	1	DO NOT SCALE	Family No.	1162BC	SKU	N266-473
Date	February 2015	Dimensions are nominal and subject to change.	12" x 12" T Plate – Structural			
		©2015 Spectrum Brands, Inc.	Description			