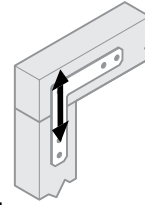
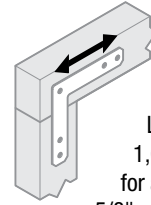


LOAD RATINGS

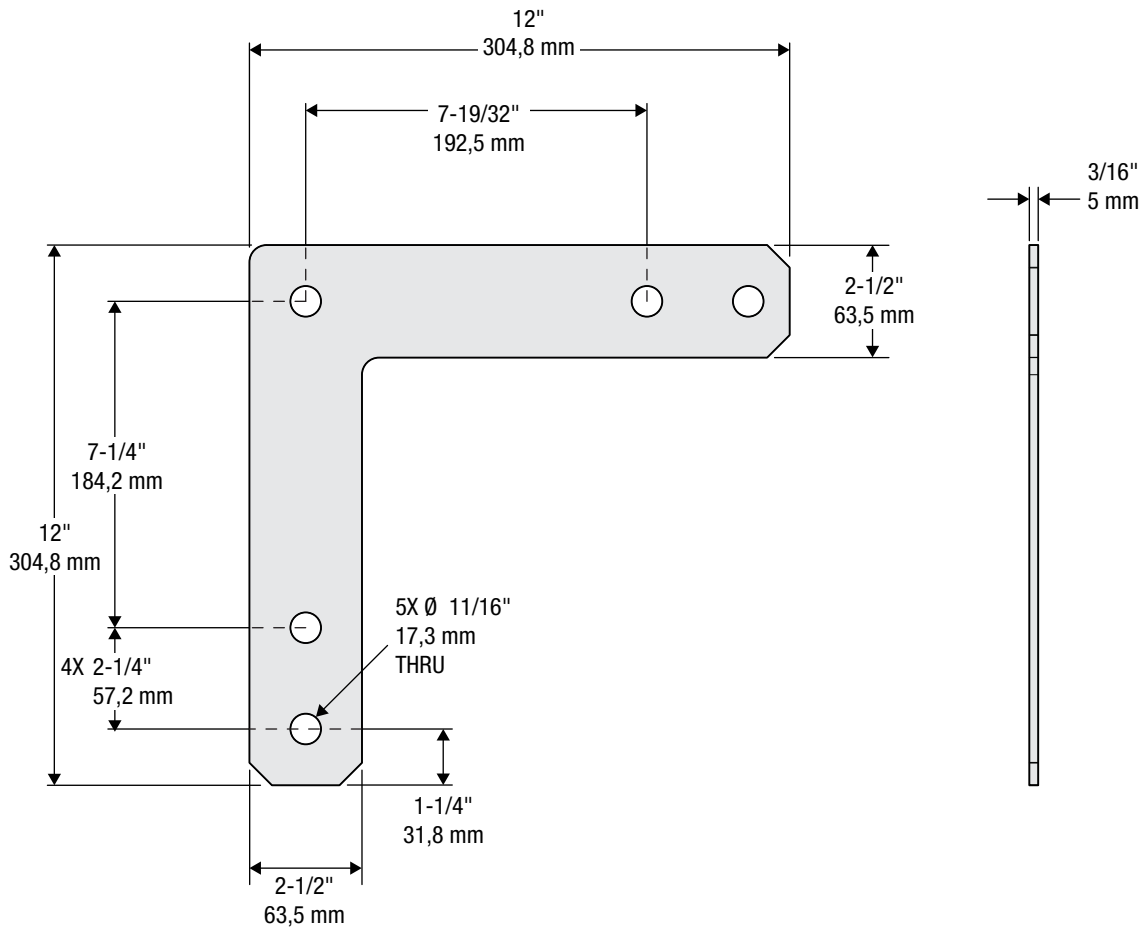
Up-lift:
1,820 LBS
for a pair with
5/8" machine bolts



Lateral:
1,080 LBS
for a pair with
5/8" machine bolts



Safe Working Load ("SWL") for this product depends on the application and fasteners used. To reduce the risk of personal injury or property damage, consult with design professionals for appropriate application. Load ratings are only for Brackets installed in pairs with ASTM A307 Grade A bolts in double shear through typical wood beam of 3-1/2" minimum thickness. Single mounted brackets have no load rating. SWL value represents maximum allowable load applied to joint in direction shown with solid dry Douglas Fir.



Works with 5/8" Machine Bolts

Material: Steel
Finish: Black

Revision	1	DO NOT SCALE	1177BC	N266-475
Date	February 2015	Dimensions are nominal and subject to change.	Family No.	SKU
		©2015 Spectrum Brands, Inc.	12" L Bracket – Structural	
			Description	