

IMPORTANT

Failure to follow instructions carefully may cause damage. Save instructions or visit command.com

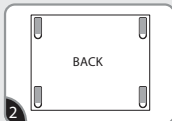


17024
command.com

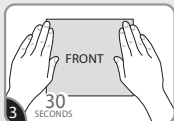
APPLY



1 Clean surface with rubbing alcohol*. Do not use household cleaners.



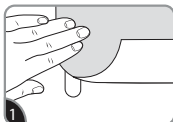
2 Separate strips and remove red liners. Press strips firmly onto back of poster as shown.



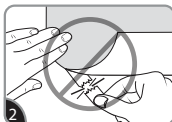
3 Remove black liners. Press each strip firmly to wall for 30 seconds.

*Isopropyl rubbing alcohol may be found in most pharmacies and/or hardware stores.

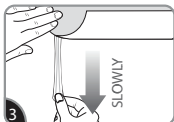
REMOVE



1 Lightly press top of strip and grab tab.



2 Never pull the strip towards you! Always pull straight down.



3 Stretch the strip slowly against the wall at least 15 cm to release.

▲ CAUTION:

Do not hang over beds or use on wallpaper. May not adhere well on vinyl surfaces.

Do not hang valuable or irreplaceable items or clocks.

For indoor use only. Apply to surfaces between 10 °C - 40 °C.

- Wait a minimum of 28 days after painting to apply.
- Remove all back-of-frame hanging attachment s / stands to ensure frame edges can be mounted fully flush with the wall.
- Do not apply strips to paper or soft surfaces on frame.

Strips made in Singapore.

3M and Command are trademarks of 3M.

© 3M 2016.
All rights reserved.
34-8717-3568-3
command.com

The following statements do not apply to products distributed in Australia and New Zealand. Consumers must rely on their statutory rights.

WARRANTY & LIABILITY:

This product will be free from defects in material and manufacture. Please read the instructions carefully. 3M will not be liable for any loss or damage caused by incorrect use, application or removal of the product.

If this product is found to be defective, your remedy shall be, at 3M's option, replacement of the product or refund of the purchase price. To the extent permitted by law, 3M will not be liable for any other loss or damage arising from the use of this product.

Dist. By:
3M, Construction and Home Improvement Markets Division

3M Australia Pty Limited
Bldg A, 1 Rivett Road
North Ryde, NSW 2113
PH: 1800 025 725

3M New Zealand Ltd
94 Apollo Drive, Rosedale,
Auckland 0632
PH: 0800 436 435

3M Technologies (S) Pte Ltd.
1 Yishun Avenue 7,
Singapore 768923
PH: (65) 6450-8888



0 51131 65988 9