



SPARK YOUR OWN BACKYARD REVOLUTION





MASTER-TOUCH[®]

22 INCH CHARCOAL GRILL

FIRE UP THE
POSSIBILITIES



GOURMET BBQ SYSTEM™ HINGED COOKING GRATE

Transform your grill into a complete cooking center with mix-and-match cookware. Cookware sold separately, see page 16.



TUCK-AWAY™ LID HOLDER

Allows you to easily move your lid to the side.

CHAR-BASKET™ CHARCOAL FUEL HOLDERS

Accommodates the right amount of charcoal for indirect cooking. Set of 2.

WARMING RACK

For additional cooking space.

FULL PRODUCT FEATURES, SEE PAGE 29



WWW.WEBER.COM[®]

FOR MORE INFORMATION ON THESE GRILLS.

WHY WEBER?

QUALITY

Since 1952 Weber has been a staple in backyards. We're in it for the long haul. We back our products with generous warranties and a lifetime of customer service. We have the most rigorous quality control measures in the industry. It's not good enough until we've proved it. This is why every grill is inspected and lit before it leaves our factory to ensure that only perfection arrives in your backyard.

PERFORMANCE

A Weber® grill will always perform well above the rest. Each lid, bowl, body, and cookbox is solid, sturdy, and carefully engineered. We've spent endless hours perfecting our cooking systems. Our unique designs allow circulation for even cooking, grilling at any temperature, and the promise of mouthwatering results.

PERKS

We believe our responsibility continues when the grill arrives in your backyard. Weber Nation, the heart of Weber has it all; stories, techniques, videos, and lessons. Download our FREE Weber® grill app; browse the latest and greatest Weber® products. Each week, a new and original grilling recipe will be delivered to your device and added to the app's recipe collection of mouthwatering classics.

OUR PROMISE

We don't believe in leaving anything to chance because at Weber, only the best will do. Every detail matters. All of us at Weber take great pride in delivering the most awesome grilling experience. This is what it takes to be the best, and at Weber only the best will do. In our minds, this is not a badge, this is a promise.





GRILLS

YOU CAN NOW HAVE ALL THE FRESH, GRILLED
FLAVORS YOU LOVE ANYTIME, ANYWHERE.



Q™ 1000™ gas grill



Q™ 2200™ gas grill



Q™ 1400™ electric grill



CHANGE THE WAY YOU SEE GRILLING

Q™ GRILLS
FULL PRODUCT FEATURES, SEE PAGE 24



Q 1200™

*Not available until January 2015



BLUE



GREEN



FUCHSIA



BLACK



PURPLE



ORANGE

Q™ 1000 SERIES GAS GRILLS

MODELS:

Q™ 1000™ LP gas grill
(shown)
Q™ 1200™ LP gas grill



NEW EXPERIENCES AT HOME OR ON THE GO

The Q™ 1000 gas grill series is perfect for the griller on the go. The small, portable design makes it easy to cook a delicious meal while away from home. The grates heat up quickly and evenly so that your food is ready when you are, wherever you are. Seeking out a new adventure? Take your Q™ grill along for the ride!

Q™ 2000 SERIES GAS GRILLS

MODELS:

Q™ 2000™ LP gas grill
Q™ 2200™ LP gas grill
(shown)



SERIOUS POWER WITH PLENTY OF CAPACITY

The Q™ 2000 gas grill series is designed with the traveling griller in mind. Whether you're camping, tailgating, or simply relaxing in the backyard, grilling up your favorite food has never been easier. The sleek design, ergonomic carrying handle, and ample cooking area make it possible to perfect that succulent steak and juicy burger at home or on the go.

ENJOY THE LIFESTYLE WITH WEBER® Q™ ACCESSORIES



6557 | Q™ Portable Cart
(fits Q™ 1000/2000 gas and electric series)



Q™ Roast Rack and Q™ Roasting Shield
(available in small and large)



Q™ Griddle (available for Q™ 1000/2000/3000 series)

Q™ 3000 SERIES GAS GRILLS

Q™ GRILLS
FULL PRODUCT FEATURES, SEE PAGE 24



MODELS:

Q™ 3200 LP gas grill
(shown)

Q™ 3200 NG gas grill

GREAT OPPORTUNITIES WITH THE 'WOW-EFFECT'

Impress your friends and family with a sporty, chic Q™ 3200 gas grill. This lightweight and easy to maneuver grill is perfect for cooking out in the yard, and also excellent for use on city balconies and patios. Stylish on the outside, and will cook a mean burger on the inside!

Q™ ELECTRIC SERIES GRILLS

MODELS:

Q™ 1400™ electric grill
(shown)

Q™ 2400™ electric grill



LIGHT UP THE BLOCK JUST PLUG-N-PLAY

The Q™ Electric grill series was designed with the urban griller in mind. This grill is ideal for apartment buildings that restrict gas and charcoal grills on their patios or balconies. Simply plug it into an outdoor electrical supply and expect the same superior results as you would in any other Weber® grill. When has grilling ever been easier?



6515 | Q™ Two-Piece Stainless Steel Tool Set



Q™ Covers (available for Q™ 1000/2000/3000 series)



6525 | Q™ Cart
(fits Q™ 2000 gas and electric series)

WWW.WEBER.COM®
FOR MORE INFORMATION ON THESE GRILLS.





SPIRIT® GAS GRILLS

FULL PRODUCT FEATURES, SEE PAGE 25

2 BURNERS

450 SQUARE INCHES TOTAL COOKING AREA
26,500 BTU-PER-HOUR INPUT MAIN BURNERS
PORCELAIN-ENAMELED, CAST-IRON COOKING GRATES



SPIRIT® E-210™ GAS GRILL
WITH FOLD-DOWN TABLES



SPIRIT® E-220™ GAS GRILL
WITH SIDE BURNER



SPIRIT® S-210™ GAS GRILL
WITH FOLD-DOWN TABLES



3 BURNERS

529 SQUARE INCHES TOTAL COOKING AREA
32,000 BTU-PER-HOUR INPUT MAIN BURNERS
PORCELAIN-ENAMELED, CAST-IRON COOKING GRATES



SPIRIT® E-310™ GAS GRILL



SPIRIT® E-320™ GAS GRILL
WITH SIDE BURNER



GAS GRILL ROTISSERIE
(sold separately)



PORCELAIN-ENAMELED
CAST-IRON GRIDDLE
(sold separately)

SPIRIT[®] GAS GRILLS

All of the **essential features** a griller could want in an affordable package.

PORCELAIN-ENAMELED LID

No fading, peeling, or rusting with this durable, porcelain-enameled steel lid. Easy to clean.



PORCELAIN-ENAMELED, CAST-IRON COOKING GRATES

The ease of porcelain-enamel with the superior heat retention of cast iron. Grates require no seasoning and are easy to clean.



FUEL GAUGE

Fuel gauge lets you know exactly where you stand on fuel at all times (LP only).



SPIRIT[®] E-320[™] GAS GRILL
3 BURNER GAS GRILL WITH SIDE BURNER

WWW.WEBER.COM[®]
FOR MORE INFORMATION ON THESE GRILLS.



GENESIS® GAS GRILLS

An iconic gas grill where **design and function** go hand in hand.



GENESIS® E-330™ GAS GRILL
PORCELAIN-ENAMELED, CAST-IRON COOKING GRATES
FLUSH-MOUNTED SIDE BURNER
SEAR STATION® BURNER

Rewind the clock back to 1985 - a true landmark year for any Weber enthusiast. The Genesis® gas grill introduced the concept of Flavorizer® bars - an invention that gives you the convenience of gas and the great flavor of charcoal. A fusion of sleek, modern design, ease of use, quality and ingenious barbecue properties. Get ready to be mesmerized - and to mesmerize your guests.

ALL GENESIS® GAS GRILLS FEATURE:

- ✓ **THREE STAINLESS STEEL BURNERS**
38,000 BTU-per-hour input main burners
- ✓ **TOTAL COOKING AREA = 637 SQUARE INCHES**
primary + warming rack
- ✓ **FUEL GAUGE**
You know exactly where you stand on fuel at all times (LP only)
- ✓ **GREASE MANAGEMENT SYSTEM**
Front-access grease tray that provides you with easy access to clean and maintain your grill, plus disposable drip pans make it simple to keep your catch pan clean after each use


Available with and without side burner and Sear Station® burner.

Can be upgraded with various accessories - Such as rotisserie, griddle, Gourmet BBQ System™, and the Elevations™ tiered cooking system.

Available colors:

LP: black, copper, green, and stainless steel

NG: black and stainless steel



GENESIS® E-310™ GAS GRILL

Porcelain-enameled, cast-iron cooking grates



GENESIS® S-310™ GAS GRILL

7 mm diameter stainless steel rod cooking grates



GENESIS® S-330™ GAS GRILL

7 mm diameter stainless steel rod cooking grates | Flush-mounted side burner | Sear Station® burner



WWW.WEBER.COM®

FOR MORE INFORMATION ON THESE GRILLS.



GET THE GEAR!

WEBER ACCESSORIES SOLD SEPARATELY.



INCREASE
YOUR GRILLING
CAPACITY



GRILLING TIP: KEEP IT CLEAN

When food has stuck to your cooking grate, and the grate is hot, clean it with a Weber stainless steel grill brush.



NEW
FOR 2015

- A** 7615: Stainless Steel Grill Rack and Skewer Set
B 6493: 21 inch Three-Sided Grill Brush **C** 7107: Grill Cover with Storage Bag (fits Genesis® 300 series gas grills)



SUMMIT® GAS GRILLS
FULL PRODUCT FEATURES, SEE PAGE 27



ENJOY THE VIEW.

Summit® gas grills add **more style** to your backyard.



4 BURNERS

AVAILABLE IN BLACK OR STAINLESS STEEL



6 BURNERS

AVAILABLE IN BLACK OR STAINLESS STEEL



SUMMIT[®] GAS GRILLS

Setting a whole **new standard** for backyard grilling.




ROAST. SEAR. SMOKE. ALL ON ONE GRILL.
THE SUMMIT[®] S-670[™] GAS GRILL



NEW
FOR 2015

Grill Cover with Storage Bag
7108 | Summit[®] 400 series gas grills
7109 | Summit[®] 600 series gas grills
(sold separately)



6727 | Stainless Steel
Barbecue Rack
(sold separately)

WWW.WEBER.COM[®]
FOR MORE INFORMATION ON THESE GRILLS.



200+
ACCESSORIES

WEBER ACCESSORIES

ESSENTIAL TOOLS AND COOKWARE
THAT YOU NEED, SO YOU GET THE MOST
OUT OF COOKING ON YOUR WEBER® GRILL.

PROTECT



D



6469 | Rib and Roast Holder



Porcelain-Enameled Cast-Iron Griddle
(Available for Q® grills, Spirit®, Genesis®, and Summit® gas grills)



Gas Grill Rotisserie
(Available for Spirit®, Genesis®, and Summit® gas grills)

COOKWARE

CLEAN

BARBECUE TOOLS


Three-Sided Grill Brush
(12 inch brush: 6494, 21 inch brush: 6493)



6606 | Kabob Set



7416 | Rapidfire® Chimney Starter



6610 | Stainless Steel Locking
Barbecue Tongs



7475 | Bear Claw Shredders



6732 | Grill Pan Set



6701 | Stainless Steel
Basting Brush



A Stainless steel fish baskets (Small: 6470, Large: 6471) **B** Bamboo grill brushes (12 inch brush: 6463, 18 inch brush: 6464) **C** 6620: Stainless Steel Spatula **D** Premium Gloves (S/M: 6669, L/XL: 6670)



WWW.WEBER.COM®

FOR MORE INFORMATION ON THESE ACCESSORIES.





FIRE UP THE POSSIBILITIES

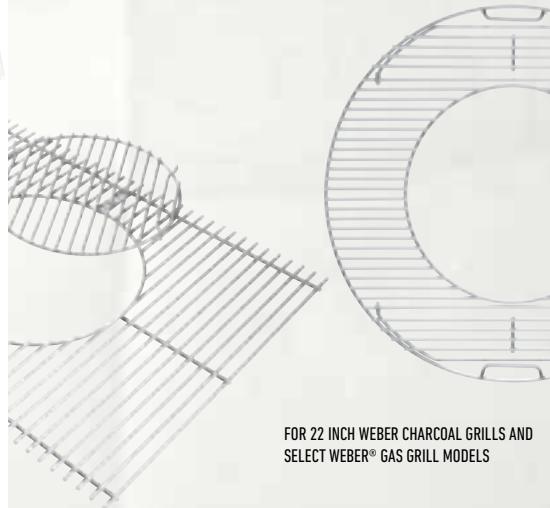
TRANSFORM YOUR GRILL INTO A COMPLETE COOKING CENTER WITH MIX-AND-MATCH COOKWARE





The Gourmet BBQ System™ takes grilling to a new level. Unique inserts expand cooking possibilities by delivering professionally seared steaks and chops on the sear grate, delicious breakfast in the griddle, spicy stir-fry and soups in the wok, and even crispy pizza on the cordierite pizza stone. This system delivers the ultimate experience for grilling fanatics!

GET THE **GRATES.**
GET THE **COOKWARE.**
GET **CREATIVE.**



- A** 7421: Griddle **B** 7422: Wok **C** 8834: Sear Grate
D 8836: Pizza Stone with Carry Rack **E** 8840:
Korean Barbecue **F** 8838: Poultry Roaster
G 8841: Ebelskiver

FOR 22 INCH WEBER CHARCOAL GRILLS AND
SELECT WEBER® GAS GRILL MODELS



CHARCOAL GRILLS
FULL PRODUCT FEATURES, SEE PAGE 28

ORIGINAL KETTLE™

CHARCOAL GRILLS



Original Kettle™ Premium charcoal grill



Original Kettle™ charcoal grill



Original Kettle™ Premium 26 inch charcoal grill

OUR LEGENDARY CHARCOAL GRILLS
HAVE BECOME **BACKYARD ICONS.**



BLACK

COPPER

GREEN



WWW.WEBER.COM®

FOR MORE INFORMATION ON THESE GRILLS.



ORIGINAL KETTLE™ PREMIUM
22 INCH CHARCOAL GRILL



PERFORMANCE

Rust-resistant damper provides proper airflow for perfect grilling and allows for complete heat control.



SUPERIOR DURABILITY

The porcelain-enameled bowl and lid won't rust or peel, giving your grill years of top performance and shiny good looks.



EASY TO CLEAN

The aluminized steel One-Touch™ cleaning system makes clean-up hassle free.

GET GRILLING FASTER!

7416: RAPIDFIRE® CHIMNEY STARTER | 7417: WEBER® LIGHTER CUBES



FILL



LIGHT



GRILL

SMART IN ALL THE RIGHT PLACES

PERFORMER® CHARCOAL GRILLS



- ✓ BUILT-IN THERMOMETER
- ✓ TUCK-AWAY™ LID HOLDER
- ✓ EXTRA WORK SPACE
- ✓ TOOL HOOKS

PERFORMER® PREMIUM CHARCOAL GRILL



PERFORMER® CHARCOAL GRILL



FIRE UP THE POSSIBILITIES

All Performer® charcoal grills now have the Gourmet BBQ System™ cooking grate. Cookware sold separately, see page 16.



Tool hooks



Removable backlit LCD cook timer
(Available on the Performer® Premium and Deluxe charcoal grills)



Weather-protected Char-Bin™ storage container
(Available on the Performer® Premium and Deluxe charcoal grills)



TOUCH-N-GO™ GAS IGNITION

The electronic gas ignition system ignites charcoal briquettes with the push of a button. Available on the Performer® Deluxe charcoal grills.



PERFORMER® DELUXE CHARCOAL GRILL



GREEN



COPPER





PORTABLE GRILLS
FULL PRODUCT FEATURES, SEE PAGE 29



Smokey Joe® charcoal grill



6555 | Smokey Joe® Bag

A



B



BIG FUN COMES IN SMALL SIZES

GRILLS PERFECT FOR CAMPING, TAILGATING OR WHEREVER ADVENTURE LEADS YOU.



C



Go-Anywhere® gas grill



Jumbo Joe® charcoal grill shown with portable table

D

PORTABLE TABLE
IS DESIGNED
TO FIT ALL WEBER®
PORTABLE GRILLS

A 6645: Stainless Steel Two-Piece Portable Tool Set

B 7447: Compact Rapidfire® Chimney Starter

C Smokey Joe® Premium charcoal grill

D 7445: Portable Table

LOW AND SLOW IS THE WAY TO GO

FOR THE MOISTEST, JUICIEST CUTS OF MEAT

SMOKEY MOUNTAIN COOKER™ SMOKER

A BUILT-IN THERMOMETER

A durable, built-in lid thermometer allows you to easily monitor your smoker's temperature.

B HEAVY-DUTY COOKING GRATES

Two plated steel cooking grates provide ample room for smoking ribs and a roast at the same time.

C TEMPERATURE GROMMET

High-temperature, silicone grommet allows for easy access into the smoker for temperature probes.

D PORCELAIN-ENAMELED WATER PAN

Adds steam to the smoking process so meat stays moist and tender.

E CHARCOAL CHAMBER

Designed to keep your charcoal in a concentrated area. The charcoal chamber helps keep the charcoal in a uniform shape, helping to control temperature.



Firespice® wood chunks



Expandable Smoking Rack

SMOKEY MOUNTAIN COOKER™ SMOKER
14 INCH (SHOWN) | 18 INCH | 22 INCH

WWW.WEBER.COM
FOR MORE INFORMATION ON THESE GRILLS.





	Q™ 1400™	Q™ 2400™	Q™ 1000™	Q™ 1200	Q™ 2000™	Q™ 2200™	Q™ 3200™
COOKING SYSTEM							
Stainless steel burner(s)			1	1	1	1	2
Porcelain-enamelled, cast-iron cooking grates	✓	✓	✓	✓	✓	✓	✓
Main burners: BTU-per-hour input			8,500	8,500	12,000	12,000	21,700
Watts/Volts	1560 / 120	1560 / 120					
Infinite heat control settings	✓	✓					
Infinite control burner valve(s)			✓	✓	✓	✓	✓
Push button ignition system			✓		✓		
Electronic ignition system				✓		✓	✓
COOKING AREA							
Primary cooking area (square inches)							393
Warming rack area (square inches)							75
Total cooking area (square inches)	189	280	189	189	280	280	468
CONSTRUCTION							
Cast aluminum lid and body	✓	✓	✓	✓	✓	✓	✓
Glass-reinforced nylon frame	✓	✓	✓	✓	✓	✓	✓
Two folding work tables				✓	✓	✓	
Two removable folding work tables							✓
Removable catch pan	✓	✓	✓	✓	✓	✓	✓
Built-in lid thermometer				✓		✓	✓
Aluminum heat retention liner	✓	✓					
Q™ cart							✓
FEATURES							
Grill Out® handle light							1
Owner's guide and grilling guide	✓	✓	✓	✓	✓	✓	✓
Limited warranty	✓	✓	✓	✓	✓	✓	✓
FUEL							
14.1 or 16.4 oz. LP cylinder (sold separately)			✓	✓	✓	✓	
Liquid propane (20 lb LP tank sold separately)							✓
Hose and regulator for 20-lb LP tank							✓
Natural gas (10-foot flexible hose included)							✓
6-foot grounded electrical cord	✓	✓					
COLOR / MODEL #							
Painted, cast aluminum lid finish	✓	✓	✓	✓	✓	✓	✓
Titanium (LP)			50060001	51060001	53060001	54060001	57060001
Titanium (NG)							57067001
Black (LP)				51010001			
Blue (LP)				51080001			
Fuchsia (LP)				51210001			
Green (LP)				51070001			
Orange (LP)				51190001			
Purple (LP)				51200001			
Dark gray	52020001	55020001					
DIMENSIONS (LID OPEN, TABLES OUT)							
Height (inches)	23.5	26	23.5	24.6	26	26	55.5
Width (inches)	27	31.5	27	40.9	51.4	51.4	50.2
Depth (inches)	20.5	25.1	20.5	20.5	24.3	25.1	30

SPIRIT®



	E-210™	E-220™	S-210™	E-310™	E-320™
COOKING SYSTEM					
Stainless steel burners	2	2	2	3	3
Porcelain-enameled, cast-iron cooking grates	✓	✓	✓	✓	✓
Porcelain-enameled Flavorizer® bars	✓	✓	✓	✓	✓
Main burners: BTU-per-hour input	26,500	26,500	26,500	32,000	32,000
Side burner: BTU-per-hour input		12,000			12,000
Electronic Crossover® ignition system	✓	✓	✓	✓	✓
COOKING AREA					
Primary cooking area (square inches)	360	360	360	424	424
Warming rack area (square inches)	90	90	90	105	105
Total cooking area (square inches)	450	450	450	529	529
CONSTRUCTION					
Porcelain-enameled shroud with center-mounted thermometer	✓	✓		✓	✓
Stainless steel shroud with center-mounted thermometer			✓		
Stainless steel fold-down tables	2		2		
Stainless steel work surfaces	2	2	2	2	2
Front-mounted control panel	✓	✓	✓	✓	✓
Painted enclosed steel cabinet with painted steel door	✓	✓		✓	✓
Painted enclosed steel cabinet with stainless steel door			✓		
Front access, porcelain-enameled grease tray with catch pan	✓	✓	✓	✓	✓
Heavy-duty front locking swivel casters	2	2	2	2	2
Heavy-duty back swivel casters	2	2	2	2	2
FEATURES					
Fuel gauge (LP models only)	✓	✓	✓	✓	✓
Tool hooks	6	6	6	6	6
Owner's guide and grilling guide	✓	✓	✓	✓	✓
Limited warranty	✓	✓	✓	✓	✓
FUEL					
Natural gas (10-foot flexible hose included)			✓	✓	
Liquid propane (20-lb LP tank sold separately)	✓	✓	✓	✓	✓
COLOR / MODEL #					
Black (LP)	46110001	46310001		46510001	46710001
Black (NG)				47510001	
Stainless steel (LP)			46100001		
Stainless steel (NG)			47100001		
DIMENSIONS (LID OPEN, TABLES OUT)					
Height (inches)	63	63	63	63	63
Width (inches)	50	48	50	52	52
Depth (inches)	32	32	32	32	32



GENESIS®



	E-310™	E-330™	S-310™	S-330™
COOKING SYSTEM				
Stainless steel burners	3	3	3	3
Porcelain-enameled, cast-iron cooking grates	✓	✓		
7 mm diameter stainless steel rod cooking grates			✓	✓
Porcelain-enameled Flavorizer® bars	✓	✓		
Stainless steel Flavorizer® bars			✓	✓
Main burners: BTU-per-hour input	38,000	38,000	38,000	38,000
Side burner: BTU-per-hour input		12,000		12,000
Sear Station® burner: BTU-per-hour input		10,000		10,000
Individual electronic ignition system	✓	✓	✓	✓
COOKING AREA				
Primary cooking area (square inches)	507	507	507	507
Warming rack area (square inches)	130	130	130	130
Total cooking area (square inches)	637	637	637	637
CONSTRUCTION				
Porcelain-enameled shroud with center-mounted thermometer	✓	✓		
Stainless steel shroud with center-mounted thermometer			✓	✓
Stainless steel work surfaces	2	2	2	2
Front-mounted control panel	✓	✓	✓	✓
Painted enclosed steel cabinet with painted steel doors and stainless steel handles	✓	✓		
Painted enclosed steel cabinet with stainless steel doors and stainless steel handles			✓	✓
Front access, porcelain-enameled grease tray with catch pan	✓	✓	✓	✓
Porcelain-enameled heat deflectors	✓	✓	✓	✓
Heavy-duty front locking swivel casters	2	2	2	2
Heavy-duty back swivel casters	2	2	2	2
FEATURES				
Fuel gauge (LP models only)	✓	✓	✓	✓
Tool hooks	6	6	6	6
Owner's guide and grilling guide	✓	✓	✓	✓
Limited warranty	✓	✓	✓	✓
FUEL				
Natural gas (10-foot flexible hose included)	✓	✓	✓	✓
Liquid propane (20-lb LP tank sold separately)	✓	✓	✓	✓
COLOR / MODEL #				
Black (LP)	6511001	6531001		
Black (NG)	6611001	6631001		
Copper (LP)	6512001	6532001		
Green (LP)	6517001	6537001		
Stainless steel (LP)			6550001	6570001
Stainless steel (NG)			6650001	6670001
DIMENSIONS (LID OPEN)				
Height (inches)	64.5	64.5	64.5	64.5
Width (inches)	60	60	60	60
Depth (inches)	30	30	30	30

Summit®



E-420™	E-470™	E-620™	E-670™	S-420™	S-470™	S-620™	S-670™	S-460™	S-660™
--------	--------	--------	--------	--------	--------	--------	--------	--------	--------

COOKING SYSTEM

Stainless steel burners	4	4	6	6	4	4	6	6	4	6
9 mm diameter stainless steel rod cooking grates	✓	✓	✓	✓	✓	✓	✓	✓	✓	✓
Stainless steel Flavorizer® bars	✓	✓	✓	✓	✓	✓	✓	✓	✓	✓
Main burners: BTU-per-hour input	48,800	48,800	60,000	60,000	48,800	48,800	60,000	60,000	48,800	60,000
Side burner: BTU-per-hour input	12,000	12,000	12,000	12,000	12,000	12,000	12,000	12,000		
Sear Station® burner: BTU-per-hour input		10,600		10,600		10,600		10,600	10,600	10,600
Smoker burner: BTU-per-hour input		6,800		6,800		6,800		6,800	6,800	6,800
Rear-mounted infrared rotisserie burner: BTU-per-hour input		10,600		10,600		10,600		10,600	10,600	10,600
Tuck-Away™ rotisserie system with flip-up motor and separate spit and fork storage in the enclosed cart		✓		✓		✓		✓		
Snap-Jet™ individual burner ignition system	✓	✓	✓	✓	✓	✓	✓	✓	✓	✓

COOKING AREA

Primary cooking area (square inches)	538	468	693	624	538	468	693	624	468	624
Warming rack area (square inches)	112	112	145	145	112	112	145	145	112	145
Total cooking area (square inches)	650	580	838	769	650	580	838	769	580	769

CONSTRUCTION

Porcelain-enameled shroud with center-mounted thermometer	✓	✓	✓	✓						
Stainless steel shroud with center-mounted thermometer					✓	✓	✓	✓	✓	✓
Stainless steel side tables with painted aluminum end caps	2	2	2	2	2	2	2	2		
Painted enclosed cart with painted steel doors and chrome-plated aluminum handles	✓	✓	✓	✓						
Painted enclosed cart with stainless steel doors and chrome-plated aluminum handles					✓	✓	✓	✓		
Front access, stainless steel grease tray with catch pan	✓	✓	✓	✓	✓	✓	✓	✓	✓	✓
SlideFrame™ design									✓	✓
Two swivel casters and two locking casters with stainless steel trim									✓	✓
Cabinet for LP tank must be built separately (island not included)									✓	✓
Heavy-duty front locking swivel casters	2	2	2	2	2	2	2	2		
Heavy-duty back swivel casters	2	2	2	2	2	2	2	2		

FEATURES

LED tank scale display and fuel gauge (LP models only)	✓	✓	✓	✓	✓	✓	✓	✓		
Grill Out® handle light(s)	1	1	2	2	1	1	2	2	1	2
Lighted control knobs		✓		✓		✓		✓	✓	✓
Tool hooks	6	6	6	6	6	6	6	6		
Premium cover included									✓	✓
Owner's guide and grilling guide	✓	✓	✓	✓	✓	✓	✓	✓	✓	✓
Limited warranty	✓	✓	✓	✓	✓	✓	✓	✓	✓	✓

FUEL

Natural gas (10-foot flexible hose included)	✓	✓	✓	✓	✓	✓	✓	✓	✓	✓
Liquid propane (20-lb LP tank sold separately)	✓	✓	✓	✓	✓	✓	✓	✓	✓	✓

COLOR / MODEL

Black (LP)	7121001	7171001	7321001	7371001						
Black (NG)	7221001	7271001	7421001	7471001						
Stainless steel (LP)					7120001	7170001	7320001	7370001	7160001	7360001
Stainless steel (NG)					7220001	7270001	7420001	7470001	7260001	7460001

DIMENSIONS (LID OPEN)

Height (inches)	57.1	57.1	57.1	57.1	57.1	57.1	57.1	57.1	49.5	49.5
Width (inches)	66	66	74.1	74.1	66	66	74.1	74.1	34	42
Depth (inches)	30	30	30	30	30	30	30	30	31	31



CHARCOAL GRILLS



	ORIGINAL KETTLE™ CHARCOAL GRILL				MASTER-TOUCH®	PERFORMER® CHARCOAL GRILL			RANCH® KETTLE
	18 INCH	22 INCH	22 INCH PREMIUM	26 INCH PREMIUM		22 INCH	22 INCH PREMIUM	22 INCH DELUXE	
COOKING SYSTEM									
Porcelain-enameled bowl and lid	✓	✓	✓	✓	✓	✓	✓	✓	✓
Plated steel cooking grate	✓	✓							
Plated steel hinged cooking grate			✓						
Gourmet BBQ System™ hinged cooking grate					✓	✓	✓	✓	
Stainless steel hinged cooking grate				✓					✓
Steel charcoal grate	✓	✓	✓	✓	✓	✓	✓	✓	✓
Electronic Touch-N-Go™ gas ignition system								✓	
COOKING AREA									
Warming rack area (square inches)					80				
Total cooking area (square inches)	240	363	363	508	443	363	363	363	1,104
CONSTRUCTION									
Heavy-duty steel cart frame						✓	✓	✓	✓
Painted, metal fold-down table						✓			
Painted, metal work table							✓	✓	
One-Touch™ cleaning system	✓	✓	✓	✓	✓	✓	✓	✓	
Aluminum ash catcher	✓	✓							✓
Removable, high-capacity aluminum ash catcher			✓	✓	✓	✓	✓	✓	
Wire bottom shelf						✓	✓	✓	
Weather-protected CharBin™ storage container							✓	✓	
Rust-resistant damper(s)	1	1	1	1	1	1	1	1	4
Glass-reinforced nylon lid handle									✓
Lid handle with heat shield	✓	✓	✓	✓	✓	✓	✓	✓	
Glass-reinforced nylon bowl handle	1	1							
Glass-reinforced nylon handle with tool hooks			2	1	1				
Spring clip/push pin leg assembly	✓	✓	✓	✓	✓				
Durable all-weather wheels	2	2	2						
Durable all-weather wheels with full wheel hubs				2	2	2	2	2	2
Locking casters						2	2	2	2
FEATURES									
Built-in lid thermometer			✓	✓	✓	✓	✓	✓	
Removable backlit LCD cook timer							✓	✓	
Char-Basket™ charcoal fuel holders				2	2		2	2	
Tool hooks						3	3	3	3
Tuck-Away™ lid holder				✓	✓	✓	✓	✓	✓
Owner's guide	✓	✓	✓	✓	✓	✓	✓	✓	✓
Limited warranty	✓	✓	✓	✓	✓	✓	✓	✓	✓
COLOR / MODEL #									
Black	441001	741001	14401001	16401001	14501001	15301001	15401001	15501001	60020
Copper			14402001				15402001	15502001	
Green			14407001				15407001	15507001	
DIMENSIONS									
Height (inches)	35	38.5	38.5	42.3	42	43.5	43.5	43.5	42
Width (inches)	23	25	27	32	29.5	42	48	48	37.75
Depth (inches)	18.5	22.5	22.5	24.4	24	29	30	30	44.75

PORTABLE GRILLS



	SMOKEY JOE® 14 INCH	SMOKEY JOE® 14 INCH PREMIUM	SMOKEY JOE® JUMBO JOE®	GO-ANYWHERE® CHARCOAL	GO-ANYWHERE® GAS
COOKING SYSTEM					
Porcelain-enameled bowl and lid	✓	✓	✓	✓	✓
Plated steel cooking grate	✓	✓	✓	✓	
Porcelain-enameled, cooking grate					✓
Steel charcoal grate	✓	✓	✓	✓	
Stainless steel burner					1
Main burner: BTU-per-hour input					6,800
Push button igniter					✓
COOKING AREA					
Total cooking area (square inches)	147	147	240	160	160
CONSTRUCTION					
Rust-resistant damper(s)	2	1	2	2	
Glass-reinforced nylon handle	1	1	1	1	1
Tuck-N-Carry® lid lock/lid holder		✓	✓		
Plated steel legs pivot to lock lid in place for carrying				✓	✓
FEATURES					
Owner's guide	✓	✓	✓	✓	✓
Limited warranty	✓	✓	✓	✓	✓
Uses disposable 14.1 oz. LP cylinders (not included)					✓
COLOR / MODEL #					
Black	10020	40020	1211001	121020	1141001
DIMENSIONS					
Height (inches)	17	17	19.75	14.5	14.5
Width (inches)	14.25	14.25	20.5	21	21
Depth (inches)	14.5	16.5	19.75	12.25	12.25



SMOKEY MOUNTAIN COOKER™ SMOKER

	14 INCH SMOKER	18 INCH SMOKER	22 INCH SMOKER
COOKING SYSTEM			
Porcelain-enameled bowl and lid	✓	✓	✓
Porcelain-enameled water pan	✓	✓	✓
Porcelain-enameled charcoal chamber	✓	✓	✓
Plated steel cooking grate	✓	✓	✓
COOKING AREA			
Total cooking area (square inches)	286	481	726
CONSTRUCTION			
Rust-resistant damper(s)	4	4	4
Glass-reinforced nylon lid handle	✓	✓	✓
Rust-resistant aluminum fuel door	✓	✓	✓
Rust-resistant aluminum heat shield	✓	✓	✓
FEATURES			
Built-in lid thermometer	✓	✓	✓
Silicone temperature grommet	✓	✓	✓
Premium-grade cover included	✓	✓	✓
Owner's guide	✓	✓	✓
Limited warranty	✓	✓	✓
COLOR / MODEL #			
Black	711001	721001	731001
DIMENSIONS			
Height (inches)	31.4	41	48.5
Width (inches)	14.75	19	23
Depth (inches)	14.75	21	24



Q™ 1200™ GAS GRILL

WEBER GRILLING TIPS

1

PREHEAT THE GRILL

Preheat your grill with the lid closed for 10 to 15 minutes, temperature should reach 500°F. The heat loosens any pieces of food on the grate, making it easy to brush them off. It also prevents food from sticking to the grate and heats to sear properly.



KEEP IT CLEAN

When food has stuck to your cooking grate, and the grate is hot, clean it with a Weber stainless steel grill brush. Replace brush if any loose bristles are found on cooking grates or brush.

2

3

OIL THE FOOD NOT THE GRATE

Oil prevents food from sticking while adding flavor and moisture as well. Always make sure to oil your food and not the grate. You will use less oil and avoid a potentially dangerous situation.



KEEP THE LID DOWN

Keep the lid on as much as possible. This limits the amount of oxygen inside the grill, which will help extinguish any flare-ups.

4





WEBER NATION

JOIN THE WEBER FAMILY

WWW.WEBER.COM/WEBERNATION



WWW.WEBER.COM



weberbbq



webergills



webergills



webergills



grillwithweber

©2014 Weber-Stephen Products LLC. Weber, the kettle silhouette, the kettle configuration, .Q, Q, Char Q, Spirit, Genesis, Summit, Smokey Joe, Go- Anywhere, Master-Touch, Performer, Ranch, Elevations, Grill Out, Flavorizer, Crossover, Sear Station, Tuck-N-Carry, Jumbo Joe, Rapidfire and Firespice are registered U.S. trademarks; 500, 700, 1000, 1200, 1400, 2000, 2200, 2400, 3200, E-210, E-220, E-310, E-320, E-330, E-420, E-470, E-620, E-670, EP-310, EP-330, S-210, S-310, S-330, S-420, S-460, S-470, S-620, S-660, S-670, SP-310, SP-320, Original Kettle, Char-Basket, Smokey Mountain Cooker, Gourmet BBQ System, Snap-Jet, Tuck-Away, SlideFrame, One-Touch Cleaning System, CharBin, Warm-up, Lighter Cubes, Baby Q, Silver A, Silver B, Silver C, Platinum, Weber Essentials, Weber Original, Weber Style, are trademarks, all of Weber-Stephen Products LLC, 200 East Daniels Road, Palatine, Illinois 60067 USA.

79607_REV_101414