

# 2019 Product Catalog

Lattice & Screens • Post Caps • Deck Products • Fencing • Paneling





## Built by Professionals

In 1980, tired of the inferior materials available to their remodeling business, a group of professional contractors founded LWO Corporation, producers of the Woodway product line. They were determined to develop well-designed wood products that were durable, easy to install and beautiful to look at.

## Uncompromising Quality

LWO's high standards resonated with professional contractors throughout the United States and the business soon took off. As LWO grew, they were often asked to compromise quality to increase revenues. The founders refused. Their original philosophy of putting quality above all other considerations when designing products has earned them a nationwide reputation as designers and manufacturers of superior wood products for the home and garden.

## The Commitment Continues

LWO is dedicated to seeking out sources of high quality lumber grown and harvested using sustainable, environmentally responsible forestry practices. As a measure of this commitment, LWO has made efforts for nearly a decade to source lumber that is third-party certified as being managed and harvested in an environmentally responsible fashion.

## Environmental Sustainability

Western Red Cedar is the primary species used in Woodway products. The species offers proven environmental sustainability in addition to bringing warmth, longevity and authenticity to any project. WRC, as it is often referred to, has the lowest environmental impact when compared to other materials, such as brick and fiber cement. Studies have shown WRC to be a carbon neutral component of the construction process, helping projects achieve a wide range of certification goals. The environmental benefits have been recognized by the USDA and other independent bodies. The species is harvested from managed forests in the Pacific Northwest US and British Columbia.

## Warranties

LWO Corporation provides warranties ranging from 5 to 20 years on its products, ensuring that products will be free from defects in material or workmanship - if finished and installed according to manufacturer's instructions. The following warranties apply: Lattice & Fence - 20 years; Deck Components - 10 years; Post caps - 5 years. For more details on warranties, please visit our website - [www.woodwayproducts.com](http://www.woodwayproducts.com), or call 800-459-8718.

## No Call Backs

The bane of the contractor's existence: Call Backs. Nobody likes them. They cost time, money and are a hassle. You don't want them. We don't want them. We understand your needs and we build our products with "No Call Backs" in mind.



P.O. Box 17125  
Portland, OR 97217

[www.woodwayproducts.com](http://www.woodwayproducts.com)

800-459-8718

503-286-5372

FAX: 888-283-7661

## Lattice/Screen



### Lattice

The Industry Standard for quality. No other lattice on the market is built to the exacting, rugged standards of Woodway Lattice.



### Panel Screens

Space definition and screening with a modern aesthetic.

## Deck Products



### Post Caps

Woodway's wide selection of classic post caps are built to last and designed to complement every architectural style.



### Deck Products

Rails, balusters and posts that integrate with your existing components.



### Post Sleeves

Woodway Quick Clad Post Sleeves are designed to quickly upgrade the appearance of posts with a professional, finished look.

## Fencing/Paneling



### Fencing

Professional grade panels, gates, toppers, mouldings and pickets to improve efficiency and consistency on the job site.



### Paneling

Solid wood plank paneling from Woodway is the choice of serious professionals and homeowners alike. Every single piece in our generous range of species and sizes is hand-inspected for quality.

## Cover Credits

Front

Top: Moderna Panel Screen. Architect: Blake Middleton FAIA; Photo: Paul Bonnar. Bottom Left: Copper Pyramid Post Cap. Bottom Left Middle: Square Lattice. Photo: Erik Rhodin. Bottom Right Middle: Catalina Estate Lattice. Photo: Rick King. Bottom Right: Square Lattice and fencing.

Back

Top: Moderna Panel Screen. Photo: Joel Boyer, Unique Decks



## The Greenest of the Green

Building products manufacturer's have long been touting their green credentials; shooting off quick stats, reciting well-rehearsed sound bites and doing their best to generate buzz in the hope that their product will be elevated to that ideal state associated with hybrid cars and programmable thermostats.

Here at LWO, we approach environmental sustainability differently. If you have had the chance to get to know us, you will surely agree that our approach to the environment is just about as trendy as our office dress code. There are few sound bites used by our salespeople, fewer press-releases with green headlines, and virtually no opposition to the fact that our fleet vehicle is an extended-cab pickup truck.

Our approach to the environment stems, instead, from our love of the outdoors and our respect for all that is natural. As a number of our founders grew up in Portland in the 70's, jaunts down the Willamette River and treks into Forest Park were considered almost to be a birthright, an essential aspect of who we are. This appreciation of the natural world, combined with an independent spirit, is a guiding element in everything we do.

Lately, we have been asked by customers to jump on the bandwagon and proclaim our 'green-cred' a bit. After a little apprehension, we capitulated to their requests. Here are a few areas in which LWO contributes to a healthier planet.

**BioFuels:** LWO has generated more than 20,000 tons (BDT) of biofuel from wood waste over the past ten years. The vast majority

of our total wood waste is reused for heating, drying and as an alternative to fossil fuels in generating electricity.

**Recycling:** In addition to our company-wide recycling program, we have donated sawdust and chips for use as mulch in re-vegetation projects and in a single year we sold 137 tons of wood particles for use as compost and playground chips.

**Better Blades:** Our in-house filing shop critically manages saw kerfs to maximize wood recovery and minimize waste. We process an estimated 200 blades per week depending on the season. In addition, having the sharpest blades reduces power consumption and allows for smaller, more efficient motors to be used on our machines. By sharpening our blades in-house we prolong their life, keep them out of landfills and eliminate transportation needs.

**Water Management:** By installing the latest electronic controls for cooling our saw blades, we consume the least amount of water possible to get the job done.

**Fewer VOC's:** We use very few volatile organic compounds, which is good news for our nearby rivers and local water supply. Over 90% of our finishing treatments and the majority of our adhesives contain little or no VOC's.

**Material Recovery:** Our entire cutline operation serves to recover usable wood from material that is otherwise under-utilized. Many of our products incorporate material from this process.



# LATTICE



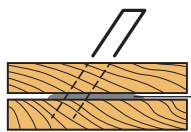
Quality lattice is Woodway's most renowned product. As former contractors, the founders wanted durability, style and craftsmanship and they didn't want to have to come back after the job was finished to replace inferior products. Woodway Lattice is opposed-angle stapled for maximum wood-holding contact and the angle is reversed at alternate lath intersections.

Fasteners in Clear grade Cedar and Redwood are glue-coated stainless steel; all other grades use 18 gauge, electroplated, galvanized and glue-coated steel fasteners to resist rust and

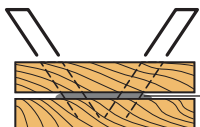
improve holding power. Fasteners are set flush or slightly countersunk, parallel to the wood grain and their points do not protrude through the face. In addition, all 4' wide panels are glued along at least four joint lines with industrial adhesive to improve panel integrity and strength.

Our founders' ideals have resonated with contractors throughout the United States. LWO's refusal to compromise and a continued emphasis on putting quality ahead of other considerations has paid off. Woodway Lattice is the best selling premium grade lattice in the United States.

Add a new dimension to your projects with Woodway Lattice, the industry standard for quality.



30° angle double stapling provides extra strength at edges



strategically glued for ultimate stability

strategically glued for ultimate stability



# LATTICE

## Lattice Grades

### Choose the Lattice for Your Project

Woodway Lattice is available in Clear, No. 1, and Select grades and a variety of wood species. Western Red Cedar, Redwood, Douglas Fir and Mahogany lattice offer natural rot and pest resistance.

CA-C is also offered in a number of styles. Most styles of Woodway lattice are sold in 4' x 8' sheets, while smaller sized sheets are also available. See the SKU table on page 8 for specific offerings.

### Clear Grade


The finest wood lattice on the market. Our Clear grade lattice is made entirely of smooth-sawn clear lath. An occasional bird's-eye or pin knot is permitted, but no holes, wane, splits or stains are allowed. These panels are assembled with gel coated stainless steel fasteners to eliminate rust stains.



Range of Acceptable Wood

### No. 1 Grade

Made of carefully pre-graded, smooth sawn lath to ensure fine appearance and consistently well manufactured, durable panels. These lattice panels contain a proportion of clear lath, but allow sound knots and other minor wood defects. These panels are assembled with glue coated galvanized fasteners. stainless steel upgrade is available with additional charge.



Range of Acceptable Wood


### Select No. 2 and Better Grade

A structurally sound lattice, made of pre-graded lath, which may have some characteristics that make it unsuited to installations where top appearance is a major factor. Does not permit characteristics that would significantly reduce structural integrity. This is the grade of lattice most seen in building materials outlets where price is promoted. This grade of lattice is tagged without the Woodway logo.

## Patterns & Spacing


### Classic Lattice

No job or application is ever the same. Spacing needs, lighting control and design preferences vary from project to project. Whether you need privacy or garden spacing in square or diagonal design, Woodway Classic Lattice has you covered.



#### Square Privacy Lattice

1 1/2" lath width (+/- 1/16"), • 1 15/16" nominal openings (+/- 1/8")



#### Square Garden Lattice

1 1/2" lath width (+/- 1/16"), • 2 1/2" nominal openings (+/- 1/8")



#### Diagonal Privacy Lattice

1 1/2" lath width (+/- 1/16") • 1 7/8" nominal openings (+/- 1/8")




#### Diagonal Garden Lattice

1 1/2" lath width (+/- 1/16") • 2 3/4" nominal openings (+/- 1/8")


### Estate Lattice

Every now and again, you'll get a job that calls for something unique in the way of lattice. Our Estate Lattice might be just the solution. These elegant, classical and enduring patterns – all made with stainless steel staples – add distinction to any project, indoors or out.



#### Monterey

Lath widths: 2 1/2" (+/- 1/16") large lath, 1/16" (+/- 1/16") narrow lath. Multiple opening sizes.



#### Catalina

Lath widths: 2 1/2" (+/- 1/16") large lath, 1 1/16" (+/- 1/16") narrow lath. Multiple opening sizes.



# SKU AVAILABILITY

<i>Available panels listed by product SKU number.</i>				4' x 8' Panel			2' x 8' Panel		1' x 8' Panel
	Spacing	Species	Grade	Standard	HD	Jumbo	Standard	HD	Standard
<b>Diagonal Pattern</b>	<b>Garden (less shade)</b>	Cedar	#1	810.1070	810.1125		810.1000		810.1050
		Cedar	Select & Btr	810.1080	810.1135		810.1820		
		Redwood	#1	810.1205					
		Redwood	Select & Btr		810.3013				
		Redwood	Select & Btr	810.1215	810.1800		810.1165	810.1835	
		Mahogany	Clear		810.2057				
		CA-C	#1*	810.3218			810.3220		
		CA-C	Select & Btr*	810.3228	810.3233				
	<b>Privacy (more shade)</b>	Cedar	Clear	810.1095	810.1145		810.1010		810.1065
		Cedar	#1	810.1090	810.1140				810.1060
		Cedar	Select & Btr		810.1812				
		Redwood	#1	810.1225	810.1265		810.1169		
		Redwood	Select & Btr		810.3015				
		Mahogany	Clear		810.3330				
CA-C		#1*	810.3219	810.3225					
CA-C		Select & Btr*	810.3230	810.3234					
<b>Square Pattern</b>	<b>Garden (less shade)</b>	Cedar	Clear		810.1150				
		Cedar	#1	810.1106	810.1151				
		Cedar	Select & Btr		810.3079	810.3392			
		Mahogany	Clear		810.2059				
		CA-C	Select & Btr*		810.3081				
	<b>Privacy (more shade)</b>	Cedar	Clear	810.1115	810.1156				
		Cedar	#1	810.1114	810.1154				
		Cedar	Select & Btr		810.2055				
		Redwood	#1		810.1275				
		Redwood	Select & Btr		810.1928				
		Mahogany	Clear		810.2058				
		CA-C	#1*	810.3237	810.3238				
		CA-C	Select & Btr*		810.3082				

\* Treated with CA-C to .250 or refusal.



# SKU AVAILABILITY



Available panels listed by product SKU number				4' x 8'	4' x 6'	3' x 6'
Pattern		Species	Grade	Heavy Duty	Heavy Duty	Heavy Duty
Estate Lattice	Monterey Estate	Cedar	#1	810.1589	810.1200	810.3097
	Catalina Estate	Cedar	#1	810.1588	810.1217	810.3098
Panel Screens	Moderna	Cedar	Clear	810.1209	810.1203	
		Mahogany	Clear	810.1258	810.1259	
		Redwood	#1		810.1337	
	Highland Park	Cedar	#1	810.1587	810.1586	

Monterey & Catalina Estate Lattice net dimensions:

4' x 8': 94 27/32" x 46 27/32" • 4' x 6': 71 3/4" x 46 7/8" • 3' x 6': 71 3/4" x 35 3/4"

## Lattice Dimensions

Style	Available Panel Sizes (nominal)	Spacing Availability	Grade Availability	Thickness * (at lath intersections)
Standard Diagonal	1'x8', 2'x8', 4'x8'	Garden, Privacy	Clear, #1, Select	3/8"
Standard Square	4'x8'	Garden, Privacy	Clear, #1, Select	3/8"
Heavy Duty Diagonal	1'x8', 2'x8', 4'x8'	Garden, Privacy	Clear, #1, Select	13/16" *
Heavy Duty Square	4'x8'	Garden, Privacy	Clear, #1, Select	13/16" *
Jumbo Square	4'x8'	Garden	Select	1 1/2"
Estate	3'x6', 4'x6', 4'x8'	Monterey, Catalina	#1	13/16"
Panel Screen	4'x6', 4'x8'	Moderna, Highland Park	Clear, #1	13/16" *

Net panel thicknesses are:

Standard = between .370" - .410"

Heavy Duty = between .800" - .840"

Mahogany HD = between .660" - .700"

\* 1 1/16" Mahogany



# LATTICE



## Installation

We recommend securing lattice into a framed opening, using our mouldings (or sandwiching with 3/4" stop) and a bead of construction adhesive. Local codes must be followed particularly with regard to railings on porches, balconies and stairs. Heavy Duty lattice is recommended for such installations.





It is recommended that finishes be applied prior to installation as the numerous openings and intersections of lath make coating application difficult once the panels are in place. Coatings should be applied early to minimize effects of weathering. Cedar lattice will achieve a natural silver patina if left unfinished. Visit [wrcla.org](http://wrcla.org) or [www.fpl.fs.fed.us](http://www.fpl.fs.fed.us) (Forest Products Laboratory) for more information.

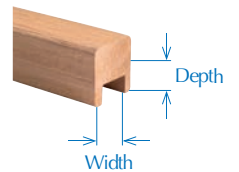
## Specification Writing Quality at Every Angle

Lattice shall be Woodway Quality Lattice, as manufactured by LWO Corporation, or equal. Lattice shall be graded based on the Western Wood Products Association Lath Grading Rules, consisting of (name one) Clear grade, made entirely of smooth-sawn, clear lath, with glue-coated stainless steel staples or stainless steel brads, or No. 1 grade, using electroplated, galvanized, glue-coated staples, made from smooth-sawn lath, allowing sound knots.

Lattice shall have lath fastening, augmented by at least four (4) lines of industrial gluing. All lattice shall have alternate, opposed-angle stapling, set parallel with the wood grain, or be fastened with stainless steel brads. Panel edges are opposite, double-angle fastened and panel ends are double fastened. One panel face shall be free of visible fasteners.

## Mouldings

Moulding	Moulding Profile	SKU	Lattice Compatibility	Nominal Size	Inner Groove Dimensions (net width & depth)
Cap		Cedar - 815.1625 CA-C - 815.3240	Standard	3/4" x 1 1/2" x 8'	1/2" x 1/2"
Divider		Cedar - 815.1630	Standard	1 1/2" x 1 1/2" x 8'	1/2" x 1/2"
Heavy Cap		Cedar - 815.1640 Mahogany - 815.1477 CA-C - 815.3241	Heavy Duty	1 1/2" x 1 1/2" x 8'	7/8" x 1/2"
Heavy Divider		Cedar - 815.1645 Mahogany - 815.1478	Heavy Duty	1 1/2" x 1 1/2" x 8'	7/8" x 1/2"



Inner Groove Dimensions

## Style & Function Prominently Aligned

Create privacy and space definition. Applications include deck, patio screening, interior room separation and fencing

### Introducing the Highland Park

The first extension to our panel screen line. Much like our popular Moderna panel, the Highland Park features prominent directional lines, heavy duty kiln-dried, sanded and rot resistant Western Red Cedar. Glued and stapled at every intersection with stainless fasteners for maximum strength and durability, the Highland Park panel is perfect for privacy screening, space definition for outdoor living, decks, patios, fencing and more.

The original Moderna Panel Screen remains a popular alternative to traditional lattice - both as deck and patio screening, as well as unique outdoor living area definition. Cedar and Mahogany Moderna Panels use clear fiber.

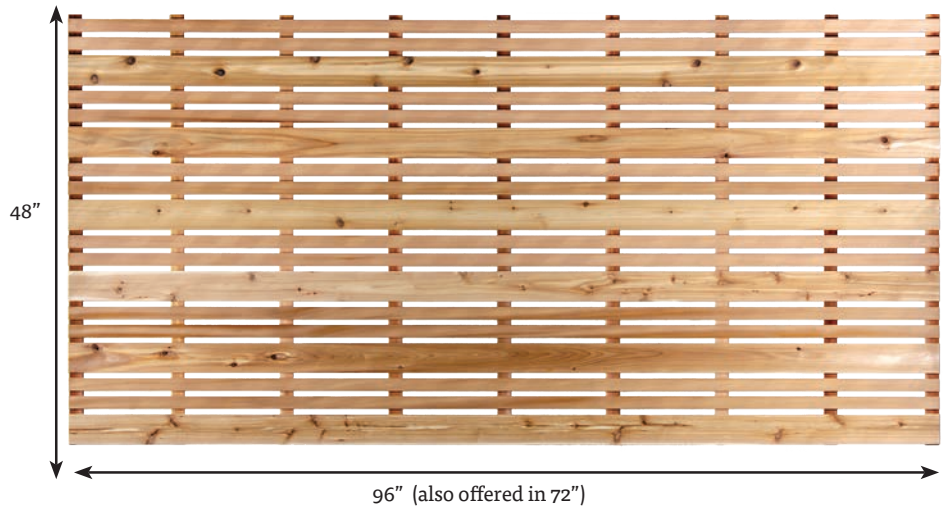
- Privacy screening with aesthetic appeal
- Space definition for outdoor living, deck, patio, fencing and more
- Heavy duty, kiln-dried and sanded Western Red Cedar, Mahogany and Redwood
- 100% glued and stapled intersections
- Interior/exterior use
- Stainless steel fasteners
- Naturally rot resistant



Panel Screen incorporated into porch design.


### 4'x8' Highland Park Panel Screen

<sup>1</sup>/<sub>16</sub>" panel thickness



### 4'x6' Moderna Panel Screen

<sup>1</sup>/<sub>16</sub>" panel thickness





# PANEL SCREENS



Top Right:  
Highland Park  
Panel Screen

Middle Right  
& Left:  
Panel Screen  
for outdoor  
living areas.

Bottom Right:  
Architectural  
specification  
of panel screen.  
Architect: Blake  
Middleton FAIA;  
Photography:  
Paul Bonnar



## Versatility

### Imagine the Possibilities

Woodway Post Caps add a finished quality to a variety of outdoor projects. Whether it's a copper-clad top for your mailbox post, pyramid caps for your picket fence posts or cedar ball finials for the fence, Woodway finishes your project with style.

Woodway Post Caps are both decorative and protective, preventing decay by shielding the post tops from the elements.

Sturdy, handsome post caps capture the design sophistication and attention to detail that exemplify the classic architecture of colonial America. Choose from stylish metal, wood, glass and solar designs in a variety of styles. Woodway Post Caps are built to last. We use premium-grade, kiln-dried Western Red Cedar, Mahogany, and treated Hem-Fir.

Our blocks and trim skirts are precision-molded for uniformity. Rabbeted joinery in our wood and select metal caps provides extra strength and durability. Our glass caps are solid-formed for longevity. You don't have to worry about rust marks or wood discoloration, because we don't use any metal fasteners.



Left: Acorn Finial, available in Western Cedar

Above: Ball Top Post Cap available in Western Cedar, Redwood and Treated

Below: Flat Top Post Cap available in 4" x 4", 5" x 5" and 6" x 6".





# POST CAPS

## Quality to the Core

### We Take No Shortcuts in Making the Finest Post Caps

Woodway Post Caps add a finished quality to a variety of outdoor projects. Whether it's a copper-clad top for your mailbox post, white pyramid caps for your picket fence posts or cedar ball finials for the fence, Woodway finishes your project with style. Add a crowning touch to your fences, railings and posts with Woodway's elegant post caps. These sturdy, handsome post caps capture the design sophistication and attention to detail that exemplify the classic architecture of colonial America. Choose from stylish copper-clad designs, or solid wood designs in a variety of styles.

Sturdy, handsome post caps capture the design sophistication and attention to detail that exemplify

the classic architecture of colonial America. Choose from stylish metal, wood, glass and solar designs in a variety of styles. Woodway Post Caps are built to last. We use premium-grade, kiln-dried Western Red Cedar, Mahogany, treated Hem-Fir.

Our blocks and trim skirts are precision-molded for uniformity. Rabbeted joinery in our wood and select metal caps provides extra strength and durability. Our glass caps are solid-formed for longevity. You don't have to worry about rust marks or wood discoloration, because we don't use any metal fasteners.

**Your next project deserves Woodway.**

			
Pyramid	Large Copper Pyramid	Small Copper Pyramid	Flat Bottom
			
Flat Top Copper	Flat Top	Copper Crown	Cottage Pyramid
			
Copper Mission Pyramid	Cottage Flat Top	Ball Top	Ball Finial
			
Acorn Finial	Ball with Lag	4" x 4" Solar	6" x 6" Solar

All metal-clad caps are supported by a hidden, synthetic base for dimensional stability.

## Glass Post Caps

The deep, rich colors of Woodway's Glass Post Caps will last for generations in the harshest of weather conditions. Made of 1/4" heavy-duty glass, they capture and reflect the daylight and transform ordinary posts into works of art. Add color to your yard and garden with the radiant beauty of real glass. Woodway Glass Post Caps add elegance to deck, porch or fence posts – even raised garden bed posts. However you use them,

they'll finish off your outdoor design with flair. The stunning glass post caps lend design sophistication and colorful appeal to your outdoor living spaces.

Choose from an array of five colors: merlot, cobalt blue, amber, olive green and opaque black. Each pyramid shaped cap will enhance your decor with colors chosen to complement the most contemporary and traditional

home color schemes. No matter which size or color post cap you choose, you'll be eager to show off your elegantly coordinated outdoor environment. Add your own lighting to our amber, merlot or cobalt blue glass for extra effect.



Merlot Red  
Solid Glass

			
Amber on Cedar	Olive on Post Sleeve	Cobalt on PVC	Black on Solid Composite





# POST CAPS

## Wood/Metal Post Caps

### Wood Post Caps

Wood post caps from Woodway are both decorative and protective, preventing decay by shielding wood post tops from the elements. Add that finishing touch of class to fences, lamp posts, mailbox posts and deck railings with our wide variety of post caps.



### Metal Post Caps

Add a crowning touch to your fences, railings and posts with Woodway's elegant metal post caps. Choose from stylish copper-clad designs in natural finishes, or contemporary white or black finishes. Your Woodway metal post caps are available with a variety of wood bases, including Cedar, Redwood, Mahogany and Treated.



Top Left: Pyramid Post Cap available in 4" x 4", 5" x 5" and 6" x 6".

Above: Square Top Post Cap available in 4" x 4", 5" x 5" and 6" x 6".

Lower Left: Copper Pyramid Post Cap available in 4" x 4" and 6" x 6".

## Solar Post Caps **Decorate & Illuminate**

Woodway is raising the bar for solar lighting. The Solar Post Caps, in nominal 4" x 4" and 6" x 6" sizes, feature a strong, yet subtle light coupled with a German-made amorphous solar panel for improved charge capability. The lamp enclosure is crystal clear, unlike competing caps which use a textured plastic. The result is a beautiful statement, day or night, in any outdoor setting.

Electroplated finish is available in black or copper color. Copper finish incorporates real copper into the finishing process for an authentic look. Synthetic substrate is color-

coordinated with the finish to minimize the visibility of blemishes over time.

- Wide area light coverage
- Energy savings from clean, green solar energy
- German-made amorphous solar panel that charges even on cloudy days
- Electroplated finish
- Competitively priced
- 4" x 4" size fits nominal 4" x 4" posts
- 6" x 6" fits Woodway Post Sleeves & select composites

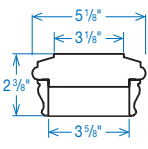
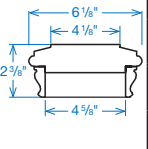
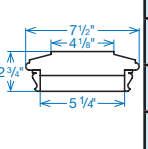
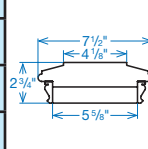
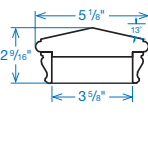
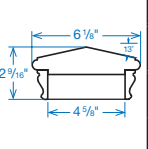
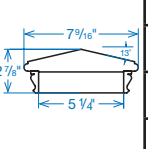
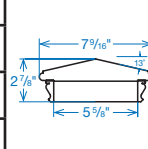
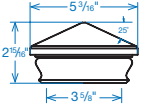
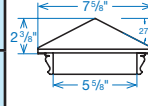


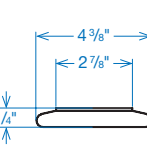
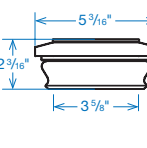
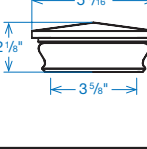
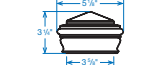


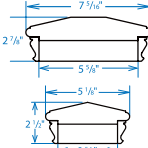
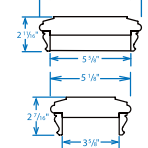
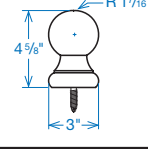
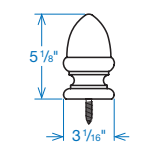
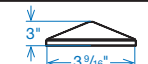
# POST CAPS

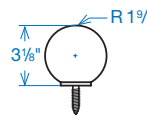
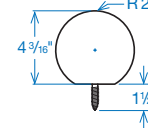


## Styles Traditional and elegant, Woodway Post Caps present the perfect finish.

Style		4" x 4"		5" x 5"		Net 5 1/4" x 5 1/4"		6" x 6"	
Flat Top	Cedar		870.1382		870.1838		870.3358		870.1642
	Mahogany		870.1879		—		—		870.3141
	Redwood		870.1894		—		—		870.1889
	Treated		870.2032		—		—		870.3166
Pyramid*	Cedar		870.1383		870.1830		870.3357		870.1641
	Mahogany		870.1884		—		—		870.3126
	Redwood		870.1893		—		—		870.1888
	Treated		870.2033		—		—		870.3167
LG Copper Pyramid	Cedar		870.1384	N/A	—	N/A	—		870.1669
	Redwood		870.1891		—		—		870.1898

Style		4" x 4"	
Flat Bottom	Cedar		870.1393
	Mahogany		—
	Redwood		870.1897
	Treated		—
Cottage Flat Top	Cedar		870.1391
	Mahogany		—
	Redwood		870.1121
	Treated		870.2037
Cottage Pyramid	Cedar		870.1389
	Mahogany		—
	Redwood		870.1160
	Treated		870.2038
SM Copper Pyramid	Cedar		870.1388
	Redwood		870.1892

Style		4" x 6"	
Rectangular Pyramid	Cedar		870.1479
	Mahogany		—
	Redwood		870.1378
	Treated		—
Rectangular Flat Top	Cedar		870.1480
	Mahogany		—
	Redwood		870.1379
	Treated		—
Ball Finial	Cedar		870.1381
	Mahogany		—
	Redwood		—
	Treated		870.2031
Acorn Finial	Cedar		870.1869
	Mahogany		—
	Redwood		—
	Treated		—
Copper Crown	Copper		870.1845

Style		Small		Large	
Ball with Lag Bolt	Cedar		870.3212		870.3211
	Mahogany		—		—
	Redwood		870.3213		870.3214
	Treated		—		—



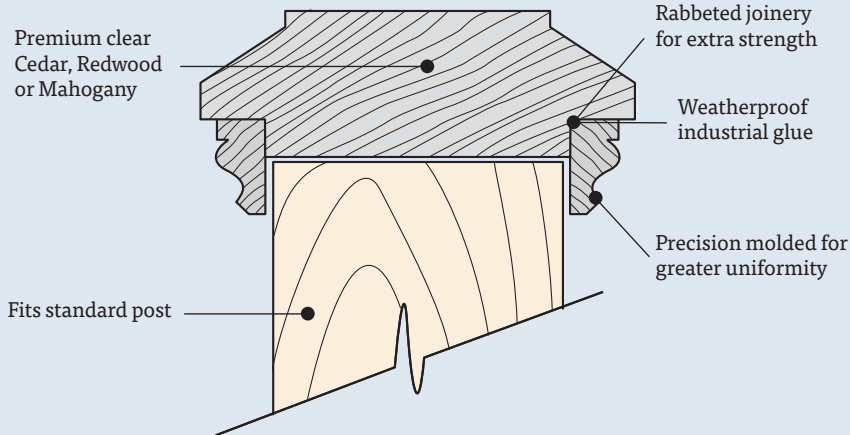
# POST CAPS

## Styles

With many styles, Woodway has the perfect post cap for your next project.

Style		4" x 4"		6" x 6"	
Copper Flat Top	Cedar		870.1387		870.3345
	Mahogany		870.1882		870.3347
	Redwood		870.1890		870.3346
Ball Top	Cedar		870.1392		870.1783
	Mahogany		—		—
	Redwood		870.1887		—
	Treated		870.2036		—
Copper Mission Pyramid	Cedar		870.1824		870.1834
	Mahogany		—		—
	Redwood		—		—
	Treated		—		—
Glass Post Caps		4" x 4"		6" x 6"	
Solid Glass	Merlot Red		870.1374		870.1380
	Opaque Black		870.3084		870.3206
	Cobalt Blue		870.3085		870.3207
	Olive Green		870.3086		870.3208
	Amber		870.3087		870.3246
Solar Post Caps		4" x 4"		6" x 6"	
Solar	Black Finish		870.1107		870.1313
	Copper Finish		870.1038		870.1103

### Wood Post Cap Construction



### Wood Finishing Instructions

Wood expands and contracts across the grain. To reduce this naturally occurring tendency and prevent potential problems, finish your post caps prior to installation.

**Stain Finishing:** Immerse wood portion of the cap in quality exterior, penetrating oil, such as Penofin or Cabot's Australian Timber Oil. It is necessary to finish both inside and outside of the cap. Follow coating manufacturer's directions.

**Paint Finish:** Prime inside and outside of wood cap with alkyd, oil-base primer or stain-blocking acrylic primer. Finish cap with exterior, alkyd oil or acrylic house paint. Two final coats are best.



## Timeless Design, Seamless integration

### Rails, Balusters and Drilled Posts

Woodway Deck Products are designed to be a custom look without the time and labor of a custom project.

Woodway's Plateau Top, Sub and Bottom rails add a timeless look to any deck project. Add our balusters for a classic and traditional rail design, or incorporate stainless steel cables and Woodway's Drilled Posts for cutting-edge and innovative modern appeal.



Plateau Top, Sub & Bottom Rails

### Plateau Top, Sub & Bottom rails

Make our Plateau rails part of every deckrail installation. Designed to be used with standard balusters (net 1 ½" x 1 ½"), our elegant design is the framework for your railing project. Available in 6' and 8' lengths, all Plateau products are made of premium Western Cedar for stability, longevity, classic design and timeless features. Rails can be purchased individually or as a kit.



# BALUSTERS & POSTS

## Deck Products

### Balusters

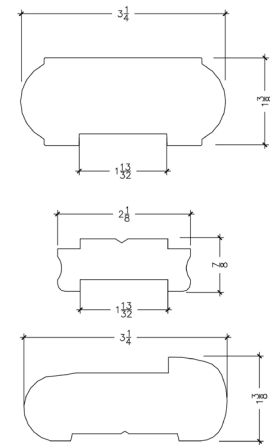
Use Woodway Balusters to complete your traditional railing projects. Our 2" x 2" balusters are made from Western Cedar, and are kiln dried to ensure stability. Available in a variety of lengths (36"-96"), grades (B&Btr, D&Btr), and designs (Square, and Bevel 1-end) - all with Woodway quality.



Category	Product	Dimensions	SKU
Plateau Rails	Top Rail	2" x 4" x 6'	875.1238
		2" x 4" x 8'	875.1244
	Bottom Rail	2" x 4" x 6'	875.1305
		2" x 4" x 8'	875.1310
	Sub Rail	2" x 4" x 6'	875.1263
		2" x 4" x 8'	875.1302
Balusters	B & Btr KD Square	2" x 2" x 36"	875.1355
	D & Btr Square	2" x 2" x 36"	875.1354
		2" x 2" x 42"	875.1559
		2" x 2" x 48"	875.1363
	D & Btr Bevel 1-end	2" x 2" x 72"	875.1560
		2" x 2" x 96"	875.1561
Drilled Posts	Cedar TK	4" x 4" x 48"	875.1058
		4" x 4" x 60"	875.1226
	Douglas Fir #2 & Btr	4" x 4" x 48"	875.1499
		4" x 4" x 60"	875.1500
	Mahogany Clear	4" x 4" x 48"	875.1554
		4" x 4" x 48"	875.1554
Trim Kits	Post Base	4" x 4" *	870.3326
	Post Base	6" x 6" **	870.3327

\* Fits Posts 3 3/8"

\*\* Fits Posts 5 5/8"




Plateau Top, Sub and Bottom rail profiles

## Speed up your stainless cable jobs

Save time on the job site with Woodway's Pre-Drilled Posts for stainless steel cable installations. Pre-drilled at  $\frac{5}{16}$ " , holes are 3" on center and guaranteed to be straight and accurate. Available in three species - TK Cedar, Mahogany or Doug Fir. Our pre-drilled post can be used as a finished or structural line post.

- Kiln dried Douglas Fir, tight knot Western Cedar, clear Mahogany
- Pre-Drilled holes at 3" on center
- Straight and accurate hole placement
- 47 1/2" post ideal for 36" rail heights (12 pre-drilled holes)
- 59 1/2" post for commercial application (14 pre-drilled holes)
- Dramatically reduces installation time
- Designed as a structural post for wood, composite or PVC post sleeves
- Cedar and Mahogany posts can be used as a finish post
- Structural posts are designed to be clad with wood, composite, PVC or vinyl





# POST SLEEVES

## Turn ordinary posts into works of art

### Quick Installation, Striking Results

Woodway Quick Clad Post Sleeves are designed to quickly upgrade the appearance of posts and railings with a professional, finished look. Choose from either Western Red Cedar or Mahogany Quick Clad Post Sleeves. Quick Clad Post Sleeves are already assembled and cut to length for residential and commercial rail heights.

Each Woodway Quick Clad Post Sleeve comes fully assembled and individually cartoned with pre-cut base molding included. Installation couldn't be easier. Simply remove the post sleeve from the carton, slip over existing post, shim the bottom and top and you're ready to add the pre-cut base molding and the post cap style of your choice.

All you supply are the tools, shims, fasteners and the finish of your choice. Everything else you need to make a classic post sleeve is in the box. Each carton contains a fully-assembled post sleeve, ready to slide over the existing 4" x 4" post. Pre-cut base molding is also included.

### Save Time and Money

- Available in Western Red Cedar & Mahogany
- Sleeves come fully assembled and individually cartoned
- Pre-cut base moulding included\*
- Quick shim system makes it easy to correct out-of-plumb and misaligned posts
- All you need to supply are the tools, shims, fasteners, glue and the finish of your choice

### Installation Steps for 40" and 48" Post Sleeves\*



Remove Quick Clad Post Sleeve from carton



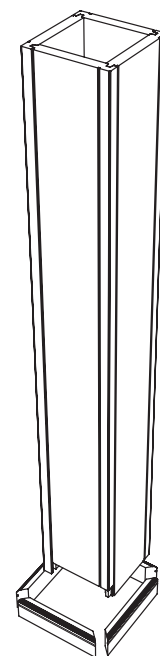
Slip over existing post



Shim bottom of post



Shim top of post



Pieces included with every Post Sleeve purchase.



Assemble base moulding

Complete installation with your choice of Woodway 6" x 6" post cap. Sold separately.



Solid construction and joinery with waterproof exterior adhesive.

# POST SLEEVES



## Made Smart, Made Easy

Woodway's Quick Clad Post System transforms your old, treated 4" x 4" posts into larger, elegantly moulded Western Red Cedar posts.

Or use Quick Clad Post Sleeves on new construction to achieve a heightened level of design right from the start.

Right: 40" Post Sleeves on deck and 48" on stair, all with custom post cap.



Component		Nominal Dimensions	SKU	
Western Red Cedar Clear, kiln-dried	Quick Clad Post Sleeve Pre-assembled		6" x 6" x 40"	875.3065
			6" x 6" x 48"	875.3066
Mahogany Clear, kiln-dried	Quick Clad Post Sleeve Pre-assembled		6" x 6" x 40"	875.3067
			6" x 6" x 48"	875.3068



# FENCING

Efficient and Consistent Woodway Quality

## Premium Fencing Components


### Fencing

Woodway Fencing is the professional grade product you have been looking for. Quality and long-haul performance is what we're about. Pre-assembled panels offer improved efficiency, consistency and quality over site-built fencing.

Each panel features a sturdy sandwiched frame, constructed with stainless steel fasteners and construction adhesive. Proudly made in the U.S.A., we feature select, tight-knot Western Cedar for its natural resistance to insects and decay. Panel frames are striated with eased edge moulds for a finished look and feel. Panel boards are V-jointed with a smooth surfaced front and re-sawn back. Available in multiple styles and widths to meet the needs of your project.



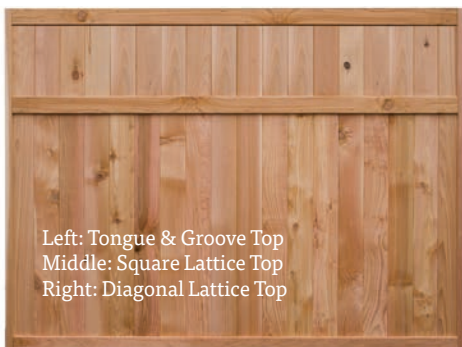
Catalina Fence Topper  
photo: Marc White




### Fence Panels

#### Square / Diagonal / Tongue & Groove Panels:

Woodway fence panels create a near-instant fence – a standard 6-foot height offered with Square, Diagonal or Tongue & Groove tops.



Left: Tongue & Groove Top  
Middle: Square Lattice Top  
Right: Diagonal Lattice Top





## Fencing Products

### Toppers

Fence toppers feature sturdy Woodway lattice, sandwiched on the top and bottom between nominal 1" x 2" moulding. The 1' x 8' lengths are offered in several patterns and grades.



### Pickets

Use Woodway fence pickets to create a custom fence or as a top feature on your fencing project. Lengths from 18" to 72" are available - of benefit for use in scalloped fencing. All fence pickets are smooth surfaced, partially air-dried Cedar.



Category	Product	Dimensions	SKU
Panels	Square Lattice Top	6' x 8'	850.1242
	Diagonal Lattice Top	6' x 8'	850.1198
	Tongue & Groove Top	6' x 8'	850.1257
Toppers	HD Sel Privacy Diagonal	1' x 8'	850.1018
	HD #1 Privacy Diagonal	1' x 8'	850.1333
	HD #1 Privacy Square	1' x 8'	850.1482
	Clear Catalina	1' x 8'	850.1483
	Clear Moderna	1' x 8'	850.1484
Pickets	D & Btr Cedar Pyramid Picket	2" x 2" x 18"	850.1282
		2" x 2" x 24"	850.1283
		2" x 2" x 36"	850.1284
		2" x 2" x 48"	850.1286
		2" x 2" x 60"	850.1287
		2" x 2" x 72"	850.1288



# PANELING

Your best choice for quality,  
solid wall paneling.



Forest Glen


## Solid Wood Plank Paneling

### Largest Range of Product Line

We offer Pine, Cedar and Alder in 100% 8' lengths. Aromatic Cedar is available in nested 4' packs. See table at right for specifications.

### Choice Product & Packaging

Woodway's quality machining and attention to detail make it acceptable for interiors in the finest of homes. Clean, precision moulding - consistently. No unpleasant surprises are buried inside the package. Woodway Planking is a truly "forgiving" product for the do-it-yourselfer, and a terrific job site timesaver for the contractor. All Woodway Planking comes labeled and bundled in strong shrink film. Pallets are cardboard wrapped for added protection.



Rogue River

**Tight-knot  
Pine**



**Tight-knot  
Alder**



**Tight-knot  
Cedar**



**Clear  
Cedar**



**Tight-knot  
Aromatic  
Cedar**




## Solid Wood Plank Paneling

Species	Grade	Name	SKU	Face	Ends Availability		Length of Package	Length of Pieces
					Square Trim	Matched		
Alder	Tight knot	<b>Trask River</b>	830.3023	Double Bead	x		8'	8'
Cedar	Tight knot	<b>Rogue River</b>	830.1930	Smooth	x		8'	8'
	Clear	<b>Forest Glen</b>	830.1925	Smooth	x		8'	8'
Pine	Bright, tight knot	<b>Captain's Cabin</b>	830.1980	Double Bead	x		8'	8'
	Bright, tight knot	<b>White Springs</b>	830.1970	Smooth	x		8'	8'
Aromatic Cedar	Tight knot	<b>Ozark Ridge</b>	830.2015	Smooth		x	4'	Varied

All pieces 5/16" thick by 3 1/2" nominal width (inclusive of 3/16" tongue width). Contents: approximately 14 sq. ft. except as marked.

\* Contents approximately 12 sq. ft



Captain's Cabin



**When it comes to wood,  
looks matter.**



Fortunately, at Woodway, we're in the business of making wood products that not only perform well, but make you look good, too.

Our company was founded by craftsmen like you. We know that your customers want a high level of craftsmanship and quality design at an affordable price. We help you make them happy.

You can't afford call backs, so every single product we make is inspected for quality before it leaves our plant. Designed for easy installation, the complete Woodway product line makes it easy to do quality work.

***[www.woodwayproducts.com](http://www.woodwayproducts.com)***