



YETI[®]

HOPPER[®]

OWNER'S MANUAL



The
LEAKPROOF
TOUGH-AS-NAILS
CARRY-THE-DAY
COOLERTM




CONGRATULATIONS

YOU NOW OWN A YETI® HOPPER® - THE WORLD'S
BEST PORTABLE COOLER. THESE SOFT COOLERS
ARE ANYTHING BUT. DURABLE DESIGN AND
CONSTRUCTION ASSURE YOU A LIFETIME
OF EXTREME PERFORMANCE.



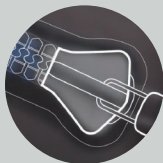
TOUGH AS THEY COME: THE YETI® STANDARD

Our gear won't stand down when you're facing nature's extremes. We make gear that's built to last. The Hopper series is outfitted with the toughest features around. These coolers are going to go the extra mile, and then some, when it comes to keeping your contents colder, longer.



HydroLok™ Zipper

Go ahead – turn it upside down and give it a shake. The HydroLok Zipper is the ultimate waterproof, airtight closure. Constructed like Zippers found in survival suits, high-performance fishing waders, and HazMat protective gear, you can trust this zipper to perform.




U-Dock™

The U-Dock is the terminal end of the HydroLok Zipper that ensures a leakproof seal when closed. To maximize ice retention and eliminate leakage, pull the slider until it is fully engaged with the U-Dock.



DryHide™ Interior and Exterior

Our soft coolers use DryHide fabric for both the interior and exterior shells. This specially-calibrated material is similar to that of high-performance whitewater rafts. The liner is anti-microbial, mildew resistant, and FDA food-grade. RF-welded seams eliminate stitching, providing waterproof construction and superior durability.



ColdCell™ Insulation

The deep and lasting chill of our soft coolers can be credited to their premium ColdCell Insulation. The closed-cell foam offers far superior cold holding to ordinary soft coolers.



HitchPoint™ Grid

Easily attach pretty much anything to your Hopper's HitchPoint Grid, like bottle openers, carabiners, or exclusive YETI accessories like the SideKick™ Dry Gear Case and MOLLE Zinger.

OUTFIT YOUR HOPPER[®]

We've combined durability with versatility. The Hopper is loaded up with features and accessories so you've got exactly what you need when you're getting out.



MOLLE Zinger

This handy, retractable lanyard gives you 36" of reach when you need it so you can hook all kinds of tools and gadgets to your Hopper. Hey, you never know what you'll need out there (comes with YETI Bottle Key).



MOLLE Bottle Opener

Pop some tops on the fly. This MOLLE Bottle Opener fits snugly onto your Hopper and is made with 1/8-inch corrosion-resistant stainless steel so it won't rust or bust.



SideKick™ Dry Gear Case

Strap your SideKick Dry to your Hopper with our HitchPoint™ Grid system and you've got a 100% waterproof vault to keep your phone, keys, and wallet safe and sound.

CARRY
OPTIONS:

READY TO GO

The Hopper family of coolers offers a range of portability options. While some adventures need just a few essentials, others require more substantial provisions, and how you haul it all is up to you.



HOPPER TWO™



HOPPER
BACKFLIP™



HOPPER FLIP[®]

Top Quick-Grab Handle	✓	✓	✓
Removable Shoulder Strap	✓		✓
Fixed Backpack Straps		✓	
Side Handles	✓	✓	✓*

*Note: Hopper Flip 8 does not have side handles.

USAGE, CLEANING, & CARE

Caring for the HydroLok™ Zipper

The HydroLok Zipper is the best cooler zipper in the world, period. And with a little care and maintenance, it can last a lifetime. We recommend long term storage with the zipper in a fully closed position to help protect the U-Dock™ seal. We also recommend regular application of the included YETI Zipper Lubricant — especially when putting into storage — by carefully applying the lube to the U-Dock front, back, and inside.

Everyday cleaning

When your cooler gets muddy or grimy, a mixture of mild dish soap and water will do the trick. Rinse with fresh water then thoroughly wipe the inside dry with a cloth or paper towel. Leave the HydroLok Zipper open for several days to ensure all moisture has dried.

Do not machine wash. Do not dry in an oven.

Storage

Make sure your cooler is completely free of moisture. It is recommended that you leave the HydroLok Zipper in the closed position with the slider pulled fully to the U-Dock.

This will help protect the waterproof seal and the zipper closure.

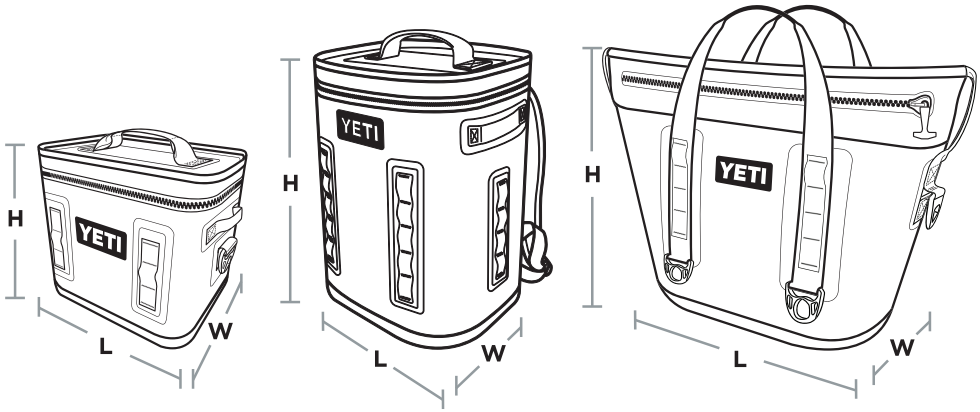
UV Exposure

Color loss is to be expected with time spent in the sun. This is a normal part of the wear and tear process and will not affect performance in any way. Like your favorite YETI® hat, color-fading shows you've logged your hours in the field.

Breaking-in your Hopper

Like a good pair of boots or a quality baseball glove, our soft coolers take a little time to break in. The Hopper's extremely durable materials can make it feel rigid when first put into action. Loading and unloading contents will become easier as the materials relax with use.

DIMENSIONS & CAPACITY



	L	W	H	Qt	Cans*
Hopper Flip® 8	11½"	8"	10½"	10.2	8
Hopper Flip® 12	12⅝"	10"	11½"	16.7	13
Hopper Flip® 18	15⅔"	10⅞"	12⅔"	24.9	20
Hopper BackFlip™ 24	14"	9½"	19"	25.4	20
Hopper Two™ 20	22"	10"	16½"	20.2	16
Hopper Two™ 30	25"	12"	18"	28.9	23
Hopper Two™ 40	26"	13"	19½"	41.6	34

*Using our recommended 2:1 ice-to-content ratio, by volume. Ratio speaks to the use of 12 oz. cans, and varies based on type of ice used.



MAXIMIZING ICE RETENTION

Any member of the YETI® Hopper® family, with its welded DryHide™ double-TPU laminated construction, thick ColdCell™ insulation, and waterproof HydroLok™ Zipper, provides remarkable insulating performance and ice retention capabilities.

But to get the most out of your cooler, we strongly recommend you read the concepts outlined below. Consider it Ice 101. These techniques are used by seasoned outdoor professionals who rely on extended ice retention and we stand by them.

Start with a cold YETI cooler

A cooler is designed to insulate, which means it will retain heat as well as cold. Store your cooler in a cool environment prior to loading it. If stored in a warm garage, hot vehicle, or in direct sunlight prior to use, a significant amount of ice will be wasted cooling the cooler itself. One way to cool the Hopper is to preload it with a sacrificial bag of ice. The starting temperature of the cooler is one of the most commonly overlooked variables in ice retention.

Air is the enemy

Large pockets of air inside your cooler will accelerate ice melting. Cut down on air space by adding more ice.

Freeze or pre-chill contents

Chilling or even freezing your cooler's contents is another way to extend ice retention. Consider that it will take over 1 lb. of ice to cool a six pack of beer at room temperature.

NOTE:

AVOID DRY ICE

Dry ice is the solid form of Carbon Dioxide and its -109° F temperature makes it a very attractive cooling alternative. Although the Hopper's DryHide body construction is more than capable of withstanding that extreme cold, we still recommend against it and here's why. As dry ice warms up, it becomes CO² gas instead of melting. The Hoppers are so airtight that they will inflate with this CO² gas until they expand, which threatens the integrity of your cooler.

Not exactly the grand send-off we have in mind for your Hopper.

Not all ice is created equal

Ice can get much colder than its freezing point. “Warm” ice (near 32° F) is typically wet to the touch and dripping with water. Cold, sub-zero ice is relatively dry and will last substantially longer.

Block ice vs. cube ice

Cubed and shaved ice melt quickly while block ice melts at a slower rate — that’s why it’s our ice preference. But to make your ice last even longer, use YETI ICE™, available in 1 lb., 2 lb., and 4 lb. blocks.

More ice is better

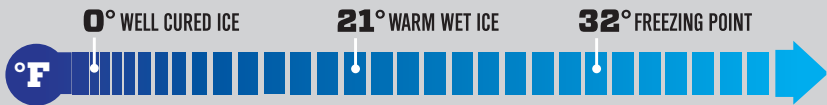
We recommend filling your cooler with as much ice as possible. Ideally, we suggest an ice-to-contents ratio of 2:1.

Limit cooler access

Frequent unzipping and opening will press fast forward on your ice melting. Limit cooler access and the time the cooler remains open. Otherwise, you risk letting that precious cold air escape and inviting hot air to find a new home.

Keep cold water in

If your ice has melted, keep the water inside your cooler. The water will still be cold and can help insulate remaining ice. Just be sure to keep exposed food and meat out of the water.



PRO TIP: ROCK SALT IS YOUR NEW BEST FRIEND

Using rock salt will super-chill your 12-pack of choice. Here’s how to pop open a can of frosty goodness faster:

1. Properly fill your Hopper® with beer and plenty of ice.
2. Generously sprinkle rock salt on top of ice.
3. Zip Hopper closed.
4. Wait 30 minutes and then crack open a cold one*.

*Also works on your favorite canned sodas and bottled drinks.

Check out more Pro Tips and Tricks online at yeti.com

YETI® GEAR

Built for the Wild™

Coolers

Unmatched in ice retention.



Cargo & Duffels

Durability is #1.



Drinkware

The ultimate hydration survival tools for the field or on the water.



Apparel

Rugged never looked so good.



SHOP THE ENTIRE COLLECTION OF GEAR AND ACCESSORIES AT YETI.COM

YETI[®] NATION

You are now a part of the incredible group of YETI owners and fans that make up the YETI nation.

Follow us on YouTube, Instagram, Facebook, Twitter, and on our website to join the conversation. And be sure to show the rest of the nation how you're getting wild by tagging your stories and photos with #BuiltForTheWild.



FOLLOW YETI





3 YEAR WARRANTY

All YETI® Hopper® coolers are warranted against defects in material and workmanship for 3 years after the original purchase. Here are some key things to remember about our warranty:

- Warranty applies only to the original owner.
- Warranty is void if the cooler is used commercially, structurally altered, damaged as a result of abnormal use, or subjected to stress beyond the normal physical limits of the materials used in body or components.
- Normal wear and tear is not warrantied.
- Warranty does not include any manufacturer responsibility for any incidental or consequential damages resulting from the use of the cooler.

We take pride in the products we make. If anything goes wrong, we'll make it right.

YETI®

Register your YETI at yeti.com

YETI Coolers, LLC P.O. Box 163686, Austin, TX 78716-3686
Phone 512.394.9384 info@yeticoolers.com www.yeti.com